

A nighttime photograph of a London street. In the background, the Big Ben clock tower is illuminated with a warm yellow light. To its right, the Gherkin building is also lit up. The street is lined with historic buildings, some with lit windows. In the foreground, the Lion Guard statue is visible, partially obscured by the text. The overall scene is a vibrant cityscape at dusk.

7th Annual International Meeting For Autism Research (IMFAR)

London 15th – 17th May 2008



Thursday 15 th May				
8.00 – 8.30 am	Breakfast + Registration (Chablis)			
8.30 – 8.35 am	Introduction: Prof Tony Charman (Meeting Organiser: Institute of Child Health, London) (Cremant)			
8.35 – 8.45 am	The Role of the Medical Research Council in Supporting Autism Research in the UK (Sir Leszek Borysiewicz, Chief Executive, MRC, London) (Cremant)			
8.45 – 9.45 am	Keynote speaker: Francesca Happé Time to give up on a single explanation for autism? (Cremant)			
9.45 – 10.15 am	Coffee (Chablis)			Poster Presentations (8.30 am – 1.00 pm) Communication Posters 1 Human Genetics Posters 1 Clinical Phenotype Posters 1 Brain Imaging Posters 1 Sensory Systems Posters (Champagne Terr/Bordeaux)
10.15 am – 12.15 pm	Invited Educational Symposium "Immunity in Autism: A New Page with Fresh Insights" Organizer: Glenn Rall (Avize-Morangis)	Oral Presentations Cognition 1 (Mancy)	Oral Presentations Intervention (Bourgogne)	
12.15 – 1.15 pm	Lunch (Chablis) + Tools You Can Use: Identify Early Signs with the ASD Video Glossary (Amy Wetherby) (Cremant)			
1.15 – 3.15 pm	Invited Educational Symposium "Linking Genes and Behaviour Using Brain Imaging: A Practical Guide to a Dark Art" Organizer: Declan Murphy (Avize-Morangis)	Oral Presentations Clinical Phenotype 1 (Mancy)	Oral Presentations Epidemiology 1 (Bourgogne)	
3.15 – 4.00 pm	Coffee (Chablis)			
4.00 – 5.30 pm	Lifetime Achievement Award and Presentations Dr. Isabelle Rapin Autism at age 60+: some contributions of a fascinated participant (Cremant)			
5.30 – 7.00 pm	Reception (Chablis)			

Friday 16 th May				
8.00 – 8.30 am	Breakfast + Registration (Chablis)			
8.30 – 8.45 am	Introduction + Autism Speaks Sponsorship (Cremant)			
8.45 – 9.45 am	Keynote speaker: Thomas Bourgeron Synaptic and clock genes in autism spectrum disorders (Cremant)			
9.45 – 10.15 am	Coffee (Chablis)			Poster Presentations (8.30 am – 1.00 pm) Developmental Stages Posters Human Genetics Posters 2 Social Function Posters 1 Epidemiology Posters (Champagne Terr/Bordeaux)
10.15 am – 12.15 pm	Invited Educational Symposium "Neuropathology of ASDs" Organizer: Eric London (Avize-Morangis)	Oral Presentations Language & Communication (Mancy)	Oral Presentations Sensory Processing (Bourgogne)	
12.15 – 1.15 pm	Lunch (Chablis) + A Strategic Plan for Autism Research (Tom Insel) (Cremant)			
1.15 – 3.15 pm	Invited Educational Symposium "Reflections on the Mirror Neuron Hypothesis of Autism: Lighting the Way Forward" Organizer: Justin Williams	Oral Presentations Clinical Phenotype 2 (Mancy)	Oral Presentations Human Genetic Studies (Bourgogne)	
3.15 – 3.45 pm	Coffee (Chablis)			
3.45 – 5.45 pm	Oral Presentations Animal Model Systems (Avize-Morangis)	Oral Presentations Epidemiology 2 (Mancy)	Roundtable "How to Choose between Diagnostic Tools?" Moderator: Helen McConachie (Bourgogne)	Poster Presentations (1.00 – 5.30 pm) Treatment Posters 2 Communication Posters 2 Cognition Posters 2 Neurophysiology Posters Repetitive Behaviour Posters (Champagne Terr/Bordeaux)
6.00 - 7.00 pm	INSAR AGM (Avize-Morangis)			

Saturday 17 th May				
8.00 – 8.30 am	Breakfast + Registration (Chablis)			
8.30 – 8.45 am	Introduction + Simon's Foundation Sponsorship (Cremant)			
8.45 – 9.45 am	Keynote speaker: John Constantino "The BAP and the New Genetics of Familial and Non-Familial Autism" (Cremant)			
9.45 – 10.15 am	Coffee (Chablis)			Poster Presentations (8.30 am – 1.00 pm) Services Posters 2 Brain Imaging Posters 2 Social Function Posters 2 Clinical Phenotype Posters 2 (Champagne Terr/Bordeaux)
10.15 am – 12.15 pm	Invited Educational Symposium "Role of Environment in ASDs" Organizer: Craig Newschaffer (Avize-Morangis)	Oral Presentations Evoked Response Potentials (Mancy)	Oral Presentations Cognition 2 (Bourgogne)	
12.15 – 1.15 pm	Lunch (Chablis) + Presentation by Joaquin Fuentes on behalf of Autism Europe and IACAPAP "Autism Spectrum Disorders: policy and practice in Europe" (Cremant)			
1.15 – 3.15 pm	Invited Educational Symposium "Sensory Integration Disorders" Organizer: Susan Hyman (Avize-Morangis)	Oral Presentations Brain Imaging 1 (Mancy)	Oral Presentations Sibling Studies (Bourgogne)	
3.15 – 3.45 pm	Coffee (Chablis)			
3.45 – 5.45 pm	Oral Presentations Brain Imaging 2 (Avize-Morangis)	Oral Presentations Repetitive Behaviour (Mancy)	Roundtable "Correlating Animal Behavioral Models to Human ASD" Moderator: Jacqueline Crawley (Bourgogne)	Poster Presentations (1.00 – 5.30 pm) Language Posters Neuropathology Posters Cognition Posters 3 Cell/Animal Model Posters Play Posters (Champagne Terr/Bordeaux)

IMFAR Welcome

Welcome to the 7th annual International Meeting For Autism Research (IMFAR). We are very pleased to be able to host this International Meeting in London – the first ever meeting outside of North America. London, we hope, needs no introduction but combines unique history and traditions, with cutting-edge modern culture and close access to mainland Europe.

The decision to host IMFAR in Europe for the first time was intended to increase international awareness and participation at the meeting. Fortunately, this has been a great success. We received a record number of Abstracts (800 excluding invited presentations) from countries around the globe and for the first time the meeting has over 1,100 delegates. We have also made a number of incremental changes to the format of the meeting, in line with feedback that we have received over the years and these are outlined in the following pages by Manny DiCicco-Bloom, Program Chair. Clearly each of these changes to the format will alter the feeling of the meeting and we will be eager to hear from each of you about their effectiveness as we make plans for next year's meeting. Please give us your appraisal by completing the online feedback form that will be available on the INSAR home page after the meeting.

We wish to thank the many contributors to INSAR and IMFAR. The success of the meeting is due to the dedication and hard work of many individuals, including the INSAR Board, the Scientific Program Committee, those who took time to review Abstracts and the generosity of those who provide funding for the meeting. We are also particularly grateful to Autism Speaks who provided funds up-front to underwrite the contract for the conference venue – funds without which the meeting would not be happening in Europe for the first time. Other financial support for this meeting came from private foundations and US and UK public agencies and we are grateful to each of these (in alphabetical order): the Autism Society of America, the Medical Research Council, the National Institutes of Health, Research Autism and the Simons Foundation. If you have the opportunity, please express your gratitude to members of these groups who will all be present at the meeting. Finally, a number of exhibitors provide financial support in return for space at the meeting and we hope that you will find their exhibits of interest and help.

We are sure that you will find the 3 days stimulating, sociable and educational. Welcome to London!

Tony Charman PhD
Conference Chair

Manny DiCicco-Bloom MD
Program Chair

Bob Schultz PhD
President, INSAR

President's Welcome and Society News

It gives me great pleasure to welcome you to the 7th annual meeting of the International Society for Autism Research (INSAR). As you know, IMFAR is the official scientific meeting for the Society. As such, I want to take this opportunity to update you on Society activities over the past year. One of our major achievements was the creation of the Society's journal, *Autism Research*. Our first issue of *Autism Research* was published in March of this year, and the second issue will be published in May. We will continue to publish every other month, before becoming a monthly publication within the next few years. We encourage all IMFAR attendees to submit papers to the Journal, whose emphasis is on biological and psychological mechanisms, especially with respect to developmental processes. Judging from the number of article downloads (4,000 in the first two weeks after Issue 1 went online!), as well as the feedback from scientific community, I am confident that our new Journal will be a resounding success. *Autism Research* prides itself on fast turn around times for the review process, and we aspire to be the leading publication in the field. Our Editorial Board is composed of numerous well recognized leaders in the field, each of whom will be submitting some of their best work in these earlier years in order to help establish a first rate reputation for the Journal. I am very thankful for the efforts of the Journal's Editor-in-Chief – Anthony Bailey, and the Associate Editors – Ed Cook, Sally Rogers, Jim Sutcliffe, as well as the for the tireless work of our publisher Ms. Colette Bean of Wiley-Blackwell, Inc.

A second major achievement of the past year was the establishment of the Society's webpage (<http://autism-insar.org/>). This webpage contains Society news, an archive of past IMFAR meeting abstracts, a jobs board, and links to *Autism Research*, various funding sources and autism organizations. Importantly, as all of you surely know by now, this webpage is being used for IMFAR registration. Unfortunately, there continues to be some confusion about the distinction between registering for INSAR membership and registering for the IMFAR meeting. These are two distinct processes with distinct benefits. IMFAR is currently open to everyone, though given the unprecedented demand for registration this year, future meetings may need to give preference to INSAR members. INSAR runs the IMFAR meeting, and INSAR's webpage should be used for (1) paying your annual membership dues (due by January 1 of each year), as well as IMFAR registration (typically starting in February or March). I wish to encourage all IMFAR attendees to consider becoming a member of the Society. Membership dues go toward supporting all of the Society's activities, and provide several important benefits, including:

- 1) Free online access to *Autism Research* (through autism-insar.org)
- 2) IMFAR registration discounts (and in the future, possible preferential registration)
- 3) Ability to vote and run for elected office in INSAR (next elections to be in January 2009)
- 4) Ability to post advertisements on our website's Jobs Posting page

Given the growth of IMFAR, from only about 300 attendees in its first year, to nearly 1200 this year, we are expecting even larger attendance for IMFAR 2009, to be held May 7-9 in Chicago, and IMFAR 2010, to be held in May in Philadelphia (exact dates to be posted on autism-insar.org by this summer).

In closing, I want to draw attention to and to thank the members of INSAR's Board of Directors: Peter Mundy (VP), Katherine Loveland (Treasurer), Jennifer Pinto-Martin (Secretary), Sally Rogers (ex officio), as well as various committee chairs (Membership - Nurit Yirmiya; Elections – Joe Piven; Student - Mathew Goodwin). I want to extend a special thanks to Autism Speaks for their continuing financial support and to the Simons Foundation for providing support for this year's meeting, to Jonathan Wood, our webmaster, and to Tony Charman and Manny DiCicco-Bloom for their work as Conference Chairman and Scientific Program Chair, respectfully, for this year's meeting. Having been involved in running past meetings, I can attest to the hard work required to organize and execute these meetings. This year's meeting was especially challenging, owing to a set of new procedures and mechanisms established this year in order to make the meeting run more efficiently and to be more cost effective to the Society. Tony and Manny bore the brunt of these *transition* costs, at times spending the majority of their work week on IMFAR business. The Society is indebted to them and I am greatly appreciative of their many hours of volunteer service.

Sincerely,
Bob Schultz
INSAR, President

IMFAR 2008 Scientific Program

Dear IMFAR Delegate,

We have instituted many exciting changes this year in the scientific program that should enhance communication and learning throughout the meeting. Along with these changes in meeting structure, you will notice the dramatic expansion of the Program Book to include the title and location of every one of the greater than 800 submitted abstracts, and the creation of a separate Abstract Book. Below, we briefly describe the new format, which is conveniently displayed visually in the first three pages of this Program Book. The most important changes in meeting structure are the scheduling of Invited Educational Symposia in each half day so there is no competition between them; the introduction of assigned poster presentation hours so that delegates can go to a poster with a guarantee to find someone to speak with; and the introduction of a new form of session, the Roundtables, where brief presentations by leading investigators will be followed by audience participation. Roundtables are designed to bring together a diverse range of opinions in hot topic areas where the ideas and the eventual goals of the field are still in development.

The meeting is organized into six (6) half days intervals, each with a separate section in the Program Book. Each half day has a poster session that includes 4 to 5 topics, and is further described below. For each morning, we start with a Keynote Speaker, followed by a Coffee Break, to allow room re-organization. Then over the next two hours, we have the Invited Educational Symposium (IES) that is comprised of 4-5 speakers that occurs in parallel with the two Oral abstract presentations. Throughout the morning, one has the option to visit posters (up for the entire half day) when the presenters will be present, as indicated by the time stated with each abstract and its poster board number. This year the Program Book lists every presented abstract, especially the posters, which comprise greater than 80% of all communications, a new feature to enhance your ability to find the information and authors you choose at the meeting.

POSTER PRESENTATIONS: All Posters will be presented for a half day period, in either the Champagne Terrace, where poster boards 1-60 are located, and the Bordeaux, where boards 61-120 are located. You will find the Velcro pieces needed to hang your posters in each room. While you are welcome to be at your poster for the entire half day period, presenters are required to attend their posters during the one hour period starting at the assigned time, also noted in the Program Book.

The afternoon of each day starts with lunch, during which speakers from autism research related organizations make presentations. The second poster session of the day also starts at this time. Immediately after lunch, there is another series of parallel IES and Oral presentations. Then after we take a Coffee Break, the Lifetime Achievement Award ceremony occurs on Thursday, and parallel Roundtables and a second set of Oral presentations occurs on Friday and Saturday. Of course throughout the afternoon, one has the option to visit posters when the presenters are present, or anytime else.

The Program Book is organized into sections devoted to each half day. To help you know immediately what is scheduled for each half day, the entire program is briefly organized over the first page or two. This way you can plan to attend Keynotes, IES and Roundtables without having to page through all the titles of every individual abstract in the Oral and Poster sessions. Nonetheless, each half day lists every abstract presentation that occurs, eight (8) of them in each Oral session, and between 15-45 in each of the 4 to 5 poster categories over the several hour period. The convenient Author Name Index at the back provides you with every abstract number the author is associated with, the one on which she/he is presenting author (in BOLD) as well as an e-mail address.

The Abstract Book contains every abstract in order of presentation and also the descriptive paragraphs provided by Keynote Speakers, Awardees, IES Organizers and Speakers and Roundtable Moderators, and also contains the Author Name Index. This book is available in PDF format from the INSAR website.

We hope the new meeting structure and Program/Abstract Books provide a more rich experience for the autism community, especially as we continue to grow at such a remarkable pace. We must acknowledge the unwavering support of Allena Buchhold at Confex and Jonathan Wood at Mixxmedia for their support and guidance as we create these new assets for INSAR and its annual meeting, IMFAR.

Manny DiCicco-Bloom, MD
Scientific Program Committee Chair

Acknowledgments

Acknowledgments

The International Society for Autism Research (INSAR) is the professional organization that oversees the annual International Meeting for Autism Research (IMFAR). INSAR is responsible for appointing all committees that govern the organization and approving the content and format of the annual meeting.

INSAR Governing Board 2007-2009

Robert T. Schultz, President

Peter Mundy, Vice President

Jennifer Pinto-Martin, Secretary

Katherine A. Loveland, Treasurer

Sally J. Rogers, Past President

INSAR Committees

Tony Charman, IMFAR 2008 Meeting Chair

Emanuel DiCicco-Bloom, IMFAR 2008 Program Chair

Nurit Yirmiya, Chair Membership Committee

Anthony Bailey, Journal Editor Autism Research

Joe Piven, Chair Elections Committee

Mathew Goodwin, Chair Student Committee

Scientific Program Committee Members

Emanuel DiCicco-Bloom, Chair, Robert Wood Johnson Medical School, Piscataway, USA

Patrick Bolton, Institute of Psychiatry, London, UK

Linda Brzustowicz, Rutgers University, Piscataway, USA

Tony Charman, UCL Institute of Child Health, London, UK

Jacqueline N. Crawley, National Institute of Mental Health, Bethesda, USA

Steve Dager, University of Washington, Seattle, USA

Joaquin Fuentes, Policlinica Gipuzkoa, San Sebastian, Spain

Karl Herrup, Rutgers University, Piscataway, USA

Susan Hyman, University of Rochester, Rochester, USA

Katherine A. Loveland, University of Texas Medical School, Houston, USA

Helen McConachie, Newcastle University, Newcastle upon Tyne, UK

Declan Murphy, Institute of Psychiatry, London, UK

Craig J. Newschaffer, Drexel University School of Public Health, Philadelphia, USA

Isaac Pessah, University of California, Davis, USA

Herbert Roeyers, Ghent University, Ghent, Belgium

Wendy Stone, Vanderbilt University, Nashville, USA

Marshalyn Yeargin-Allsop, Centers for Disease Control, Atlanta, USA

Abstract Reviewers

Loisa Bennetto, University of Rochester, USA

Dermot M. Bowler, City University, London, UK

Jan Buitelaar, Radboud University, Nijmegen, The Netherlands.

Susie Chandler, UCL Institute of Child Health, London, UK

Tony Charman, UCL Institute of Child Health, London, UK

Katarzyna Chawarska, Yale University School of Medicine, New Haven, USA

Sally Clifford, UCL Institute of Child Health, London, UK

Edwin H. Cook Jr, University of Illinois, Chicago, USA

Jacqueline Crawley, National Institute of Mental Health, Bethesda, USA

Lisa A. Croen, Kaiser Permanente Medical Care Program, Oakland, USA

Stephen Dager, University of Washington, Seattle, USA

Emanuel DiCicco-Bloom, Robert Wood Johnson Medical School, Piscataway, USA

Karen Dobkins, University of California San Diego, La Jolla, USA

Deborah Fein, University of Connecticut, Storrs, USA

Pauline A. Filipek, University of California Irvine, Orange, USA

Eric Fombonne, McGill University, Montreal, Canada
 Joaquin Fuentes, Policlínica Gipuzkoa, San Sebastian, Spain
 Robert S. Fujinami, University of Utah, Salt Lake City, USA
 Sebastian B. Gaigg, City University, London, UK
 Heather Cody Hazlett, University of North Carolina, Chapel Hill, USA
 Karl Herrup, Rutgers University, Piscataway, USA
 Patricia Howlin, King's College, London, UK
 Kristelle Hudry, UCL Institute of Child Health, London, UK
 Susan L. Hyman, University of Rochester, Rochester, USA
 Catherine Jones, UCL Institute of Child Health, London, UK
 Connie Kasari, University of California, Los Angeles, USA
 Chantal Kemner, University Medical Center Utrecht, Utrecht, The Netherlands
 Rebecca Landa, Kennedy Krieger Institute, Baltimore, USA
 Ann S. Le Couteur, Newcastle University, Newcastle upon Tyne, UK
 Susan E. Levy, Children's Hospital of Philadelphia, Philadelphia, USA
 Katherine Loveland, University of Texas Medical School, Houston, USA
 Richard P. Malone, Drexel University School of Medicine, Philadelphia, USA
 A. Kimberley McAllister, University of California, Davis, USA
 Helen McConachie, Newcastle University, Newcastle upon Tyne, UK
 James H. Millonig, Robert Wood Johnson Medical School, Piscataway, USA
 Peter Mitchell, University of Nottingham, Nottingham, UK
 Sheryl S. Moy, University of North Carolina, Chapel Hill, USA
 Craig Newschaffer, Drexel University School of Public Health, Philadelphia, USA
 Courtenay Norbury, Royal Holloway, University of London, Egham, UK
 Rhea Paul, Yale Child Study Center, New Haven, USA
 Glenn Rall, Fox Chase Cancer Center, Philadelphia, USA
 Tim Roberts, Children's Hospital of Philadelphia, Philadelphia, USA
 Herbert Roeyers, Ghent University, Ghent, Belgium
 Cynthia M. Schumann, University of California San Diego, La Jolla, USA
 Tristram H. Smith, University of Rochester Medical Center, Rochester USA
 Sarah J. Spence, National Institute of Mental Health, Bethesda, USA
 Wendy L. Stone, Vanderbilt University, Nashville, USA
 Helen Tager-Flusberg, Boston University School of Medicine, Boston, USA
 Audrey Thurm, National Institute of Mental Health, Bethesda, USA
 Rutger Jan Van der Gaag, University Medical Center St Radboud, Nijmegen, The Netherlands
 Zachary Warren, Vanderbilt University, Nashville, USA
 Sara Jane Webb, University of Washington, Seattle, USA
 John P. Welsh, Drexel University College of Medicine, Philadelphia, USA
 Marshalyne Yeargin-Allsopp, Centers for Disease Control, Atlanta, USA
 Nurit Yirmiya, Hebrew University of Jerusalem, Israel
 Larry Young, Emory University, Atlanta, USA
 Lonnie Zwaigenbaum, University of Alberta, Edmonton, Canada

Support Staff

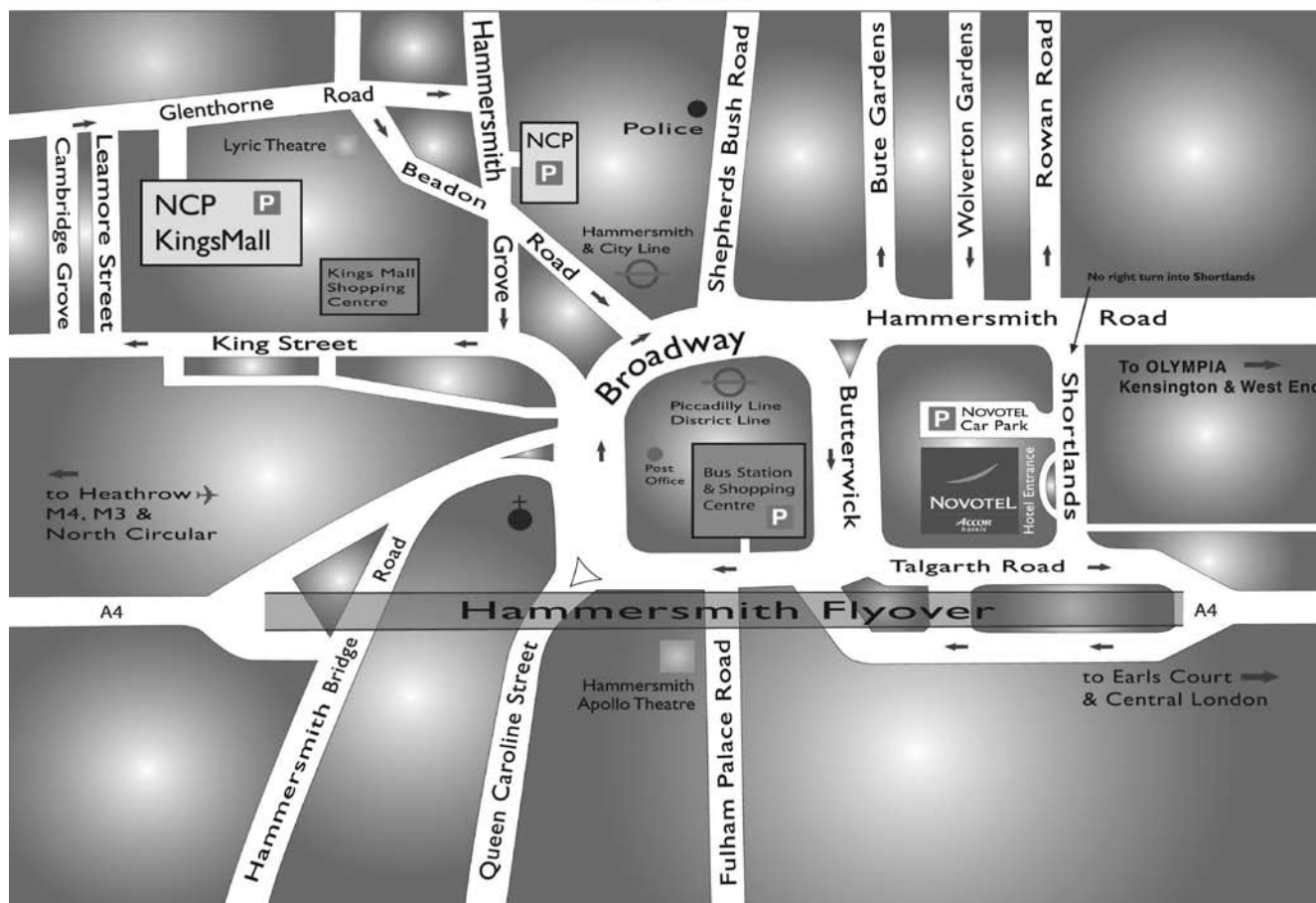
Joan Mordes, Robert Wood Johnson Medical School, Piscataway, USA
 Xiaofeng Zhou, Robert Wood Johnson Medical School, Piscataway, USA
 All staff and students in the Tony Charman lab, Laura Brown, Susie Chandler, Sally Clifford, Kristelle Hudry, Catherine Jones, Odette Megnin, UCL Institute of Child Health, London, UK

Data presented at the annual International Meeting for Autism Research (IMFAR) is the sole responsibility of the authors. The sponsor of the annual Meeting, the International Society for Autism Research (INSAR), takes no responsibility for its accuracy. Submitted IMFAR abstracts are reviewed only to ensure that the authors will be presenting empirical data and that aims and conduct of the study, as far as can be ascertained, are consistent with international ethical guidelines for scientific research (Declaration of Helsinki). Acceptance of an abstract for presentation at the Meeting does not represent an endorsement by the Society of the quality or accuracy of the data and their interpretation, which judgment must await publication in a peer review journal. Consumers should recognize that study data presented at meetings is often preliminary and in some cases speculative, and that findings and conclusions have not undergone the rigors of a true peer review process.



NOVOTEL LONDON WEST HOTEL & CONVENTION CENTRE

LOCATION MAP



By Road

A316 & M4 (A4) motorway converge at the Hogarth Roundabout in Chiswick. Continue straight over, along the Great West Road (A4) following signs for Hammersmith. Exit left for Hammersmith, just before the A4 Hammersmith Flyover. Proceed along Hammersmith Bridge Road (church on right) to the roundabout. Take the 5th exit (Parallel to the Flyover with the Novotel London West, second building on your left). Take 1st left into Shortlands for the main entrance. For the car park, please take 1st left after the main entrance. The car park charge is £3.00 per hour for non-residents and £1.00 for residents.

By Air

Direct underground from Heathrow Airport, via the Piccadilly line to Hammersmith. From Gatwick Airport, British Rail link to Victoria and then District line to Hammersmith.

By Underground

Hammersmith underground is just 3 minutes walk away. This station is a major interchange and offers the District, Piccadilly and Hammersmith & City lines which between them connect with the entire London Underground system. On exiting through the Underground ticket barrier, follow overhead signs to Talgarth Road. Turn left as you leave the Shopping Centre. Follow the Flyover on your right. Cross intersection. The second building on your left is the Novotel London West.

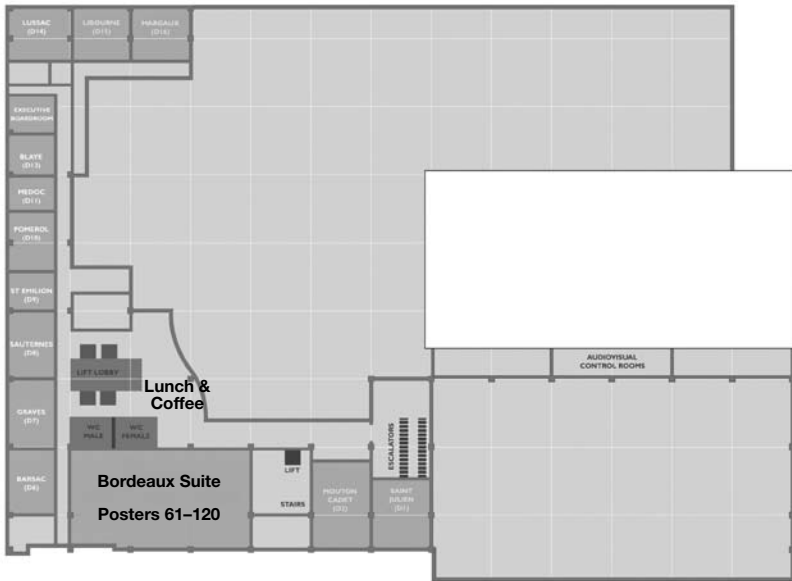
By Rail

Victoria main line British Rail. Take District line to Hammersmith Underground Station. By Bus numbers 9.10 and 27 run into Broadway, along the Hammersmith Road.

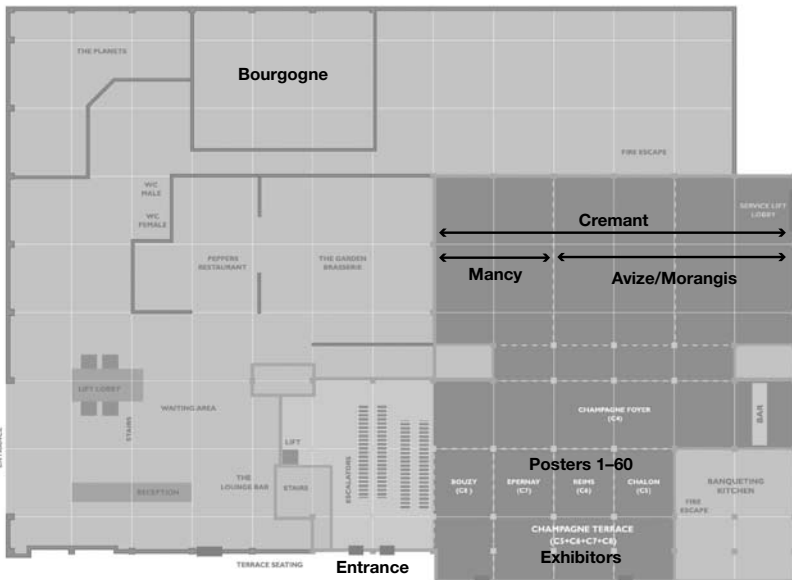
Contents

Welcome	3
President's Address	4
IMFAR 2008 Scientific Programme	5
Acknowledgements	6
Hotel Location	9
Contents	10
Conference Layout	11
Programme	12
Thursday 15 May 2008 AM	12
Thursday 15 May 2008 PM	19
Friday 16 May 2008 AM	26
Friday 16 May 2008 PM	33
Saturday 17 May 2008 AM	41
Saturday 17 May 2008 PM	48
Index	56
Exhibitors	Inside Cover
Sponsors	Outside Cover

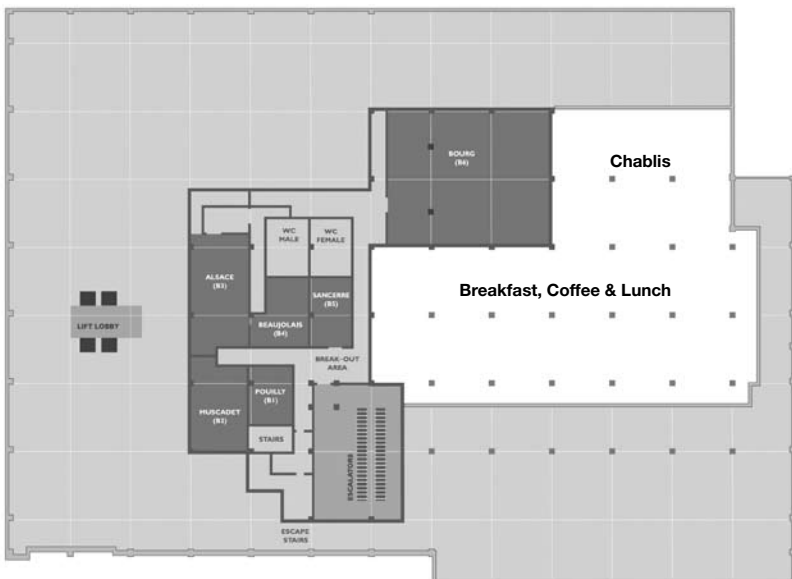
Conference Layout



Level 2



Level 1



Level 0

Thursday 15th May – AM

8.00 – 8.30 am	Breakfast + Registration (Chablis)		
8.30 – 8.35 am	Introduction: Prof Tony Charman (Meeting Organiser: Institute of Child Health, London) (Cremant)		
8.35 – 8.45 am	The Role of the Medical Research Council in Supporting Autism Research in the UK (Sir Leszek Borysiewicz, Chief Executive, MRC, London) (Cremant)		
8.45 – 9.45 am	Keynote speaker: Francesca Happé Time to give up on a single explanation for autism? (Cremant)		
9.45 – 10.15 am	Coffee (Chablis)		Poster Presentations (8.30 am – 1.00 pm) Communication Posters 1 Human Genetics Posters 1 Clinical Phenotype Posters 1 Brain Imaging Posters 1 Sensory Systems Posters (Champagne Terr/Bordeaux)
10.15 am – 12.15 pm	Invited Educational Symposium "Immunity in Autism: A New Page with Fresh Insights" Organizer: Glenn Rall (Avize-Morangis)	Oral Presentations Cognition 1 (Mancy)	Oral Presentations Intervention (Bourgogne)

Breakfast and Registration

8:00 AM - 8:30 AM - Chablis

Keynote Address

100 Time to give up on a single explanation for autism?

8:30 AM - 9:45 AM - Cremant

Speaker: F. Happé *Institute of Psychiatry, KCL*

In this talk I will suggest that we should abandon the search for a single unifying cause for the diverse symptoms defining autism. I will present recent evidence of behavioural fractionation of social impairment, communication difficulties and rigid and repetitive behaviours in a population-based sample. Twin analyses in the same sample suggest largely nonoverlapping genes acting on each of these traits. At the cognitive level, too, attempts at a single explanation for the symptoms of autism appear to have failed. Instead, different cognitive accounts are needed for the different aspects of autism, and distinct neural systems appear to be involved. Implications and future research directions will be discussed.

8:30 **100.1**
Introduction by Sir Leszek Borysiewicz (Chief Executive Medical Research Council).

8:45 **100.2**
Keynote Address.

Coffee 9:45 AM – 10:15 AM - Chablis

Invited Educational Symposia

101 Immunity in Autism: A New Page with Fresh Insights

10:15 AM - 12:15 PM - Avize-Morangis

Organizer: G. Rall *Fox Chase Cancer Center*

Speakers: L. Boulanger¹ P. Patterson² C. A. Pardo³ R. S. Fujinami⁴ (1) *University of California, San Diego*, (2) *Biology Division*, (3) *Jonhs Hopkins University School of Medicine*, (4) *University of Utah*

What role, if any, the host immune response plays in the etiology of autism has been a controversial and understudied aspect of autism research. Recently, the advent of novel mouse models, powerful cell culture systems, and creative human-based studies has substantiated a critical role for the immune response in autism. The goal of this session is to highlight some of these recent and diverse contributions.

- 10:15 **101.1**
Introductory Remarks.
- 10:30 **101.2**
Regulation of Glutamatergic Synaptic Transmission and Plasticity by MHC class I. L. M. Boulanger*, *University of California, San Diego*
- 10:50 **101.3**
The Mechanism Of Pathogenesis Of An Autism Risk Factor: Activation Of The Maternal Immune System Alters Fetal Brain Development Via IL-6. P. Patterson*, *Biology Division*
- 11:10 **101.4**
The Roles Of Neuroglia And Neuroimmune Modulators In Pathogenesis Of ASD. C. A. Pardo*, *Jonhs Hopkins University School of Medicine*
- 11:30 **101.5**
Immune Responses To Central Nervous System Proteins And Viruses In Individuals With Autism. R. S. Fujinami*, J. E. Libbey, H. H. Coon, N. J. Kirkman, T. L. Sweeten, J. N. Miller, J. E. Lainhart and W. M. McMahon, *University of Utah*

Oral Presentations

102 Cognition 1

10:15 AM - 12:15 PM - Mancy

- 10:15 **102.1**
"I know that face" – A comparison of face learning and recognition abilities in children with Autistic Spectrum Disorders, Developmental Delay, and Typical Development. R. Wilson*, M. Blades and O. Pascalis, *University of Sheffield*
- 10:30 **102.2**
Investigating the cognitive phenotype of autism: a 3-year prospective longitudinal study. E. Pellicano*, *University of Bristol*
- 10:45 **102.3**
ATTENUATED BINDING OF FEATURAL INFORMATION IN INDIVIDUALS WITH AUTISM SPECTRUM DISORDER. D. M. Bowler*, J. M. Gardiner and S. B. Gaigg, *City University, London*
- 11:00 **102.4**
Pre-Conceptual Self-Awareness of own Agency in Autism Spectrum Disorder. D. Williams*¹ and F. Happé², (1) *University College London*, (2) *Institute of Psychiatry, Kings College London*
- 11:15 **102.5**
CHILDREN WITH AUTISM DISENGAGE FROM A SOCIAL STIMULUS SLOWER THAN TYPICALLY DEVELOPING CONTROLS. J. T. Elison*¹, J. S. Reznick¹, T. N. Holtzclaw¹, J. Piven² and J. W. Bodfish¹, (1) *University of North Carolina - Chapel Hill*, (2) *University of North Carolina*

- 11:30 **102.6**
Enhanced Rationality & Behavioral Invariance in Autism. N. A. Harrison*, B. De Martino, S. Knafo, G. Bird and R. J. Dolan, *University College London*
- 11:45 **102.7**
Lack of Local Bias during Selective Attention Global-Local Processing in Autism Spectrum Disorders. S. A. Johnson*¹, L. M. Blaha², R. R. Murphy², J. T. Townsend², V. A. Bruce³ and J. C. Stout⁴, (1)*Dalhousie University*, (2)*Indiana University*, (3)*University of Windsor*, (4)*Monash University*
- 12:00 **102.8**
Mechanisms underlying deficits in autobiographical memory retrieval in Autism Spectrum Disorders. L. Goddard*¹, B. Dritschel², P. Howlin³ and S. Robinson¹, (1)*Goldsmiths, University of London*, (2)*University of St. Andrews*, (3)*INSTITUTE OF PSYCHIATRY, KING'S COLLEGE LONDON*

Oral Presentations

103 Intervention

10:15 AM - 12:15 PM - Bourgogne

- 10:15 **103.1**
Early Intervention Outcomes Before and After EIBI Termination and School Entry. P. Mirenda* and K. D. Bopp, *University of British Columbia*
- 10:30 **103.2**
A New Way to Study and to Treat Autism Spectrum Conditions: Video Games for Ecologically Valid Measurement and Therapy. M. K. Belmonte*, *Cornell University*
- 10:45 **103.3**
Friendship Training for Children With High Functioning Autism: The UCLA PEERS Program. E. Laugeson*, C. Mogil, A. R. Dillon and F. Frankel, *UCLA Semel Institute for Neuroscience & Human Behavior*
- 11:00 **103.4**
Let's Face It! A Computer-Based Intervention for Strengthening Face Processing Skills in Individuals with Autism Spectrum Disorders. J. M. Wolf*¹, J. Tanaka², C. Klaiman³, K. Koenig¹, J. Cockburn², L. E. Herlihy¹, C. Brown¹, S. S. Stahl¹, M. South⁴, J. McPartland¹ and R. T. Schultz⁵, (1)*Yale Child Study Center*, (2)*University of Victoria*, (3)*Children's Health Council*, (4)*Brigham Young University*, (5)*Children's Hospital of Philadelphia and the University of Pennsylvania*
- 11:15 **103.5**
Replication Study of Face Expertise Training in Adults with High Functioning Autism Spectrum Disorders. S. Faja*, S. J. Webb, K. Merkle, D. E. Kamara, E. H. Aylward and G. Dawson, *University of Washington*
- 11:30 **103.6**
The Effectiveness Of Community-Based Early Intensive Behavioural Intervention: A Waitlist Comparison Study. H. E. Flanagan*¹, A. Perry¹, N. L. Freeman² and J. Bebko¹, (1)*York University*, (2)*Surrey Place Centre*
- 11:45 **103.7**
Variability in intervention outcomes for young children with ASD. D. A. Zachor*¹ and E. Ben Itzhak², (1)*Tel Aviv University / Assaf Harofeh Medical Center*, (2)*Ariel University Center of Samaria*
- 12:00 **103.8**
Designing Social Competence Interventions to Match ASD Subtype Characteristics: A Pilot Study. J. Stichter*, K. Visovsky, C. Schmidt, N. Gage and T. Crowe, *Thompson Center for Autism and Neurodevelopmental Disabilities*

Poster Presentations

104 Communication Posters 1

8:30 AM - 1:00 PM - Champagne Terrace/Bordeaux

- 10:00 **1 104.1**
Joint Attention Revisited: Examining heterogeneity among children with autism. S. Hurwitz*, *University of North Carolina at Chapel Hill*
- 10:00 **2 104.2**
Weighted frequency of triadic communication growth rate predicts endpoint atypicality within a sample of infant siblings of children with ASD. P. Yoder*, W. Stone and T. Walden, *Vanderbilt University*
- 11:00 **3 104.3**
Gesture and Speech Integration in High-Functioning Autism. L. B. Silverman*¹, E. Campana², L. Bennetto³ and M. K. Tanenhaus³, (1)*University of Rochester Medical Center*, (2)*Arizona State University*, (3)*University of Rochester*
- 11:00 **4 104.4**
Using Comic Strip Conversations To Promote Appropriate Social Behaviours For Children With Autism. G. M. Guazzo*, *Integrated Centre for the Autism Study (ICAS)*
- 10:00 **5 104.5**
Performance of identifying a conversation partner by facial gestures in individuals with high-functioning pervasive developmental disorders: An experiment using two-person dialogue scenes. J. Adachi*, *Hokkaido University of Education*
- 10:00 **6 104.6**
Expression of distress in children with Autism Spectrum Disorder. G. Esposito*¹, P. Venuti² and S. De Falco², (1)*University of Trento, Italy*, (2)*University of Trento*
- 11:00 **7 104.7**
Attachment behaviours and parent-child interaction in pre-school autism. L. Blazey¹, K. Leadbitter², C. Holt*¹ and J. Green¹, (1)*University of Manchester*, (2)*Lancaster University*
- 11:00 **8 104.8**
Nonverbal Processing Skill and Social Adjustment in Preschoolers with Autism. D. C. Carey* and S. Nowicki, *Emory University*
- 10:00 **9 104.9**
Effects of Picture Exchange Communication System on Verbal and non-Verbal Communication Skills and Problem Behaviors of Iranian Children with Autism Spectrum Disorders. H. R. Pouretamad¹, F. Ahmadi*², K. Khoushabi³ and M. Mamaghanieh², (1)*Shaheed Beheshti University*, (2)*University of Shaheed Beheshti*, (3)*University of Social Welfare and Rehabilitation Sciences*
- 10:00 **10 104.10**
Increasing Requesting Skills in Individuals with Autism: Animated Pictures vs. Video Modeling. L. Spencer*, *Armstrong Atlantic State University*
- 11:00 **11 104.11**
Measuring change in parent child communicative interaction during pre-school treatment for autism. C. R. Aldred* and J. Green, *University of Manchester*
- 11:00 **12 104.12**
The Criterion-Related Validity Of The Modified Classroom Observation Schedule To Measure Intentional Communication (M-Cosmic): A Preliminary Study. S. Clifford*¹, L. Brown¹, K. Hudry¹, G. Pasco² and T. Charman¹, (1)*UCL Institute of Child Health*, (2)*Autism Research Centre, University of Cambridge*

Program

- 10:00 **13 104.13**
Production Of Emotional Prosody And Facial Expressions In Adolescents With Autism. R. B. Grossman*¹, L. R. Edelson¹, L. B. Rubinstein², J. Lomibao³, S. Borawski¹ and H. Tager-Flusberg¹, (1)*Boston University School of Medicine*, (2)*Boston University*, (3)*Boston Autism Consortium*
- 10:00 **14 104.14**
Do joint attention problems persist in verbal children with autism?. K. Leadbitter* and C. Lewis, *Lancaster University*
- 11:00 **15 104.15**
Acquisition of Social-Communicative Behavior in Toddlers at Risk for Autism Spectrum Disorders. W. J. Guthrie*¹, C. Lord¹, M. Coffing², R. Petrak¹, R. Niehus¹ and S. Risi¹, (1)*University of Michigan Autism and Communication Disorders Center*, (2)*Vanderbilt University*
- 11:00 **16 104.16**
Joint Attention in Infants and Toddlers with an Autism Spectrum Disorder: Research into the Underlying Processes. I. Schietecatte* and H. Roeyers, *Ghent University*
- Poster Presentations**
105 Human Genetics Posters 1
8:30 AM - 1:00 PM - Champagne Terrace/Bordeaux
- 12:00 **17 105.1**
The DLX1 and DLX2 Genes and Susceptibility to Autism Spectrum Disorders. X. Liu*¹, N. Novosedlik¹, M. Hudson¹, A. Wang¹, I. L. Cohen², A. Chudley³, C. Forster-Gibson¹, S. M. Lewis⁴ and J. J. Holden¹, (1)*Queen's University*, (2)*NYS Institute for Basic Research in Developmental Disabilities*, (3)*University of Manitoba*, (4)*University of British Columbia*
- 11:00 **18 105.2**
Yield of Standard Genetic Testing in a Large Autism Diagnostic Clinic. P. Manning-Courtney* and J. Ruschman, *University of Cincinnati*
- 12:00 **19 105.3**
Biochemical And Genetic Studies Of The Mitochondrial Aspartate/Glutamate Carrier AGC1. L. Palmieri¹, V. Papaleo², V. Porcelli¹, P. Scarcia¹, R. Sacco², J. Hager³, F. Rousseau³ and A. M. Persico*², (1)*Univ. of Bari*, (2)*Univ. Campus Bio-Medico*, (3)*IntegraGen*
- 12:00 **20 105.4**
Reelin Gene Expression And Epigenetic Status In Temporal Cortex Of Autistic Brains. C. Lintas*¹, K. Garbett², K. Mirnics² and A. M. Persico¹, (1)*Univ. Campus Bio-Medico*, (2)*Vanderbilt Univ.*
- 11:00 **21 105.5**
A genome-wide association study of autism. X. Q. Liu*¹, A. P. Thompson², D. Pinto¹, J. Skaug¹, L. Zwaigenbaum³, W. Roberts¹, S. W. Scherer¹, P. Szatmari² and A. D. Paterson¹, (1)*The Hospital for Sick Children*, (2)*Offord Centre for Child Studies, McMaster University*, (3)*Glenrose Rehab Hospital/ University of Alberta*
- 11:00 **22 105.6**
Cognitive And Behavioral Characterization Of The Potocki-Lupski Syndrome. D. E. Treadwell-Deering*¹, M. P. Powell¹, J. R. Lupski² and L. Potocki¹, (1)*Texas Children's Hospital, Baylor College of Medicine*, (2)*Baylor College of Medicine*
- 11:00 **23 105.7**
Descriptive Analysis of 252 Twin Sets Recruited Through a National Online ASD Registry and Research Database. K. Law*¹, A. Marvin¹, C. Anderson¹, C. Cohen¹ and P. Law, *Kennedy Krieger Institute*
- 12:00 **24 105.8**
Human Cerebellar Malformations and Autism Share Susceptibility Loci. K. A. Aldinger*¹, I. D. Krantz², W. B. Dobyns¹ and K. J. Millen¹, (1)*The University of Chicago*, (2)*The Children's Hospital of Philadelphia*
- 11:00 **25 105.9**
Replication and Association Analysis of a 1p13-q12 Locus for Nonverbal Communication Deficits in Autism Spectrum Disorder. J. L. Yoon, M. Alarcon, D. Geschwind and R. M. Cantor*, *UCLA*
- 11:00 **26 105.10**
Detecting Cognitive Endophenotypes for Autism Using a General Population Twin Family Sample. R. A. Hoekstra*¹, M. Bartels², G. F. Estourgie-van Burk², S. Baron-Cohen¹ and D. I. Boomsma², (1)*University of Cambridge*, (2)*VU University*
- 11:00 **27 105.11**
The relationship between molecular subtype and autism symptom severity in Angelman Syndrome. S. U. Peters*¹, L. M. Bird², R. Barbieri-Welge², W. H. Tan³, R. Hundley³, S. Skinner⁴, A. Bauer-Carlin⁴, T. Sahoo¹ and C. A. Bacino¹, (1)*Baylor College of Medicine*, (2)*Rady Children's Hospital San Diego*, (3)*Childrens Hospital Boston/Harvard Medical School*, (4)*Greenwood Genetics Center*
- 11:00 **28 105.12**
Differences in Clinical Presentation of Trisomy 21 with and without Autism. C. A. Molloy*¹, D. S. Murray¹, H. Castillo¹, F. J. Hickey¹, B. Patterson¹ and A. Kinsman², (1)*Cincinnati Children's Hospital Medical Center*, (2)*Greenville Hospital System Children's Hospital*
- 12:00 **29 105.13**
CADHERIN-11 as a possible candidate gene for autism. A. C. Crepel*¹, H. Peeters¹, J. R. Vermeesch¹, J. Steyaert², D. Walleghe³ and K. Devriendt¹, (1)*University of Leuven*, (2)*University of Leuven, and Dept. Clinical Genetics, University of Maastricht, Netherlands*, (3)*University Center for Child and Youth Psychiatry*
- 12:00 **30 105.14**
Association of MET with Autism Spectrum Disorder and Co-Occurring Gastrointestinal Symptoms. D. B. Campbell*¹, T. M. Buie², H. S. Winter², M. Bauman², J. S. Sutcliffe¹, J. M. Perrin² and P. Levitt¹, (1)*Vanderbilt University*, (2)*Massachusetts General Hospital for Children*
- 11:00 **31 105.15**
Genomic Copy Number And Phenotypic Variability Of The Autism Spectrum Disorders. Y. Qiao*¹, X. Liu², M. Koochek¹, N. Riendeau¹, P. Malenfant², C. Harvard¹, J. Hildebrand¹, J. J. Holden², E. Rajcan-Separovic¹ and S. M. Lewis¹, (1)*University of British Columbia*, (2)*Queen's University*
- 11:00 **32 105.16**
Rate of Chromosomal Anomalies in an Iranian Autism Sample. A. Tolouei¹, R. Sasanfar², S. Haddad³, M. Houshmand⁴, M. Rostami⁵ and S. L. Santangelo*², (1)*Special Education Organization of Iran*, (2)*Harvard Medical School*, (3)*Center for Human Genetic Research*, (4)*National Institute for Genetic Engineering and Biotechnology*, (5)*Medical Molecular Genetic Laboratory*
- 12:00 **33 105.17**
Expression and methylation of the serotonin transporter gene in lymphoblastoid cell lines from autistic patients carrying different genotypes for 5-HTTLPR. P. Vourc'h*¹, R. Tabagh¹, S. Védrine¹, C. Barthelemy², C. Moraine¹ and C. R. Andres¹, (1)*INSERM U930, University François-Rabelais de Tours*, (2)*CHRU de Tours, INSERM U930, University François-Rabelais of Tours*

- 12:00 **34 105.18**
The Association of a MET Promoter Variant with Autism is Dependent on Disease Classification. P. B. Jackson^{*1}, L. Boccuto², C. Skinner¹, J. S. Collins¹, R. E. Stevenson¹, G. Neri², F. Gurrieri² and C. E. Schwartz¹, (1)*Greenwood Genetic Center, (2) Catholic University*
- 11:00 **35 105.19**
Social behavior and autism traits in a sex chromosomal disorder: Klinefelter (47XXY) syndrome. S. Van Rijn^{*1}, H. Swaab¹, A. Aleman² and R. S. Kahn³, (1)*Department of Clinical Child and Adolescent Studies, Leiden University, (2)BCN Neuroimaging Center, University of Groningen, (3)Department of Psychiatry, Rudolf Magnus Institute of Neuroscience, University Medical Center Utrecht*
- 12:00 **36 105.20**
NLGN4X Gene Overexpression Is Associated With Autism And Profound Mental Retardation. H. Daoud¹, F. Bonnet-Brihault¹, S. Védrine¹, P. Vourc'h¹, R. Tabagh¹, C. R. Andres¹, C. Barthelemy¹, P. Guérin², F. Laumonier^{*1} and S. Briault³, (1)*INSERM U930, University François-Rabelais of Tours, (2)UDITTED, Centre Hospitalier de Chartres, (3)INSERM U930, CHR Orléans*
- 12:00 **37 105.21**
Association Study Of Brain-Derived Neurotrophic Factor (BDNF) And Neural Cell Adhesion Molecule (NRCAM) Polymorphisms With French Autistic Patients. F. Zaidi¹, P. Gorwood¹, B. Golse², L. Robel² and N. Ramoz^{*1}, (1)*INSERM, (2)AP-HP*
- 12:00 **38 105.22**
Analysis of functional serotonin transporter polymorphisms in a German sample of patients with autism. S. M. Klauk^{*1}, B. Felder¹, M. Urrutia Villavicencio¹, A. Benner¹, F. Poustka² and A. Poustka¹, (1)*German Cancer Research Center (DKFZ), (2) J.W.Goethe-University*
- 12:00 **44 106.6**
Decreased serum levels of growth factors in male adults with high-functioning autism. H. Matsuzaki^{*1}, Y. Iwata¹, K. J. Tsuchiya¹, G. Sugihara¹, S. Suda¹, K. Suzuki¹, T. Miyachi¹, K. Matsumoto¹, K. Nakamura¹, M. Kawai¹, M. Tsujii¹, T. Sugiyama², N. Takei¹ and N. Mori¹, (1)*Hamamatsu University School of Medicine, (2)Aichi Children's Health and Medical Center*
- 10:00 **45 106.7**
M-CHAT and ESAT screening questionnaires at 18 months in the general population: issues of overlap and external validity. J. Buitelaar¹, K. Beuker^{*1}, S. Schjolberg², K. Kveim Lie², M. Hornig³ and M. Bresnahan³, (1)*Radboud University Nijmegen Medical Centre, (2)Norwegian Institute of Public Health, (3)Columbia University*
- 10:00 **46 106.8**
A Case Study Of Childhood Disintegrative Disorder Using Systematic Analysis Of Family Home Movies. R. Palomo^{*1}, M. Thompson², C. Colombi², I. Cook², S. Goldring² and S. Ozonoff², (1)*Equipo IRIDIA, (2)M.I.N.D. Institute*
- 10:00 **47 106.9**
Novel Clustering Of Items From The Autism Diagnostic Interview-Revised To Define Phenotypes Within Autism Spectrum Disorders. M. Steinberg and V. Hu^{*}, *The George Washington University Medical Center*
- 12:00 **48 106.10**
Gene Expression Profiling Of Lymphoblastoid Cell Lines Distinguishes Autism Case-Controls As Well As Autistic Phenotypes. V. Hu^{*}, T. Sarachana, K. S. Kim and N. Lee, *The George Washington University Medical Center*
- 12:00 **49 106.11**
Body Mass Index (BMI) and Related Factors in a Large-Scale Study of Children with ASD and their Unaffected Siblings. A. Marvin^{*}, C. Anderson, C. Foster, S. S. Marvin, C. Cohen, K. Law and P. Law, *Kennedy Krieger Institute*
- 12:00 **50 106.12**
Latent Class Analysis of behavioural, biological and genetic information in an Autistic Cohort. F. J. Millman^{*1}, D. Hay¹, J. A. Bell¹, D. Groth¹, S. Heidarabady², N. Martin¹, C. Oliff², A. Kulkarni³, D. De Lagarde⁴, D. Ravine⁵ and J. Wray², (1)*Curtin University of Technology, (2)State Child Development Centre, (3) Princess Margaret Hospital, (4)Western Australian Institute for Medical Research, (5)University of Western Australia*
- 10:00 **51 106.13**
Two Biological Markers Are Not Stable Over Time in Children with Autism. S. A. Munasinghe^{*1}, T. Ng¹, A. Maley-Berg¹, G. O'Connor¹, C. Oliff¹, Y. McNeil², D. Brewster² and J. A. Wray¹, (1)*Princess Margaret Hospital for Children, (2)Royal Darwin Hospital*
- 10:00 **52 106.14**
The broader phenotype in parents of individuals with autism spectrum disorders. Y. Kawakubo^{*}, H. Kuwabara and K. Kasai, *University of Tokyo*
- 10:00 **53 106.15**
Autism spectrum disorders in an adult psychiatric population. A naturalistic cross-sectional controlled study. E. Rydén and S. Bejerot^{*}, *Karolinska Institute*
- 12:00 **54 106.16**
A Scale To Assist The Diagnosis Of Autism Spectrum Disorders In Adults: Preliminary Results Of A Multi-Center Standardization Study. E. R. Ritvo^{*1}, R. A. Ritvo², M. J. Ritvo³, D. Guthrie¹, S. Bejerot⁴, K. Matsumoto⁵, K. Tsuchiya⁵ and M. Tsujii⁶, (1)*UCLA, (2) UCLA SCHOOL OF MEDICINE, (3)HARVARD WESTLAKE SCHOOL, (4)Karolinska Institute, (5)Hamamatsu University School of Medicine, (6)Osaka-Hamamatsu Joint Center for Child Mental Development*

Poster Presentations

106 Clinical Phenotype Posters 1

8:30 AM - 1:00 PM - Champagne Terrace/Bordeaux

- 10:00 **39 106.1**
Withdrawn
- 10:00 **40 106.2**
Autism Subgroup BioMarkers: RNA Expression Studies. L. Lit¹, S. Ozonoff², I. Hertz-Picciotto³, J. A. VanDeWater³, R. Hansen¹, P. Ashwood³, J. P. Gregg³, R. R. Davis³, A. Enstrom³, I. N. Pessah³ and F. R. Sharp^{*1}, (1), (2)*UC Davis M.I.N.D. Institute, (3) University of California at Davis*
- 10:00 **41 106.3**
Developmental trajectories in siblings of children with autism: Cognition and language from 4 months to 7 years. I. Gamliel^{*1}, N. Yirmiya², D. H. Jaffe² and M. Sigman⁴, (1)*School of Education, The Hebrew University of Jerusalem, (2)Department of Psychology and School of Education, The Hebrew University of Jerusalem, (3)School of Public Health, The Hebrew University of Jerusalem, (4)Departments of Psychiatry and Psychology, UCLA*
- 12:00 **42 106.4**
High Birth Weight in Children with ASD and Their Unaffected Siblings. C. Anderson^{*}, A. Marvin, P. Law and K. Law, *Kennedy Krieger Institute*
- 12:00 **43 106.5**
Autism Symptom Clustering Scale. M. Brimacombe^{*} and X. Ming, *New Jersey Medical School - UMDNJ*

Program

- 12:00 **55 106.17**
Multidisciplinary search for intermediate phenotypes in autism spectrum disorders. W. De la Marche*, K. Devriendt, H. Peeters, I. Noens, J. Wagemans, C. Van Geet, K. Freson, J. W. Creemers, S. Sunaert and J. Steyaert, *Katholieke Universiteit Leuven*
- 12:00 **56 106.18**
Stability of early diagnosis in autism spectrum disorders. Y. M. Hou*¹, J. H. Liu¹, C. H. Chiang² and C. C. Wu², (1)*Chiayi Christian Hospital*, (2)*National Chung Cheng University*
- 10:00 **57 106.19**
Physical Examinations of children in the CHARGE Study. K. Angkustsiri*, R. S. Akins, L. Plumer, P. Krakowiak, I. Hertz-Picciotto and R. L. Hansen, *University of California at Davis*
- 10:00 **58 106.20**
The Prevalence Of Intellectual Disability Among Children Undergoing Standardized Evaluation For ASD. R. P. Goin-Kochel*¹, D. E. Treadwell-Deering², S. U. Peters¹, A. E. Porter¹, M. P. Powell², M. C. Gibbs² and T. M. Lyle-Lahroud², (1)*Baylor College of Medicine*, (2)*Texas Children's Hospital, Baylor College of Medicine*
- 10:00 **59 106.21**
Analysis of the Autism Phenotype: Identification of Distinct Sub-populations. R. Anney*, K. Tansy, M. Gill and L. Gallagher, *Trinity College Dublin, Ireland*
- 12:00 **60 106.22**
Follow up of Brain Endothelial Antibodies in Children with Language Regression. K. A. McVicar*, S. Shinnar, M. D. Valicenti-McDermott, R. Steinman and S. L. Moshe, *Albert Einstein College of Medicine*
- 12:00 **61 106.23**
Screening for Autism Spectrum Disorders (ASD) in Flemish Day-care Centres with the Checklist for Early Signs of Developmental Disorders (CESDD). H. Roeyers*, M. Dereu, R. Raymaekers, M. Meirsschaut, G. Pattyn, I. Schietecatte and P. Warreyn, *Ghent University*
- 12:00 **62 106.24** DIVERGENT EFFECTS OF PBDE-47 ON T CELL IMMUNE RESPONSES IN AUTISTIC AND TYPICALLY DEVELOPING CHILDREN. J. Van de Water*¹, P. Ashwood¹, J. Schauer¹ and I. N. Pessah², (1)*University of California at Davis*, (2)*University of California at Davis, M.I.N.D. Institute*
- 10:00 **63 106.25**
Confirmation of the ADOS Module 1 Revised Algorithm in Young Children with Autism Spectrum Disorder. A. P. Thompson*¹, E. Duku¹, S. Georgiades¹, T. Bennett¹, P. Szatmari¹, S. Bryson², E. Fombonne³, P. Miranda⁴, W. Roberts⁵, I. M. Smith⁶, T. Vaillancourt¹, J. Volden⁷, C. Waddell⁸, L. Zwaigenbaum⁷ and P. In ASD Study Team⁹, (1)*Offord Centre for Child Studies, McMaster University*, (2)*Dalhousie University/IWK Health Centre*, (3)*McGill University*, (4)*University of British Columbia*, (5)*University of Toronto*, (6)*Autism Research Centre*, (7)*University of Alberta*, (8)*Simon Fraser University*, (9)*N/A*
- 10:00 **64 106.26**
Examination Of Intelligence Measures In Children And Adults With High-Functioning Autism. K. E. Bodner*¹, D. L. Williams² and N. J. Minshew³, (1)*University of Pittsburgh*, (2)*Duquesne University*, (3)*University of Pittsburgh School of Medicine*
- 10:00 **65 106.27**
Script to Screen: Programming Gestation Date Calculators in Autism Studies. P. A. Thompson*, G. B. Jensen, A. E. A. Siddiqi, J. D. Bonner, J. E. Siebert, M. F. Kuhn, T. L. Holland, K. L. Marable, S. J. Sharp, P. L. Reed and M. H. Rahbar, *Michigan State University*
- 12:00 **66 106.28**
Structure of the Autism Diagnostic Interview - Revised. A. Snow*, L. Lecavalier and C. Houts, *Ohio State University*
- 12:00 **67 106.29**
Autism Head Growth Characterized by Growth Surges Throughout Childhood. J. H. Miles*¹, M. B. Keegan², J. E. Farmer¹ and T. N. Takahashi¹, (1)*University of Missouri*, (2)*University of Missouri School of Medicine*
- 12:00 **68 106.30**
Autism And Delinquency. A. Van der Reijken*¹ and I. A. Van Berckelaer-Onnes², (1)*Centrum Autisme*, (2)*Leiden University*
- 12:00 **69 106.31**
Predictive Value Of BITSEA In Detecting ASD In French-Speaking Children Attending Daycare Settings. K. Morasse*¹, E. Gilbert², S. Pouliot³, J. Lambert¹ and L. BenAmor¹, (1)*Hôtel-Dieu de Lévis*, (2)*Centre de recherche Université Laval Robert-Giffard*, (3)*Université Laval*

Poster Presentations

107 Brain Imaging Posters 1

8:30 AM - 1:00 PM - Champagne Terrace/Bordeaux

- 11:00 **76 107.7**
fMRI investigation of decision making, temporal foresight & reward evaluation in Asperger's syndrome. C. Murphy*, A. Christakou, D. Murphy and K. Rubia, *Institute of Psychiatry*
- 11:00 **77 107.8**
Low form coherence thresholds associated with increased fMRI responses and gray matter density in Asperger's syndrome. S. Tsermentseli*, J. Spencer and J. O'Brien, *Brunel University*
- 11:00 **78 107.9**
The Effect of Tryptophan Depletion on Inhibitory Brain Function in Asperger's Syndrome. D. A. Sauter*¹, E. Daly², K. Rubia³ and D. Murphy³, (1)*Institute of Psychiatry, London*, (2)*Institute of Psychiatry, King's College London*, (3)*Institute of Psychiatry*
- 12:00 **79 107.10**
Inhomogeneous Somatic Maps in Autism. B. Sheth*¹, M. A. Coskun¹, L. Varghese¹, S. Reddoch², E. M. Castillo², D. A. Pearson², K. A. Loveland² and A. C. Papanicolaou², (1)*University of Houston*, (2)*Univ. of Texas Med. Sch. at Houston*
- 12:00 **80 107.11**
Goal-Directed Actions In Autism: Implication Of Mirror And Canonical Neurons Systems. J. Martineau*, N. Hernandez, J. P. Cottier and C. Destrieux, *INSERM U 930*
- 12:00 **81 107.12**
Motor Activity During the Observation of Dynamic Emotional Facial Expressions Is Intact in Autism Spectrum Disorder. J. A. C. J. Bastiaansen*¹, M. A. Thioux² and C. Keysers², (1)*Lentis*, (2)*University Medical Center Groningen*
- 11:00 **82 107.13**
A DTI tractography study of young children with autism. M. Weinstein*¹, L. Ben-Sira², V. Kronfeld-Duenias³, T. Hendler⁴, D. A. Zachor⁵, P. M. Eksteine⁶, Y. Levy⁷ and D. Ben Bashat², (1)*The Hebrew University*, (2)*Functional Brain Mapping Unit- the Wohl Institute for Advanced Imaging, Tel Aviv Sourasky Medical Center*, (3)*Functional Brain Mapping Unit-the Wohl Institute for Advanced Imaging, Tel Aviv Sourasky Medical Center*, (4)*Functional Brain Mapping Unit- the Wohl Institute for Advanced Imaging, Tel Aviv Sourasky Medical Center.*, (5)*Sackler Faculty of Medicine, Tel Aviv University, Department of Pediatric, Autism center, Assaf Harofe Medical Center*, (6)*Department of Anesthesia and critical care, Tel Aviv Sourasky Medical Center*, (7)*The Hebrew University, Jerusalem*
- 11:00 **83 107.14**
Mentalization Network Gray Matter Volumes Abnormalities in Autism Spectrum Disorders. M. Assaf*¹, K. Jagannathan², L. Miller², R. Sahl², R. T. Schultz³ and G. Pearlson¹, (1)*Institute of Living, Hartford Hospital / Yale University*, (2)*Institute of Living, Hartford Hospital*, (3)*Children's Hospital of Philadelphia and the University of Pennsylvania*
- 11:00 **84 107.15**
An fMRI Study of Socially Rewarded Learning in High Functioning Autism. A. Scott*, J. R. Cohen, D. Ghahremani, R. Poldrack, M. Dapretto and S. Y. Bookheimer, *University of California, Los Angeles*
- 12:00 **85 107.16**
A possible influence of the GAD2 gene on cortical brain volume in Autistic Spectrum Disorders. P. Johnston*¹, C. Ecker¹, E. Daly¹, J. P. Sinnwell², P. Bolton¹, J. Powell¹ and D. Murphy¹, (1)*Institute of Psychiatry*, (2)*Mayo Clinic*
- 12:00 **86 107.17**
Influences of Manipulating Scanpaths on Brain Activity Evoked by Faces. E. Carter*¹, C. M. Hudac¹, S. B. Perlman¹, B. C. Vander Wyk¹, S. G. Dewhurst¹, N. Minshew² and K. A. Pelphrey¹, (1)*Carnegie Mellon University*, (2)*University of Pittsburgh*
- 12:00 **87 107.18**
Callosal morphology in high functioning adolescents with autism spectrum disorders and its relation to symptomatology. M. S. Reddish¹, G. Wallace*², A. Martin¹ and J. N. Giedd¹, (1)*NIMH*, (2)*National Institutes for Mental health*
- 11:00 **88 107.19**
Localization of Transverse Relaxation Time Abnormalities in Autism. Y. Gagnon*, T. Devito, J. Hendry, N. Gelman, N. Rajakumar, P. Williamson, D. Drost and R. Nicolson, *University of Western Ontario*
- 11:00 **89 107.20**
Success rate of fMRI scans in children with ASD, epilepsy, and typical development. K. F. Jankowski¹, D. Shook², L. Rosenberger¹, A. Della Rosa³, B. E. Yerys*¹, M. M. Berl¹, C. J. Vaidya², J. W. Van Meter⁴ and W. D. Gaillard¹, (1)*Children's National Medical Center*, (2)*Georgetown University*, (3)*Catholic University*, (4)*Georgetown University Medical Center*
- 11:00 **90 107.21**
Structural Brain Differences between Autistic Children and their Typically-Developing Siblings: a Voxel-Based Morphometry Analysis. K. Steinman*¹, L. Lotspeich², S. Patnaik², F. Hoeft² and A. Reiss², (1)*University of California, San Francisco*, (2)*Stanford University*
- 12:00 **91 107.22**
The effect of global intellectual ability on the relationship between autistic features and prefrontal cortical folding. A. C. Stanfield*, T. W. J. Moorhead, M. D. Spencer, R. C. M. Philip, J. M. Harris, D. G. C. Owens, S. M. Lawrie and E. C. Johnstone, *University of Edinburgh*
- 12:00 **92 107.23**
Diffusion Tensor Imaging of the social brain in autism. L. Poustka*¹, G. Schmötzner², J. Haffner³ and B. Stieltjes⁴, (1)*Central Institute of Mental Health*, (2)*J.W.Goethe University of Frankfurt*, (3)*University of Heidelberg*, (4)*German Cancer Research Center, Germany*
- 12:00 **93 107.24**
A meta-analysis of functional imaging studies in Autism Spectrum Disorders: the role of anterior cingulate cortex. A. Di Martino*, K. Ross, A. Sklar, L. Q. Uddin, F. X. Castellanos and M. P. Milham, *NYU Child Study Center*
- 12:00 **94 107.25**
fMRI of Children and Adults with Autism During an Irony Comprehension Task: Developmental Implications. D. L. Williams*¹, V. Cherkassky², R. K. Kana³, N. J. Minshew⁴ and M. A. Just², (1)*Duquesne University*, (2)*Carnegie Mellon University*, (3)*University of Alabama, Birmingham*; *Carnegie Mellon University*, (4)*University of Pittsburgh School of Medicine*

Poster Presentations

108 Sensory Systems Posters

8:30 AM - 1:00 PM - Champagne Terrace/Bordeaux

- 10:00 **95 108.1**
Autism: Alterations In Auditory Perception. P. L. Nieto del Rincón*, *Universidad San Pablo-CEU; Asociación Nuevo Horizonte*
- 10:00 **96 108.2**
Relationship Between Sensory Processing and Severity in Children with High Functioning Autism Spectrum Disorders. C. Hilton*¹ and P. D. LaVesser², (1)*Saint Louis University*, (2)*Washington University*

Program

- 11:00 **97 108.3**
Comorbid Features Of Autism Spectrum Disorders (ASDs) Predictive Of ASD Surveillance Case Status. L. D. Wiggins, C. Rice*, J. Baio and A. Washington, *Centers for Disease Control and Prevention*
- 11:00 **98 108.4**
Oculomotor Function in Children with Autism Spectrum Disorders During a Natural Viewing Task. C. J. Zampella*, A. M. Krasno, W. Jones and A. Klin, *Yale University School of Medicine*
- 10:00 **99 108.5**
Unimpaired perceptual causality in high-functioning children with autism. S. Congiu*¹, A. Schlottmann² and E. Ray², (1) *University of Siena*, (2) *University College London*
- 10:00 **100 108.6**
The Implications of Colour Obsessions in Autism Spectrum Disorders: The case of J.G. A. K. Ludlow*¹, E. Hill² and P. Heaton³, (1) *Anglia Ruskin University*, (2) *Goldsmiths, University of London*, (3) *Goldsmiths College, University of London*
- 11:00 **101 108.7**
A Detailed Examination Of The Sensory Sensitivities Of Children With Autism Spectrum And Other Developmental Disorders. A. E. Robertson* and D. R. Simmons, *University of Glasgow*
- 11:00 **102 108.8**
Making sense of sensory integration: Is perceptual coherence important in ASD?. L. Grayson*¹, J. Briscoe² and A. O. Holcombe³, (1) *Cardiff University*, (2) *Bristol University*, (3) *University of Sydney*
- 10:00 **103 108.9**
Evidence of atypical processing of biological motion in Autistic Spectrum Disorders. L. S. McKay*¹, D. R. Simmons¹, P. McAleer¹, J. Piggot² and F. E. Pollick¹, (1) *University of Glasgow*, (2) *University of California, Los Angeles*
- 10:00 **104 108.10**
The Role of Chronic Neural Noise in Autism Spectrum Disorders. D. R. Simmons*, E. Toal, L. McKay, A. E. Robertson, P. McAleer and F. E. Pollick, *University of Glasgow*
- 11:00 **105 108.11**
A controlled study of psychophysiological responses of young children with autism to sensory, social, and repetitive phenomena. C. McCormick*, C. Green, C. Zierhut, D. Hessel and S. Rogers, *UC Davis M.I.N.D. Institute*
- 11:00 **106 108.12**
Release from masking in speech perception by children with Asperger's syndrome. C. Füllgrabe*, J. I. Alcántara and E. J. Weisblatt, *University of Cambridge*
- 10:00 **107 108.13**
Synaptic causes for hyper perception in autism: A model-driven approach. Y. Bonne*¹, Y. Adini and M. Tsodyks, *The Weizmann Inst. of Science*
- 10:00 **108 108.14**
Normal Low-Level Audiovisual Interaction In Adults With Autism: The Double Flash Illusion. C. Cascio*¹, R. E. Sassoon², A. Carroll-Sharp², S. Guest², G. T. Baranek³ and G. K. Essick², (1) *Vanderbilt University*, (2) *University of North Carolina*, (3) *University of North Carolina at Chapel Hill*
- 11:00 **109 108.15**
The Development of a Clinical Measure of Sensory Processing Behaviors for Toddlers with Autism Spectrum Disorders. A. Ben-Sasson¹ and M. B. Kadlec*², (1) *University of Haifa*, (2) *Boston University*
- 11:00 **110 108.16**
Modification of the Preferential Looking Technique for use with Children with Autism. L. Hancock*¹, J. Bebko¹, K. Wells¹ and J. H. Schroeder², (1) *York University*, (2) *York University, Toronto*
- 11:00 **111 108.17**
Eagle-eye visual acuity in autism. E. Ashwin*, C. Ashwin, D. Rhydderch, J. Howells and S. Baron-Cohen, *University of Cambridge*

Thursday 15th May – PM

12.15 – 1.15 pm	Lunch (Chablis) + Tools You Can Use: Identify Early Signs with the ASD Video Glossary (Amy Wetherby) (Cremant)		Poster Presentations (1.00 – 4.00 pm) Treatment Posters 1 Cognition Posters 1 Motor & Imitation Posters Services Posters 1 Comorbidity Posters (Champagne Terr/Bordeaux)
1.15 – 3.15 pm	Invited Educational Symposium "Linking Genes and Behaviour Using Brain Imaging: A Practical Guide to a Dark Art" Organizer: Declan Murphy (Avize-Morangis)	Oral Presentations Clinical Phenotype 1 (Mancy)	
3.15 – 4.00 pm	Coffee (Chablis)		
4.00 – 5.30 pm	Lifetime Achievement Award and Presentations Dr. Isabelle Rapin Autism at age 60+: some contributions of a fascinated participant (Cremant)		
5.30 – 7.00 pm	Reception (Chablis)		

Lunch
12:15 PM - 1:15 PM - Chablis

109 Tools You Can Use: Identify Early Signs with the ASD Video Glossary.
12:15 PM - 1:15 PM - Cremant

Speaker: A. M. Wetherby¹ N.D. Wiseman², (1)Florida State University, (2) First Signs, Inc

This lunch session will demonstrate an innovative Web-based tool designed to help professionals and parents learn more about early red flags and diagnostic features. A Collaborative effort by Autism Speaks, Florida State University, and First Signs.

Invited Educational Symposia
110 Linking Genes and Behaviour Using Brain Imaging: A Practical Guide to a Dark Art.
1:15 PM - 3:15 PM - Avize-Morangis

Organizer: D. G. Murphy Institute of Psychiatry, King's College London

Autism spectrum disorder is perhaps the most highly genetic neurodevelopmental disorder. Although its symptoms are biologically based and reflect particular brain systems, it is unclear how genetic determinants contribute to the biological differences. There is much debate as to how the genome can, and cannot, be related to the neurobiological endophenotype. Since these challenges have been confronted by researchers in fields outside autism, the purpose of this program is to learn from experts who are applying genetic approaches to behaviour and brain imaging.

- 1:15 **110.1**
Introductory Remarks.
- 1:25 **110.2**
From genome to phenome: Autistic spectrum disorder as an example. R. Plomin*, *Institute of Psychiatry*
- 1:45 **110.3**
An integrated approach to identify neurobiological mechanisms of addictive behaviour. G. Schumann*, *Institute of Psychiatry, King's College London*
- 2:05 **110.4**
Relating genetic and imaging data - current methodology and how we might improve it. M. Brammer*, *Institute of Psychiatry, Kings College London*

- 2:25 **110.5**
Imaging, Genetics and The Developing Brain in Autism. J. Piven*, *University of North Carolina*
- 2:45 **110.6**
Linking Genes and Behaviour Using Brain Imaging: A Practical Guide to a Dark Art. D. Murphy*¹, R. Plomin¹, M. J. Brammer², G. Schumann¹ and J. Piven³, (1)*Institute of Psychiatry, King's College London*, (2)*Institute of Psychiatry, Kings College London*, (3)*University of North Carolina*

Coffee 3:15 PM – 4:00 PM - Chablis

Lifetime Achievement Award and Presentations
111 Lifetime Achievement Award
4:00 PM - 5:30 PM - Cremant

- 4:00 **111.1**
Student And Travel Awards.
- 4:30 **111.2**
Introductory Remarks.
- 4:40 **111.3**
Autism at age 60+: some contributions of a fascinated participant. I. Rapin*, *Albert Einstein College of Medicine*

Reception
5:30 PM - 7:00 PM - Chablis

Oral Presentations
112 Clinical Phenotype 1
1:15 PM - 3:15 PM - Mancy

- 1:15 **112.1**
The Autism Diagnostic Observation Schedule – Toddler module: Preliminary findings using a modified version of the ADOS. R. Luyster*¹, W. Guthrie², K. Gotham², S. Risi², P. DiLavore³ and C. Lord², (1)*Autism Consortium*, (2)*University of Michigan Autism and Communication Disorders Center*, (3)*Division TEACCH*
- 1:30 **112.2**
Are the three domains of autism spectrum disorders (social interaction, communication, and stereotypies and rigidity) clustering together in the general population at 18 months?. K. Beuker*¹, S. Schjolberg², K. Kveim Lie², M. Lappenschaar¹, M. Hornig³, M. Bresnahan³ and J. Buitelaar¹, (1)*Radboud University Nijmegen Medical Centre*, (2)*Norwegian Institute of Public Health*, (3)*Columbia University*

Program

- 1:45 **112.3**
Predicting social competence in ASD from age 2-age 8. S. J. Rogers*¹, S. Hepburn², A. Philofsky³, D. Most⁴ and D. Fidler⁴, (1) *UC Davis*, (2) *University of Colorado at Denver*, (3) *University of Colorado Health Sciences Center*, (4) *Colorado State University*
- 2:00 **112.4**
Down Syndrome, Regression, and Autism Spectrum Disorders. S. Hyman*¹, S. B. Sulkes¹, C. I. Magyar¹, E. Van Wijngaarden¹, L. Rodgers¹, S. Nagel¹, A. Diehl¹ and N. Roizen², (1) *University of Rochester*, (2) *Case Western Reserve*
- 2:15 **112.5**
No evidence for higher rates of gastrointestinal problems in young children with ASDs versus those with other developmental delays. H. Boorstein*, M. Helt, E. Troyb, M. Barton, T. Dumont-Mathieu, S. Hodgson and D. Fein, *University of Connecticut*
- 2:30 **112.6**
Bowel Symptoms in Children with Autism. G. Antolovich*, J. E. Walstab, A. M. McVeigh-Dowd and C. Marraffa, *Royal Children's Hospital*
- 2:45 **112.7**
The Relationship between Adaptive Functioning and Symptom Severity in Toddlers with ASD. C. Saulnier*, K. Chawarska and A. Klin, *Yale Child Study Center*
- 3:00 **112.8**
Diagnostic and Developmental Trajectories in Toddlers with ASD. S. Macari*¹, K. Chawarska¹, A. Klin² and F. R. Volkmar², (1) *Yale University School of Medicine*, (2) *Yale Child Study Center*

Oral Presentations

113 Epidemiology 1

1:15 PM - 3:15 PM - Bourgogne

- 1:15 **113.1**
Autistic traits and birth problems: A study suggesting that both genes and environment play a part in their association. A. Ronald*¹, F. Happé², P. Bolton³ and R. Plomin⁴, (1) *Birkbeck College*, (2) *Institute of Psychiatry, Kings College London*, (3) *Institute of Psychiatry*, (4) *Institute of Psychiatry, King's College London*
- 1:30 **113.2**
Obstetrical and neonatal factors and risk of autism. L. Dodds*¹, D. B. Fell², S. Shea¹, A. Allen², B. A. Armson¹ and S. E. Bryson¹, (1) *Dalhousie University*, (2) *IWK Health Centre*
- 1:45 **113.3**
Antenatal Ultrasound Exposure and Risk Of Autism Spectrum Disorders. J. K. Grether*¹, X. Li¹, C. Yoshida² and L. A. Croen², (1) *California Department of Public Health*, (2) *Kaiser Permanente*
- 2:00 **113.4**
Household Pesticide Use in Relation to Autism. I. Hertz-Picciotto*¹, I. N. Pessah², R. Hansen¹ and P. Krakowiak¹, (1) *University of California at Davis*, (2) *University of California at Davis, M.I.N.D. Institute*
- 2:15 **113.5**
Prenatal Hormone Markers And Autism Spectrum Disorders. G. Windham*¹, M. Anderson² and J. Grether¹, (1) *CA Department of Public Health*, (2) *Impact Assessment, Inc.*
- 2:30 **113.6**
Induction and Augmentation of Labor and Autism. C. K. Walker*¹, P. Krakowiak¹, R. L. Hansen² and I. Hertz-Picciotto², (1) *University of California, Davis*, (2) *University of California at Davis*

- 2:45 **113.7**
Risk of autism spectrum disorder in children with unprovoked seizures in the first year of life – A population-based study. E. Saemundsen*¹, P. Ludvigsson² and V. Rafnsson³, (1) *State Diagnostic and Counseling Center*, (2) *Landspítali, University Hospital*, (3) *University of Iceland*
- 3:00 **113.8**
Autism Spectrum Disorders In Preschool Children: Effect Of Changes In Diagnostic Practices. N. Nassar, G. Dixon, J. Bourke, C. Bower, E. Glasson, N. De Klerk and H. Leonard*, *Telethon Institute for Child Health Research*

Poster Presentations

114 Treatment Posters 1

1:00 PM - 4:00 PM - Champagne Terrace/Bordeaux

- 1:00 **1 114.1**
526481 Family support programs for parents of adults with High-functioning Autism and Asperger syndrome in Japan. M. Tsujii*, *Chukyo University*
- 1:00 **2 114.2**
Sleep Education Classes for Parents of Children with Autism Spectrum Disorders. B. A. Malow*, S. G. McGrew, K. Artibee, H. Reed, S. E. Goldman and K. Frank, *Vanderbilt University*
- 1:00 **3 114.3**
What Happens Next? Outcomes from the Children's Toddler School. N. Akshoomoff*¹, A. Stahmer² and C. Corsello¹, (1) *University of California, San Diego*, (2) *Rady Children's Hospital*
- 2:00 **4 114.4**
Individual Differences In Long-Term Progress And Outcomes Following Intensive Early Intervention. P. Howlin*¹, I. Magiati², J. Moss² and T. Charman³, (1) *Institute of Psychiatry, King's College, London.*, (2) *Institute of Psychiatry, King's College, London*, (3) *ICH*
- 2:00 **5 114.5**
Behavioral and Physiological Effects of Weighted Vests for Children with Autism. S. Hodgetts*, J. Magill-Evans, J. Misiaszek and D. Sobsey, *University of Alberta*
- 2:00 **6 114.6**
A Robotic Therapist For Positive, Affective Prosody in High-Functioning Autistic Children. E. S. Kim*¹, E. Newland¹, R. Paul² and B. Scassellati¹, (1) *Yale*, (2) *Southern Connecticut State University*
- 1:00 **7 114.7**
Good Practice Guidelines for the treatment of autistic spectrum disorders. L. Boada Muñoz*¹, J. Fuentes Bigg², M. J. Ferrari Arroyo³, G. (Study Group of Autistic Spectrum Disorders)⁴ and M. Posada de la Paz⁴, (1) *Instituto de Salud Carlos III de Madrid*, (2) *Psiquiatría Infanto-Juvenil. Policlínica Guipúzcoa*, (3) *Health Institute Carlos III.*, (4) *Getea Grupo de Estudio de los Trastornos del Espectro Autista*
- 1:00 **8 114.8**
A comparison of home based and centre based early intervention for young children with autism: A randomised control study. J. M. A. Roberts*¹, T. R. Clark² and D. Evans¹, (1) *University of Sydney*, (2) *Autism Spectrum Australia (Aspect)*
- 1:00 **9 114.9**
PEERS, School, and Me. J. Davies*¹, E. Rastall¹, G. Stobbe², A. Mulloy², E. Laugeson³ and F. Frankel³, (1) *Seattle Pacific University*, (2) *ASTAR Center*, (3) *UCLA Semel Institute for Neuroscience & Human Behavior*

- 2:00 **10 114.10**
Joint and social attention behaviours in ASD children attending a "IAES" developmental intervention. S. De Falco*¹, S. Cainelli¹, G. Esposito¹, M. H. Bornstein² and P. Venuti¹, (1)*University of Trento*, (2)*National Institute of Child Health and Human Development, National Institutes of Health, Department of Health and Human Services*
- 2:00 **11 114.11**
The Pairs Project: Partners In Autism Intervention Research Studies: A University Community Alliance Program. L. A. Vismara and S. J. Rogers*, *UC Davis M.I.N.D. Institute*
- 2:00 **12 114.12**
A Placebo-Controlled Trial Of Oral Human Immunoglobulin For Gastrointestinal Dysfunction In Children With Autistic Disorder. R. Melmed*¹, B. Handen², R. Hansen³, M. Aman⁴, J. Bruss⁵, D. Burnham⁵, C. McDougle⁶, S. Ober-Reynolds¹, J. Jones¹, J. Kirwan¹, S. E. Brautigam¹, S. M. Stephens¹ and C. J. Smith¹, (1)*Southwest Autism Research & Resource Center*, (2)*Univ of Pittsburgh*, (3)*University of California at Davis*, (4)*Nisonger Center*, (5)*Consultant*, (6)*Indiana University School of Medicine*
- 1:00 **13 114.13**
A New Method Of Speech Instruction For Children With Autism. A. Kotsopoulou*¹, A. Gasteratos², M. Gyftogianni³ and M. Troupou³, (1)*Technological Institute of Education*, (2)*Day Centre for Children with Developmental Disorders*, (3)*Day Centre for Children with developmental Disorders, Messolonghi*
- 1:00 **14 114.14**
The Effects of a Parents Training Program on Joint Attention Intervention for Preschool Children with Autism. Y. Y. Wang*¹ and T. R. Yang², (1)*Ren-Yu Company*, (2)*National Taipei University of Education*
- 1:00 **15 114.15**
Risperidone For Pdd Children And Adolescents. Predictors Of Long Term Use (36 Months): A Pilot Study. L. Anchisi*, G. Melis, A. Fois, P. Atzori and A. Zuddas, *University of Cagliari*
- 2:00 **16 114.16**
Social Skill training for autistic children with Family. W. Rattanasatien*, *Yuwapasart child and adolescent psychiatric hospital*
- 2:00 **17 114.17**
Retrospective Analysis of Clinical Records in 34 Cases of Recovery from Autism. D. Granpeesheh*¹, M. Herbert², J. Tarbox¹ and D. R. Dixon¹, (1)*Center for Autism and Related Disorders*, (2)*Mass Gen Hosp/Harvard Med School*
- 2:00 **18 114.18**
Theory of Mind training in children with autism: preliminary results of a large scale, randomized controlled trial. S. Begeer*¹, C. Gevers², P. Clifford², M. Mager², M. Verhoeve², K. Kat² and F. Boer², (1)*VU University Amsterdam*, (2)*De Bascule*
- 1:00 **19 114.19**
Maternal Correlates In Early Intervention Programs For Young Children With Autism. D. Thompson*, A. Oakley and A. M. Mastergeorge, *UC Davis, M.I.N.D. Institute*
- 1:00 **20 114.20**
Efficacy of vocal imitation training for children with autism: preliminary data. H. Seung*¹ and J. Farrar², (1)*California State University*, (2)*University of Florida*
- 1:00 **21 114.21**
Outcome of a Social Initiation Training for Nonverbal Children with Autism. M. Rocha* and L. Schreibman, *University of California, San Diego*
- 2:00 **22 114.22**
Changes in Stress Levels of Participants in a Behavioral Intervention Parent Education Program for Children with Autism Spectrum Disorders (ASD). R. Gutierrez¹, S. Dufek*¹, L. Schreibman¹, A. Stahmer², R. Koegel³ and L. K. Koegel³, (1)*University of California, San Diego*, (2)*Rady Children's Hospital*, (3)*University of California, Santa Barbara*
- 2:00 **23 114.23**
Individualization of Treatment for Young Children with Autism: A Randomized Comparison of Verbal and Pictorial Communication Training Strategies. A. B. Cunningham*¹, L. Schreibman¹, A. C. Stahmer², R. L. Koegel³ and L. K. Koegel³, (1)*University of California, San Diego*, (2)*Rady Children's Hospital*, (3)*University of California, Santa Barbara*
- 2:00 **24 114.24**
Early diagnosis and intervention: the Abruzzo experience. R. Cerbo¹, M. De Caris², M. Valenti*², V. De Laurenzi² and G. Sorge², (1)*ASL 04 L'AQUILA*, (2)*Il Cireneo*
- 1:00 **25 114.25**
Capturing Parents' Experience: Online Treatment Survey for Families of Children with Autism Spectrum Disorder (ASD). P. Law*¹, A. Marvin, J. Nestle, C. Anderson, C. Cohen, C. Foster, K. Law and G. Lund, *Kennedy Krieger Institute*
- 2:00 **28 114.26**
Psychotropic Medication Use By Children With Autism In A Large Hmo In California. M. P. Bernal*¹, L. A. Croen² and C. Yoshida³, (1)*Kaiser Permanente Northern California*, (2)*Division of Research*, (3)*Division of REsearch*
- 2:00 **29 114.27**
Treatment And Rehabilitation Of The Children With Pervasive Development Disorder And Schizophrenia. M. Igor*¹, B. Yana¹, M. Vladimir² and M. Inna¹, (1)*Ukrainian Research Institute of Social and Forensic Psychiatry and Drug Abuse*, (2)*National Medical Academy Postgraduated Education named by P.L.Shupik*
- 2:00 **30 114.28**
Valproate for the treatment of irritability/aggression in child autism. E. Anagnostou*¹, L. Soorya¹, J. Rusoff¹, W. Chaplin², S. Wasserman¹ and E. Hollander¹, (1)*Mount Sinai School of Medicine*, (2)*St John's University*

Poster Presentations

115 Cognition Posters 1

1:00 PM - 4:00 PM - Champagne Terrace/Bordeaux

- 1:00 **31 115.1**
Enhanced Performance on the Embedded Figures Test in Autism is not Linked to Cognitive Effort: A Pupil Dilation Study. M. T. DiNino*¹, B. M. Keehn², L. A. Brenner³, S. P. Marshall¹, A. J. Lincoln⁴ and R. A. Müller¹, (1)*San Diego State University*, (2)*San Diego State University and University of California, San Diego*, (3)*University of California, Los Angeles*, (4)*Alliant International University*
- 1:00 **32 115.2**
Implicit Learning and ASD. J. Brown* and K. C. Plaisted, *University of Cambridge*
- 3:00 **33 115.3**
Prefrontal cortical activation by switching stimuli in autism spectrum disorder and healthy controls assessed by near-infrared spectroscopy. N. Narita*¹, A. Saotome¹, M. Tazoe², M. Narita³ and K. Sakatani⁴, (1)*Bunkyo University*, (2)*JAPAN LUTHERAN COLLEGE*, (3)*Mie University*, (4)*Nihon University School of Medicine*

Program

- 3:00 **34 115.4**
Emotional Processing in High-Functioning Autism-Physiological Reactivity and Affective Report. S. Bölte*, S. Feineis-Matthews and F. Poustka, *J.W.Goethe-University*
- 3:00 **35 115.5**
Verbal Fluency and Underlying Cognitive Processes in Adults with HFA or Asperger Syndrome. A. A. Spek*¹, T. Schatorjé¹, I. A. Van Berckelaer-Onnes² and E. M. Scholte³, (1)*Mental Health Institution Eindhoven*, (2)*Leiden University*, (3)*Leiden University, Social and Behavioral Sciences*
- 3:00 **36 115.6**
A Distinction Between Verbal and Nonverbal Working Memory in Children with Asperger Syndrome. V. N. Salimpoor*¹ and M. E. Desrocher², (1)*McGill University*, (2)*York University*
- 1:00 **37 115.7**
Reading the Mind in the Eyes: test-retest reliability of a Swedish version. M. Hallerbäck*¹, T. Lugnegård¹, F. Hjärthag² and C. Gillberg³, (1)*County Council of Värmland*, (2)*Karlstad University*, (3)*Göteborg University*
- 1:00 **38 115.8**
Creativity, Evolutionary Psychology, Psychiatry with Particular Reference to Autism and Asperger's Syndrome. M. F. Fitzgerald*, *Trinity College Dublin*
- 3:00 **39 115.9**
Visual perspective taking impairment in children with ASD. A. Hamilton*¹, R. Brindley² and U. Frith², (1)*University of Nottingham*, (2)*University College London*
- 3:00 **40 115.10**
Variation in the human cannabinoid receptor gene (CNR1) modulates gaze duration for happy faces. B. Chakrabarti* and S. Baron-Cohen, *University of Cambridge*
- 3:00 **41 115.11**
Selective Attention and Perceptual Load in Autism. A. Remington*, M. Coleman, R. Campbell and J. Swettenham, *University College London*
- 3:00 **42 115.12**
Nonverbal Sensitivity in Individuals with Autism Spectrum Disorders. R. L. Pohlig*¹, L. Klinger², M. Klinger², C. Klein² and J. Mussey², (1)*College of Saint Benedict & Saint John's University*, (2)*University of Alabama*
- 1:00 **43 115.13**
Recognizing emotions in music: A strength in ASD. E. M. Quintin*¹, A. K. Bhatara², H. Poissant³, E. Fombonne⁴ and D. J. Levitin², (1)*Université du Québec à Montréal & Centre for Interdisciplinary Research in Music Media and Technology*, (2)*McGill University, Centre for Interdisciplinary Research in Music Media and Technology*, (3)*Université du Québec à Montréal*, (4)*Montreal Children's Hospital*
- 1:00 **44 115.14**
Administration Of A Completely Non-Verbal False Belief Test For Children With ASD. A. Senju*¹, V. Southgate¹, Y. Miura², T. Matsui², T. Hasegawa³, Y. Tojo⁴, H. Osanai⁵ and G. Csibra¹, (1)*Birkbeck, University of London*, (2)*Kyoto University*, (3)*University of Tokyo*, (4)*Ibaraki University*, (5)*Musashino Higashi Gakuin*
- 3:00 **45 115.15**
Exploring the Construct of Social Attention. S. Fletcher-Watson*¹ and S. Leekam², (1)*University of Newcastle*, (2)*University of Durham*
- 3:00 **46 115.16**
The Level and Nature of Autistic Intelligence Revisited. F. Poustka*¹, I. Dziobek² and S. Bölte¹, (1)*J.W.Goethe-University*, (2)*Max-Planck Institute for Human Development*
- 3:00 **47 115.17**
Facial emotion recognition in high-functioning Autism - a new sensitive test of subtle deficits using dynamic stimuli. M. J. Law Smith*¹, B. Montagne², M. Gill¹ and L. Gallagher¹, (1)*Trinity College Dublin*, (2)*UMC St. Radboud*
- 3:00 **48 115.18**
Self-Perception And Social Orienting In Young Children With Autism. L. E. Bahrack*¹, I. Castellanos¹, M. Shuman¹, M. Vaillant-Molina¹, L. C. Newell² and B. M. Sorondo¹, (1)*Florida International University*, (2)*Indiana University of Pennsylvania*
- 1:00 **49 115.19**
Do children with autism spectrum disorder (ASD) recognize and describe his/her own emotions appropriately? A survey of school-aged children with ASD in Japan (I). M. Kamiya*, Y. Yoshihashi, T. Miyachi, K. Tsuchiya and M. Tsujii, *Osaka-hamamatsu Joint Center for Child Mental Development*
- 1:00 **50 115.20**
Do children with autism spectrum disorder (ASD) recognize his/her own facial expression appropriately? A survey of school-aged children with ASD in Japan (II). Y. Yoshihashi*¹, M. Kamiya¹, T. Miyachi¹, M. Tsujii¹ and K. J. Tsuchiya², (1)*Osaka-Hamamatsu Joint Center for Child Mental Development*, (2)*Hamamatsu University School of Medicine*
- 3:00 **51 115.21**
Theory of Mind Precursor Deficit in Young Children with Autism. D. Rakison¹, C. Johnson*², J. Cicchino¹ and K. Sacco³, (1)*Carnegie Mellon University*, (2)*University of Pittsburgh*, (3)*Children's Hospital of Pittsburgh*
- 3:00 **52 115.22**
Comparison Of The Mullen Scales Of Early Learning And The Bayley Cognitive Scale, 3rd Edition, In Assessing Nonverbal IQ In Toddlers With Autism Spectrum Disorders. A. Esler*, S. Stronach, S. E. Weismer and M. A. Gernsbacher, *University of Wisconsin-Madison*
- 3:00 **53 115.23**
Future Thinking in Children with Autism Spectrum Disorders. L. K. Jackson* and C. M. Atance, *University of Ottawa*
- 3:00 **54 115.24**
Children with Autism Show Perceptual Bias Consistent with Altered Ventral Visual Pathway Processing. C. T. Fuentes*¹, C. E. Connor², S. H. Mostofsky¹ and A. J. Bastian¹, (1)*Johns Hopkins School of Medicine, Kennedy Krieger Institute*, (2)*Johns Hopkins University, Johns Hopkins School of Medicine*
- 1:00 **55 115.25**
Shared Affective Instability in Autism Spectrum Disorder and Bipolar Disorder. K. C. Bertoglio*¹, G. T. Voelbel², M. E. Bates³, G. J. Pandina⁴ and R. L. Hendren¹, (1)*UC Davis MIND Institute*, (2)*Kessler Medical Rehabilitation Research and Education Center*, (3)*Rutgers State University*, (4)*Ortho-McNeil Janssen Scientific Affairs*
- 1:00 **56 115.26**
Theory of Mind (ToM), Social Skills, Syntax and Vocabulary in Children with Autism Spectrum Disorder. J. M. Paynter* and C. C. Peterson, *The University of Queensland*
- 3:00 **57 115.27**
Individuals with autistic spectrum disorders are impaired in time-based prospective memory tasks. M. Altgassen*¹, M. Kliegel¹ and T. I. Williams², (1)*Technische Universitaet Dresden*, (2)*University of Reading*
- 3:00 **58 115.28**
What Cognitive Factors Predict Emotion Recognition in Children with Autism?. S. Garib-Penna*, D. G. Moore and R. George, *University of East London*

- 3:00 **59 115.29**
Development and test of a method of discriminating between the contributions of recollection and familiarity to declarative memory in young or learning disabled individuals with ASDs. S. Bigham*¹, S. Anns¹, A. Mayes² and J. Boucher³, (1)*Thames Valley University*, (2)*University of Manchester UK*, (3)*City University*
- 3:00 **60 115.30**
Source Memory and Social Functioning in Children with High Functioning ASD- A Pilot Study. E. Gilbert*¹, K. Morasse² and N. Rouleau³, (1)*Centre de recherche Université Laval Robert-Giffard*, (2)*Hôtel-Dieu de Lévis*, (3)*Université Laval*
- 3:00 **61 115.31**
Executive Dysfunction in Autism Spectrum Disorders; are siblings affected?. J. Sanders*¹, K. Johnson², H. Garavan², M. Gill¹ and L. Gallagher¹, (1)*Trinity College Dublin*, (2)*Trinity College Institute of Neuroscience*
- 3:00 **62 115.32**
Generalised emotion recognition deficits in adults with ASD. R. C. M. Philip*¹, H. C. Whalley¹, A. C. Stanfield¹, R. Sprengelmeyer², A. P. Atkinson³, W. H. Dittrich⁴, A. J. Calder⁵, E. C. Johnstone¹, S. M. Lawrie¹ and J. Hall¹, (1)*University of Edinburgh*, (2)*University of St Andrews*, (3)*University of Durham*, (4)*University of Hertfordshire*, (5)*MRC Cognition and Brain Sciences Unit*
- 3:00 **63 115.33**
Features discrimination in real vs. cartoon faces: Do children with autism make the difference?. D. Rosset*¹, A. Santos², D. Da Fonseca¹, F. Poinso³ and C. Deruelle², (1)*INCM, CNRS; Autism Resource Center*, (2)*INCM, CNRS*, (3)*Autism Resource Center*
- 3:00 **64 115.34**
Can children with autism respond appropriately to mental states from dynamic faces?. E. Back*¹, S. Brown and E. Beecham, *University of Birmingham*
- Poster Presentations**
116 Motor & Imitation Posters
1:00 PM - 4:00 PM - Champagne Terrace/Bordeaux
- 3:00 **65 116.1**
In Home Training for Fathers of Children with Autism: A Summary of Year 3 Findings. J. Elder*¹, S. Donaldson¹, G. Valcante², R. Bendixen² and R. Ferdig², (1)*College of Nursing*, (2)*University of Florida*
- 3:00 **66 116.2**
Manual Preference and Motor Coordination Levels in Individuals with Autism Spectrum Disorders. N. M. M. Correia*¹, M. A. M. Silva² and M. O. F. Vasconcelos², (1)*Faculdade de Desporto da Universidade do Porto / Associação Portuguesa para as Perturbações do Desenvolvimento e Autismo Norte*, (2)*Faculdade de Desporto da Universidade do Porto*
- 3:00 **67 116.3**
The Sequential Relationship Between Parent Attentional Cues and Sustained Attention to Objects in Young Children with Autism. N. B. Brigham*¹, P. J. Yoder¹, M. A. Jarzynka² and J. Tapp¹, (1)*Vanderbilt University*, (2)*Willowbrook Health & Home Services, Inc.*
- 3:00 **68 116.4**
Comparison of sensory-motor and daily living skills in preschool children with and without autism spectrum disorders. M. Couture*¹, E. Jasmin², E. Gisel², G. Reid² and E. Fombonne², (1)*Laval University*, (2)*McGill University*
- 3:00 **69 116.5**
Imitation performance in preschoolers referred for autism spectrum disorders (ASD): A comparison between true cases and false positives. M. Vanvuchelen*¹, H. Roeyers² and W. De Weerd³, (1)*Katholieke Universiteit Leuven - University College of the Province of Limburg, Belgium*, (2)*Ghent University*, (3)*Katholieke Universiteit Leuven*
- 3:00 **70 116.6**
Imitation Of Meaningful Gestures In Individuals With High-Functioning Autism And Asperger Syndrome. H. Stieglitz Ham*¹, M. Corley¹, T. Rajendran², A. Bartolo³, J. Carletta¹ and S. Swanson⁴, (1)*University of Edinburgh*, (2)*University of Strathclyde*, (3)*Université Charles-de-Gaulle Lille III*, (4)*Medical College of Wisconsin*
- 3:00 **71 116.7**
Decreased Feedback Sensitivity During a Motor Decision-Making Task in Autism. M. McWhirr*¹, M. Mon-Williams, S. Kent, M. Plumb, A. Wilson and J. H. G. Williams, *University of Aberdeen*
- 3:00 **72 116.8**
Visually driven postural reactivity in autism: A fully immersive virtual reality study. S. Greffou*¹, E. M. Hahler¹, A. Bertone², L. Mottron¹ and J. Faubert¹, (1)*University of Montreal*, (2)*McGill University*
- Poster Presentations**
117 Services Posters 1
1:00 PM - 4:00 PM - Champagne Terrace/Bordeaux
- 1:00 **73 117.1**
Networks surrounding families with children having ASD. K. A. K. Valkama*¹, *University of Vaasa*
- 2:00 **75 117.2**
The Experiences and Perceptions of Siblings of Children with Autism. M. A. Petalas*¹, R. Hastings¹, S. Nash¹, A. Dowey² and D. Reilly¹, (1)*Bangor University*, (2)*North East Wales NHS Trust*
- 2:00 **76 117.3**
Effectiveness of a Computer-Assisted Instructional Model for ASD. C. Whalen*¹, L. Liden and K. MacDonald, *TeachTown*
- 1:00 **77 117.4**
Sexuality, Puberty, and Growing Up... Evaluating the Effectiveness of a Group Psycho-Education Curriculum for Parents of Youth with ASDs. S. Pulver Tetenbaum¹, S. Nichols*¹, A. Blakeley-Smith², S. Hepburn³ and J. A. Reaven⁴, (1)*NSLIJ Health System*, (2)*JFK Partners*, (3)*University of Colorado at Denver*, (4)*University of Colorado Health Sciences Center*
- 1:00 **78 117.5**
Are Toddlers with Autism Spectrum Disorders Receiving the Recommended Hours of Early Intervention Services?. E. Caronna*¹, M. B. Kadlec² and A. S. Carter³, (1)*Boston University School of Medicine*, (2)*Boston University*, (3)*University of Massachusetts Boston*
- 2:00 **79 117.6**
Rewards and Challenges Experienced by Behavior Interventionists Working in Homes of Children with ASD. M. Elfert* and P. Mirenda, *University of British Columbia*
- 2:00 **80 117.7**
Serving Children with ASD in Outpatient Community-Based Mental Health Services. L. Brookmn-Fraze* and A. F. Garland, *University of California, San Diego*

Program

- 1:00 **81 117.8**
Evaluating a two-level screening strategy for the early detection of Autistic Spectrum Disorders using routine paediatric surveillance. C. Dietz*¹, S. Swinkels², E. Van Daalen¹, H. Van Engeland¹ and J. Buitelaar², (1)*University Medical Center Utrecht*, (2)*Karakter Child and Adolescent Psychiatry University Center*
- 1:00 **82 117.9**
Announcing the diagnosis of autism to the parents in France: Past and Present. B. Chamak*¹, B. Bonniau², L. Oudaya², A. Danion³, V. Pascal³, D. Cohen⁴, V. Guinchat⁴ and A. Ehrenberg¹, (1)*CESAMES*, (2)*University of Paris Descartes, CESAMES*, (3)*Hôpitaux universitaires de Strasbourg*, (4)*Groupe hospitalier Pitié-Salpêtrière, APHP*
- 2:00 **83 117.10**
A Model for Regional Training and Service Delivery for Children with Autism. P. Doehring*, *Delaware Autism Program*
- 2:00 **84 117.11**
Financial And Social Costs Of Pervasive Developmental Disorders (PDD) IN SARDINIA. M. Testa*¹, L. Anchisi¹, G. Melis¹, G. S. Doneddu², M. Brunetti³, P. Atzori¹ and A. Zuddas¹, (1)*University of Cagliari*, (2)*Asl N. 8 - Cagliari*, (3)*Centro per la Valutazione dell'Efficacia dell'Assistenza Sanitaria*
- 1:00 **85 117.12**
Service and support use of families of preschoolers with autism and other developmental disabilities: More similar than different?. V. Lopes*, T. Clifford, P. Minnes and H. Ouellette-Kuntz, *Queen's University*
- 1:00 **86 117.13**
Randomized Controlled Study of Collaborative Parent-Teacher Consultation in Autism. L. Ruble*¹, J. H. McGrew² and N. Dalrymple¹, (1)*University of Kentucky*, (2)*Indiana University - Purdue University Indianapolis*
- 2:00 **87 117.14**
Sleep Quality in Mothers of Children with an Autism Spectrum Disorder (ASD). A. Richdale* and J. Chu, *RMIT University*
- 2:00 **88 117.15**
The School Trajectories Of Children With Autism Spectrum Disorder Over The Compulsory Schooling. V. Zbinden Sapin*¹, E. Thommen² and S. Wiesendanger³, (1)*University of Applied Sciences Western Switzerland of Fribourg (HEF-TS)*, (2)*University of Fribourg and University of Applied Sciences Western Switzerland of Lausanne (EESP)*, (3)*University of Applied Sciences Western Switzerland of Lausanne (EESP)*
- 1:00 **89 117.16**
Developing the subject matching system for the Interactive Autism Network (IAN). P. K. Maulik*¹, A. R. Marvin² and P. Law², (1)*Johns Hopkins School of Public Health*, (2)*Kennedy Krieger Institute*
- 1:00 **90 117.17**
HANDS in Autism: Development and Evolution of an Intensive Hands-On Professional Training Model. N. B. Swiezy*, M. L. Stuart and P. Korzekwa, *Indiana University School of Medicine*
- 2:00 **91 117.18**
Depression as a Predictor of Marital Quality for Mothers and Fathers of Toddlers with Autism Spectrum Disorder (ASD). K. M. Dame*¹, S. A. Grossman¹, M. B. Kadlec¹ and A. Carter², (1)*Boston University School of Medicine*, (2)*University of Massachusetts Boston*
- 2:00 **92 117.19**
HANDS in Autism: A Collaborative Community Classroom. P. Korzekwa*, N. B. Swiezy and M. L. Stuart, *Indiana University School of Medicine*

- 1:00 **74 117.20**
Does Living in a Rural State Make A Difference When Raising a Child with ASD? Analysis of Data from the Interactive Autism Network (IAN). J. E. Farmer*¹ and A. R. Marvin², (1)*University of Missouri*, (2)*Kennedy Krieger Institute*

Poster Presentations

118 Comorbidity Posters

1:00 PM - 4:00 PM - Champagne Terrace/Bordeaux

- 2:00 **93 118.1**
Psychiatric Comorbidity in Children and Adolescents with High Functioning Autism. S. Herguner¹ and N. M. Mukaddes*², (1)*Istanbul Faculty of Medicine, Istanbul University*, (2)*Istanbul University, Istanbul Faculty of Medicine*
- 2:00 **94 118.2**
ASD and psychoses - misdiagnoses or comorbidity? Findings in a clinical practice. L. Nylander* and M. Holmqvist, *University Hospital of Lund, Sweden*
- 3:00 **95 118.3**
Psychiatric Symptoms in School Age Children with Autism Spectrum Disorders. L. Lecavalier*¹, K. Gadow², C. DeVincent³ and M. Edwards¹, (1)*Ohio State University*, (2)*State University of New York*, (3)*State University of New York*
- 3:00 **96 118.4**
Anxiety, Social Skills, and Loneliness in Children and Adolescents with Autism Spectrum Disorders. S. W. White*, R. Roberson-Nay and J. Schneider, *Virginia Commonwealth University*
- 2:00 **97 118.5**
A Case of Autistic Disorder with Merosin Deficient Congenital Muscular Dystrophy. C. K. Gürkan¹, T. Türkbay*² and I. Durukan², (1)*Ankara University*, (2)*Gülhane Military Medical Academy*
- 2:00 **98 118.6**
Comorbidity in autism spectrum disorders. R. Canitano* and V. Scandurra, *University Hospital of Siena, Italy*
- 3:00 **99 118.7**
Most prevalent problems of children with PDD according to their parents. K. Greaves-Lord*, M. Dekker, F. Verhulst, F. Verheij and A. Huizink, *Erasmus MC - Sophia*
- 3:00 **100 118.8**
Utility of the Child Behavior Checklist in Screening for Psychopathology in Youth with Autism Spectrum Disorders. C. I. Magyar*¹ and V. Pandolfi², (1)*University of Rochester*, (2)*Rochester Institute of Technology*
- 2:00 **101 118.9**
Assessment of Psychiatric Comorbidity in ASD: Investigation of the Recently Developed "Autism Comorbidity Interview" and Issues of Self-report. C. Mazefsky*¹, D. Oswald² and J. Lainhart³, (1)*University of Pittsburgh School of Medicine*, (2)*Virginia Commonwealth University*, (3)*University of Utah*
- 2:00 **102 118.10**
Parent And Self Report Of Social Ability And Associated Psychiatric Symptoms In Adults With Autism Spectrum Disorder. L. Sterling*, S. J. Webb, J. Greenson, G. Dawson and E. Aylward, *University of Washington*
- 3:00 **103 118.11**
Asperger Disorder(AD):Co-existence with Other Psychiatric Disorders. N. M. Mukaddes*, *Istanbul University, Istanbul Faculty of Medicine*

- 3:00 **104 118.12**
Obsessive and Compulsive Symptoms in children with Asperger Syndrome. L. Ruta*¹ and L. Mazzone², (1)*University of Catania, Italy*, (2)*Division of Child Neurology and Psychiatry, University of Catania, Italy*; *IRCCS Centro Neurolesi Bonino Pulejo, Messina, Italy*
- 2:00 **105 118.13**
Female-to-male transsexuals and autistic traits. R. M. Jones*¹, S. Baron-Cohen¹, S. Wheelwright¹, K. Farrell¹, E. Martin², R. Green³ and D. Di Ceglie⁴, (1)*Autism Research Centre*, (2)*Transsexual Support Group*, (3)*Imperial College, Claybrook Centre*, (4)*Tavistock Clinic*
- 2:00 **106 118.14**
Psychiatric Differential Diagnosis and Comorbidity In Children And Youth Referred For Assessment Of Possible ASD. V. Dua*¹, K. Kalynchuk² and S. Wellington¹, (1)*University of British Columbia*, (2)*Sunny Hill Health Centre for Children*
- 3:00 **107 118.15**
ADHD item profiles in children and adolescents with autism spectrum disorder. J. Sinzig*, *University of Cologne*
- 3:00 **108 118.16**
Mental Health Problems In Autism Spectrum Disorders. K. Xenitidis¹, E. Paliokosta*¹, S. Maltezos¹ and V. Pappas², (1)*Adult ADHD Service, The Maudsley Hospital*, (2)*Ioannina General Hospital*
- 2:00 **109 118.17**
Potential Autism Research Gaps Suggested By Analysis Of Literature And Comorbidities. M. A. Corrales*¹, A. P. Ringer² and M. Herbert², (1)*US Environmental Protection Agency*, (2)*Mass Gen Hosp/Harvard Med School*
- 3:00 **110 118.18**
Investigating the nature of the association between autistic traits and anxiety-related behaviours within the general population: A quantitative genetic approach. V. J. Hallett*¹, A. Ronald² and F. Happé¹, (1)*Institute of Psychiatry, KCL*, (2)*Birkbeck College*

Friday 16 th May – AM			
8.00 – 8.30 am	Breakfast + Registration (Chablis)		
8.30 – 8.45 am	Introduction + Autism Speaks Sponsorship (Cremant)		
8.45 – 9.45 am	Keynote speaker: Thomas Bourgeron Synaptic and clock genes in autism spectrum disorders (Cremant)		
9.45 – 10.15 am	Coffee (Chablis)		Poster Presentations (8.30 am – 1.00 pm) Developmental Stages Posters Human Genetics Posters 2 Social Function Posters 1 Epidemiology Posters (Champagne Terr/Bordeaux)
10.15 am – 12.15 pm	Invited Educational Symposium "Neuropathology of ASDs" Organizer: Eric London (Avize-Morangis)	Oral Presentations Language & Communication (Mancy)	Oral Presentations Sensory Processing (Bourgogne)

Breakfast and Registration

8:00 AM - 8:30 AM - Chablis

Keynote Address

119 Synaptic and clock genes in autism spectrum disorders

8:30 AM - 9:45 AM - Cremant

Speaker: T. Bourgeron *Institut Pasteur*

Autism spectrum disorders (ASD) are characterized by impairments in communication and social interaction, as well as restricted, repetitive and stereotyped behaviors. Our genetic studies point to one synaptic pathway, including cell adhesion molecules (neuroligins NLGN3, NLGN4 and neuroligins NRXN1) and scaffolding proteins (SHANK3) associated with the disorder. This pathway is crucial for synapse formation/maintenance and correct balance between GABAergic and glutamatergic synaptic currents. Interestingly, mice with neuroligin mutations show reduced social interactions and ultrasonic vocalizations. Moreover, we recently reported genetic mutations in ASD that alter synthesis of melatonin, a key regulator of circadian rhythms involved in sleep-wake cycles and modulator of GABAergic currents, neurite outgrowth and memory formation. We propose that some cases of ASD may result from excess GABAergic currents in specific brain regions due to either altered synaptic genes or circadian rhythms. A better characterization of the interplay between synaptic and clock genes may shed light on several features observed in ASD, including alterations in sleep and memory storage/formation.

8:30 **119.1**
Introductory Remarks: Autism Speaks - Geraldine Dawson.

8:45 **119.2**
Keynote Speaker.

Coffee 9:45 AM – 10:15 AM - Chablis

Invited Educational Symposia

120 Pathology and Neuroanatomy of Human Brain Tissue in Autism

10:15 AM - 12:15 PM - Avize-Morangis

Organizer: E. London *NYS Institute for Basic Research in Developmental Disabilities*

Speakers: C. Schmitz¹, J. Wegiel², M. F. Casanova³, J. LaSalle⁴(1) *Dept. Psychiatry & Neuropsychology, Div. Cellular Neuroscience, (2)New York State Institute for Basic Research in Developmental Disabilities, (3)University of Louisville, (4)University of California, Davis*

Autism is a heterogeneous developmental disorder that is defined clinically. Although clinical diagnosis is reliable, taking the next steps and determining etiology, pathophysiology and treatment targets will require a greater understanding of the neurobiology. While animal models and human brain scanning allow exploration of molecular and cellular pathways and networks, they must ultimately be related to cellular disorders of the autism brain. Human autism tissue supplies a "missing link" which complements and in some cases replaces other study methods. Four scientists who are using human brain tissue to study autism anatomical, developmental, environmental and genetic mechanisms will describe new insights and advance novel hypotheses.

10:15 **120.1**
Introductory Remarks.

10:25 **120.2**
Structural correlates of functional deficits in Autism Spectrum Disorder. J. Wegiel*, T. Wisniewski, I. Cohen, E. London, M. Flory, H. Imaki, I. Kuchna, J. Wegiel, S. Y. Ma, K. Nowicki, K. C. Wang and W. T. Brown, *New York State Institute for Basic Research in Developmental Disabilities*

10:50 **120.3**
Convergence of behavioural dysfunction, abnormalities in functional imaging and neuropathology in the fusiform gyrus in autism. C. Schmitz*¹, S. Palmen², H. Heinsen³, H. Van Engeland⁴, P. R. Hof⁵, H. W. M. Steinbusch¹ and I. Van Kooten¹, (1)*School for Mental Health and Neurosciences, Div. Cellular Neuroscience, (2)University Medical Center Utrecht, (3)University of Wuerzburg, (4)University Medical Center-Utrecht, (5)Mount Sinai School for Medicine*

11:15 **120.4**
Autism as a Minicolumnopathy. M. F. Casanova*, *University of Louisville*

11:40 **120.5**
Epigenetic Clues in Autistic Brain. J. M. LaSalle*, *University of California, Davis*

Oral Presentations

121 Language and Communication

10:15 AM - 12:15 PM - Mancy

10:15 **121.1**
Comprehension of Nouns and Verbs in Toddlers with Autism: An Eye-Tracking Study. L. R. Edelson*, A. Fine and H. Tager-Flusberg, *Boston University*

10:30 **121.2**
Do People with Autism Process Words in Context? Evidence from Language-Mediated Eye-Movements. J. Brock*¹, C. Norbury², S. Einav³ and K. Nation³, (1)*Macquarie University, (2)Royal Holloway, University of London, (3)University of Oxford*

- 10:45 **121.3**
Atypical Cry Characteristics in Infants at Risk for Autism. S. J. Sheinkopf^{*1}, J. Iverson² and B. M. Lester¹, (1)*The Warren Alpert Medical School of Brown University*, (2)*University of Pittsburgh*
- 11:00 **121.4**
Early Risk For Autism: The Contribution Of Measures Of Mother-Infant Interaction, Nonverbal Communication, And Language. A. Rozga^{*1}, M. Sigman², S. Ozonoff³, G. S. Young³ and S. J. Rogers³, (1)*Georgia State University*, (2)*UCLA*, (3)*University of California, Davis MIND Institute*
- 11:15 **121.5**
Language and Reading Abilities of Children with Autism and SLI and Their First-Degree Relatives. K. A. Lindgren^{*1}, S. E. Folstein¹, J. B. Tomblin² and H. Tager-Flusberg¹, (1)*Boston University School of Medicine*, (2)*University of Iowa*
- 11:30 **121.6**
Eliciting Sentence Production In Nonverbal Children With Autism. M. McGonigle^{*}, *University of Edinburgh*
- 11:45 **121.7**
Acoustic And Perceptual Measurements Of Prosody Production Errors On The PEP5-C By Children With Autism. J. J. Diehl^{*} and R. Paul, *Yale University*
- 12:00 **121.8**
Semantic activation and suppression in single word and sentence context in children with high functioning autism. L. M. Henderson^{*}, P. Clarke and M. J. Snowling, *University of York*

Oral Presentations

122 Sensory Processing

10:15 AM - 12:15 PM - Bourgogne

- 10:15 **122.1**
A controlled study of a qigong massage treatment for sensory impairment in autism. L. M. Silva^{*1}, M. Schalock¹, R. Ayres¹, C. Bunse¹ and S. Budden², (1)*Western Oregon University*, (2)*Legacy Emmanuel Children's Hospital*
- 10:30 **122.2**
Withdrawn
- 10:45 **122.3**
Visual Sensitivity to Human Movement and the Magnitude of Autistic Traits. M. D. Kaiser^{*}, Z. Fermano and M. Shiffrar, *Rutgers University*
- 11:00 **122.4**
Gaze Fixation of Children with and without Autism Spectrum Disorder (ASD) on Human Face Photos. F. Ishikawa^{*1}, S. Sakaguchi², N. Inada¹ and Y. Kamio¹, (1)*National Center of Neurology and Psychiatry, Japan, National Institute of Mental Health*, (2)*University of Kyushu*
- 11:15 **122.5**
Oculomotor Correlates of Enhanced Visual Search in Autism Spectrum Disorder: A Study of Binocular Coordination. S. Sanchez^{*1}, B. Keehn², L. Brenner³, S. P. Marshall¹, A. Lincoln⁴ and R. A. Müller¹, (1)*San Diego State University*, (2)*San Diego State University/UC San Diego*, (3)*University of California, Los Angeles*, (4)*Center for Autism Research Evaluation & Service*
- 11:30 **122.6**
Mechanisms underlying poor speech-in-noise perception in ASD individuals. J. I. Alcántara^{*}, C. Füllgrabe and E. J. Weisblatt, *University of Cambridge*

- 11:45 **122.7**
Early middle ear disease in children with Autistic Spectrum Disorder. A. J. Hall¹, C. D. Steer¹, A. M. Emond¹, D. Pothier², R. Maw¹ and J. Golding^{*1}, (1)*University of Bristol*, (2)*University of Bath*
- 12:00 **122.8**
Barking Frogs and Chirping Frogs: A behavioral and brain EEG study of multisensory matching among persons with Autism Spectrum Disorders. N. Russo^{*1}, J. A. Burack², A. Hosein³ and B. Jemel⁴, (1)*City College of New York*, (2)*McGill University*, (3)*Riviere Des Prairies Hospital*, (4)*Hopital Riviere des Prairies/University of Montreal*

Poster Presentations

123 Developmental Stages Posters

8:30 AM - 1:00 PM - Champagne Terrace/Bordeaux

- 10:00 **1 123.1**
Autism Spectrum Disorders: Reasons for Treatment Referrals Across the Developmental Life Span. G. Mathai^{*1}, H. Patrick² and R. A. Lisa³, (1)*University of Louisville*, (2)*University of Louisville*, (3)*University of Kentucky*
- 10:00 **2 123.2**
Pre-Language Predictors of Development Over 4-5 Years In Children with Autism. K. D. Bopp^{*} and P. Mirenda, *University of British Columbia*
- 12:00 **3 123.3**
Early signs of autism spectrum disorder in infancy and early childhood in a community sample of Australian children. M. R. Prior^{*1}, C. Veness², E. L. Bavin², E. Patricia², C. Eileen² and R. Sheena², (1)*University of Melbourne*, (2)*Royal Children's Hospital*
- 12:00 **4 123.4**
Diagnostic Indicators for ASD in 14-month-olds. R. Landa¹, A. O'Neill^{*1} and E. Stuart², (1)*Kennedy Krieger Institute*, (2)*Johns Hopkins School of Public Health*
- 12:00 **5 123.5**
Outcomes In Young Children With Autism And Developmental Delay. K. M. Gray^{*1}, B. J. Tonge¹, D. J. Sweeney¹ and S. L. Einfeld², (1)*Monash University*, (2)*University of Sydney*
- 10:00 **6 123.6**
Children Diagnosed with Autism Spectrum Disorders before and after the Age of 6 Years: A Comparison Study. S. L. Jónsdóttir^{*1}, E. Saemundsen¹, I. S. Antonsdóttir², S. Sigurdardóttir¹ and D. Olafsson³, (1)*State Diagnostic and Counseling Center*, (2)*The Service Center in Arbaer and Grafarholt*, (3)*University of Iceland*
- 10:00 **7 123.7**
Screening for autism spectrum disorder in pediatric primary care: What is the best strategy?. J. Pinto-Martin^{*1}, L. M. Young¹, D. S. Mandell², L. Poghosyan¹, E. Giarelli¹ and S. Levy³, (1)*University of Pennsylvania*, (2)*University of Pennsylvania School of Medicine*, (3)*Children's Hospital of Philadelphia*
- 12:00 **8 123.8**
Prospective Identification of Autism Spectrum Disorder in Infancy and Toddlerhood in an Australian Community-Based Sample: The Social Attention and Communication Study (SACS). J. Barbaro^{*} and C. Dissanayake, *La Trobe University*
- 12:00 **9 123.9**
Behavioral And Interactive Abnormalities In Early Autism On Home-Movies. F. Apicella^{*1}, C. Grassi¹, R. Marcone², P. Muratori¹, C. Pecini¹, A. Petrozzi¹, S. Maestro¹ and F. Muratori¹, (1)*Scientific Institute "Stella Maris"*, (2)*Seconda Università degli Studi di Napoli*

Program

- 12:00 **10 123.10**
Comparative Analysis of Three Screening Instruments for Autism Spectrum Disorder in Toddlers at High Risk. I. J. Oosterling*¹, S. Swinkels¹, R. J. Van der Gaag¹, J. C. Visser¹, C. Dietz² and J. K. Buitelaar¹, (1)*Karakter Child and Adolescent Psychiatry University Center*, (2)*University Medical Center Utrecht*
- 10:00 **11 123.11**
Autism onset: a study with the Early Development Questionnaire. E. Santocchi*, F. Apicella, F. Fulceri, R. Iglizzo, B. Parrini, R. Tancredi and F. Muratori, *IRCCS Fondazione Stella Maris*
- 10:00 **12 123.12**
Use of structured home video diaries to track the development of infants at risk for Autism Spectrum Disorders (ASD). A. M. Seery*¹, L. M. Casner², N. B. Leezenbaum², A. Zuluaga², A. Carter³ and H. Tager-Flusberg², (1)*Boston University*, (2)*Boston University School of Medicine*, (3)*University of Massachusetts Boston*
- 12:00 **13 123.13**
The early temperament of children with the Autistic Spectrum Disorder (ASD). J. Golding*, C. D. Steer and A. M. Emond, *University of Bristol*
- 12:00 **14 123.14**
The bowel habits of young children with Autistic Spectrum Disorders (ASD). C. D. Steer*, B. Sandhu, A. M. Emond and J. Golding, *University of Bristol*
- 12:00 **15 123.15**
Finger length of boys with ASD differs from those with disruptive behavior, anxiety. K. Greaves-Lord*, E. I. De Bruin, P. F. A. De Nijs and F. Verheij, *Erasmus MC-Sophia Children's Hospital*
- 10:00 **17 123.16**
Identification of infants with autism at their first birthday through retrospective use of FYI. F. Muratori*, F. Apicella, F. Fulceri, A. Narzisi and R. Tancredi, *Scientific Institute "Stella Maris"*
- 12:00 **18 123.17**
Development of Screening Tool for Autism in Two-Year-Olds-Taiwan Version. C. H. Chiang*¹, C. C. Wu¹, Y. M. Hou² and J. H. Liu², (1)*National Chung Cheng University*, (2)*Chiayi Christian Hospital*
- 12:00 **20 123.18**
Characterization of Autistic Symptoms in Children Diagnosed with Autism Spectrum Disorder Before Age 2. L. H. Shulman*¹, B. M. Burrows¹, M. Valicenti-McDermott¹, R. M. Seijo¹, D. J. Meringolo¹ and S. J. Goodman², (1)*Albert Einstein College of Medicine*, (2)*Fordham University*
- 10:00 **21 123.19**
Regression of Language and Non Language Skills in Pervasive Developmental Disorder. A. A. S. Meilleur*¹ and E. Fombonne², (1)*McGill University*, (2)*Montreal Children's Hospital*
- 10:00 **22 123.20**
Evaluation Of Familial Clustering Of Autoimmune Disorders In Children With Autism Spectrum Disorders. A. E. Porter*¹, R. P. Goin-Kochel¹, S. U. Peters¹, D. E. Treadwell-Deering² and S. Wiley³, (1)*Baylor College of Medicine*, (2)*Texas Children's Hospital, Baylor College of Medicine*, (3)*Virginia Commonwealth University*
- 12:00 **23 123.21**
Diagnostic Stability Over Two Years Among Younger Siblings of Children with Autism Spectrum Disorders. K. Carr*, E. Troyb, S. Hodgson, M. Barton, J. Green and D. Fein, *University of Connecticut*
- 12:00 **24 123.22**
Early Symptoms of Autism Spectrum Disorder in Children Identified Through Screening at a Very Young Age. E. Daalen*¹, C. Kemner¹, C. Dietz¹, S. Swinkels², H. Engeland, van¹ and J. K. Buitelaar³, (1)*University Medical Centre Utrecht*, (2)*Karakter Child and Adolescent Psychiatry University Center*, (3)*Radboud University Nijmegen Medical Centre*
- 12:00 **25 123.23**
Varying Pathways to Asperger's Syndrome at Age 5: A Prospective Case Series. K. Drummond*¹, W. Roberts², J. Brian³, S. Bryson⁴, C. Roncadin⁵, I. M. Smith⁴, P. Szatmari⁶ and L. Zwaigenbaum⁷, (1)*The Hospital for Sick Children and University of Toronto*, (2)*University of Toronto*, (3)*Hospital for Sick Children, and Bloorview Kids Rehab*, (4)*Dalhousie University/IWK Health Centre*, (5)*Peel Children's Centre and McMaster University*, (6)*Offord Centre for Child Studies, McMaster University*, (7)*University of Alberta*
- 10:00 **26 123.24**
Early correlates of presence of comorbidity and type of pervasive developmental disorders. M. Y. Yazgan*¹, S. Unal² and S. Yazgan², (1)*Marmara Universitesi Tip Fakultesi*, (2)*Guzel gunler saglik hizmetleri*
- 10:00 **27 123.25**
White Matter Integrity in Patients with Autism Spectrum Disorders. D. K. Shukla*¹, B. M. Keehn¹, E. L. Grenesko¹, M. Shen¹, A. J. Lincoln² and R. A. Mueller¹, (1)*San Diego State University*, (2)*Alliant International University*
- 12:00 **28 123.26**
Follow-up at age 11 of children referred with a suspicion of Autism Spectrum Disorders at age 3. M. E. Eriksen*¹, A. Trillingsgaard², M. Jørgensen², S. S. Pedersen², A. Nielsen³ and E. U. Sørensen², (1)*Aarhus University*, (2)*Århus University Hospital, Regional Psychiatric Center for Children and Adolescents, Risskov*, (3)*Taleinstituttet, Århus*
- 12:00 **29 123.27**
PREDICTORS IN OUTCOME OF CHILDREN WITH ASD. A. MiraCoelho*, *Hospital S. João*
- 12:00 **30 123.28**
Regression Histories and Current Cognitive and Adaptive Status in Young Children in the Autism Phenome Project. S. Shumway*¹, A. Thurm¹, F. Van Der Fluit¹, S. Swedo¹, S. Ozonoff², C. Zierhut², C. McCormick² and S. Rogers², (1)*National Institutes of Health - National Institute of Mental Health*, (2)*UC Davis M.I.N.D. Institute*
- 12:00 **31 123.29**
Early Identification of Children at Risk for Autism from a Community Sample. D. Childress*¹, J. S. Reznick¹, L. Turner-Brown¹, G. Baranek², L. Watson¹ and E. Crais¹, (1)*University of North Carolina at Chapel Hill*, (2)*University of North Carolina*
- 12:00 **32 123.30**
The influence of ethnicity and SES on age at diagnosis of autism. E. Troyb*, A. Maltempo, H. Boorstein, T. Dumont-Mathieu, S. Hodgson, M. Barton and D. Fein, *University of Connecticut*

Poster Presentations

124 Human Genetics Posters 2

8:30 AM - 1:00 PM - Champagne Terrace/Bordeaux

- 11:00 **33 124.1**
Visual Attention and Attention Shifting Paradigms: Implications for Social Behavior in Autism and Fragile X Syndrome. R. J. Musci¹, A. M. Mastergeorge², P. Sorenson³ and C. Day³, (1) *University of California*, (2) *UC Davis, M.I.N.D. Institute*, (3) *M.I.N.D. Institute*
- 11:00 **34 124.2**
A Large Scale Study of 7,450 Parents of Children with Autism Spectrum Disorder. C. Foster^{*}, C. Anderson, K. Law and P. Law, *Kennedy Krieger Institute*
- 12:00 **35 124.3**
Genes Analysed for Association with Autism and DBH Level. L. E. Cochrane^{*}, J. Conroy, K. Tansey, M. Gill, R. Anney and L. Gallagher, *Trinity College Dublin*
- 12:00 **36 124.4**
Immuno Profile In Fragile X And Autism. F. Tassone^{*}, P. Ashwood, R. Hagerman and D. Nguyen, *UC DAVIS*
- 12:00 **37 124.5**
A new candidate gene for autism suggested by the co-occurrence of a deletion and a mutation in a child with autism. J. A. S. Vorstman¹, E. Daalen^{*1}, G. R. Jalali², W. G. Staal¹, B. van der Zwaag¹, P. Burbach¹, R. Ophoff¹, R. S. Kahn¹, B. S. Emanuel² and H. Engeland¹, (1) *University Medical Centre Utrecht*, (2) *Children's Hospital of Philadelphia, Upenn, Abramson Research Center*
- 11:00 **38 124.6**
Consanguinity of parents of children with PDD: comparison between patients with and without associated medical conditions. N. Gaddour^{*}, S. Gorchen and L. Gaha, *University of Monastir*
- 11:00 **39 124.7**
Association Of Copy Number Variants In The ASMT Gene With Autism. G. Cai¹, A. Nakamine¹, J. G. Reichert¹, J. M. Silverman¹, C. Betancur² and J. D. Buxbaum^{*1}, (1) *Mount Sinai School of Medicine*, (2) *INSERM U513, Créteil*
- 12:00 **40 124.8**
Developmental regression and GABA receptor genes in multiple racial-ethnic groups. M. L. Cuccaro^{*1}, D. Ma¹, E. R. Martin¹, J. R. Gilbert¹, J. Jaworski¹, R. K. Abramson², H. H. Wright² and M. A. Pericak-Vance¹, (1) *University of Miami School of Medicine*, (2) *University of South Carolina School of Medicine*
- 12:00 **41 124.9**
A submicroscopic 5q11.2 deletion in a child with autism, mild mental retardation and mild facial dysmorphism. H. Peeters^{*1}, A. C. Crepel¹, K. Devriendt¹, P. De Cock², J. R. Vermeesch¹ and J. P. Fryns¹, (1) *Center for Human Genetics, University of Leuven*, (2) *Center for Developmental Disorders*
- 12:00 **42 124.10**
Autism sibling pair discordant for 22q11 microdeletion. S. Guter^{*}, J. Salt and E. H. Cook, *Institute for Juvenile Research*
- 11:00 **43 124.11**
MicroRNA expression profiling in autism: noncoding RNAs and autism susceptibility gene identification. Z. Talebizadeh^{*}, M. F. Theodoro and M. G. Butler, *Children's Mercy Hospital and University of Missouri-Kansas City*
- 12:00 **44 124.12**
Serotonin Related Genes in Autism. J. Haines^{*1}, B. M. Anderson¹, N. Schnetz-Boutaud¹, M. L. Summar¹, J. Bartlett¹, M. L. Cuccaro², J. Gilbert³ and M. Pericak-Vance³, (1) *Center for Human Genetics Research*, (2) *University of Miami School of Medicine*, (3) *Miami institute of human genomics*
- 12:00 **45 124.13**
Rare Mutation Burden of the Contactin Pathway in Autism Spectrum Disorders. B. J. O'Roak^{*1}, B. Bakkaloglu², A. Louvi¹, C. Mason¹, A. R. Gupta¹, N. R. Davis¹, T. M. Morgan³, M. T. Murtha¹, A. G. Ercan-Sencicek¹ and M. W. State¹, (1) *Yale University School of Medicine*, (2) *Hacettepe University*, (3) *Washington University School of Medicine*
- 11:00 **46 124.14**
Genomic Imprinting of the X-Linked Gene Transketolase-like 1 in Mouse and Human. A. M. I. Nesbitt^{*}, M. J. O'Neill and J. J. LoTurco, *University of Connecticut*
- 12:00 **47 124.15**
Peripheral Blood Gene Expression Profiling of Autism Spectrum Disorders. C. D. Collins^{*1}, S. W. Kong¹, M. Galdzicki¹, D. Stephan², H. Peters¹, S. J. Brewster¹, I. A. Holm¹, R. J. Hundley¹, E. M. Hanson¹, L. A. Rappaport¹, L. M. Kunkel¹ and I. S. Kohane¹, (1) *Children's Hospital Boston*, (2) *Translational Genomics Research Institute*
- 12:00 **48 124.16**
The STX1A, CYLN2, and GTF2i genes in autism-associated 7q11.2 microduplication syndrome as candidate genes for Autism Spectrum Disorders. P. Malenfant^{*1}, X. Liu¹, M. L. Hudson¹, Y. Qiao², J. M. Hildebrand², I. L. Cohen³, A. Chudley⁴, C. Forster-Gibson¹, S. M. E. Lewis², E. Rajcan-Separovic² and J. J. A. Holden¹, (1) *Queen's University*, (2) *University of British Columbia*, (3) *NYS Institute for Basic Research in Developmental Disabilities*, (4) *University of Manitoba*
- 11:00 **49 124.17**
Analysis of Copy Number Variation within GABRA4. H. N. Cukier^{*1}, M. Y. Rayner¹, D. Ma¹, H. H. Wright², R. K. Abramson², J. P. Hussman³, J. L. Haines⁴, M. L. Cuccaro¹, D. L. Hedges¹, J. R. Gilbert¹ and M. A. Pericak-Vance¹, (1) *University of Miami*, (2) *University of South Carolina School of Medicine*, (3) *Hussman Foundation*, (4) *Center for Human Genetics*
- 11:00 **50 124.18**
Chromosome 17q21.31 Microdeletion in a Patient with Autism. D. Moreno De Luca¹, A. Gennetier¹, F. Devillard², V. Ginchat², B. Assouline³, C. Gillberg⁴, M. Leboyer⁵ and C. Betancur^{*1}, (1) *INSERM U513*, (2) *Grenoble University Hospital*, (3) *Saint Egrève Hospital*, (4) *Göteborg University*, (5) *Henri Mondor and Albert Chenevier Hospitals*
- 11:00 **51 124.19**
Autism open biological resource of Fondation Autisme. M. Ferguson^{*1}, C. Stranieri¹ and S. Briault², (1) *Fondation Autisme*, (2) *Inserm*
- 12:00 **52 124.20**
Craniofacial Dysmorphology in Autism: Embryologically-derived Measures. C. Deutsch^{*1}, A. Hunt² and L. Farkas³, (1) *Shriver Center and McLean Hospital, Harvard Medical School*, (2) *Shriver Center*, (3) *Hospital for Sick Children*
- 12:00 **53 124.21**
Association of the homeobox transcription factor gene ENGRAILED 2 (EN2) with autistic disorder in Chinese children. F. W. Lung¹, J. Hallmayer^{*2}, P. Yang³, B. C. Shu⁴ and L. C. Lee⁵, (1) *Kaohsiung Armed Forces General Hospital*, (2) *Stanford University*, (3) *Kaohsiung Medical University*, (4) *National Cheng Kung University*, (5) *Johns Hopkins Univ. School of Public Health*

Program

12:00 **54 124.22**
Network oriented variant analysis of the serotonin transporter regulome. N. G. Campbell, E. Crawford, R. Game, R. D. Blakely and J. Sutcliffe*, *Vanderbilt University*

11:00 **55 124.23**
HLA-DR4 as a Risk Allele for Autism, Acting in Mothers of Proband During Pregnancy. W. G. Johnson¹, S. Buyske², A. E. Mars¹, M. Sreenath¹, E. S. Stenroos¹, R. Stein³ and G. Lambert¹, (1)*UMDNJ - Robert Wood Johnson Medical School*, (2)*Rutgers University*, (3)*Harvard University*

Poster Presentations

125 Social Function Posters 1

8:30 AM - 1:00 PM - Champagne Terrace/Bordeaux

11:00 **56 125.1**
Validating The Stress Survey Schedule For Persons With Autism And Other Developmental Disabilities. M. Goodwin¹, J. Groden¹, W. F. Velicer² and A. Diller¹, (1)*The Groden Center, Inc.*, (2)*University of Rhode Island*

11:00 **57 125.2**
Utilizing Social Stories for Behavior Change in Preschoolers with Autism. L. A. Wright* and R. McCathren, *University of Missouri*

11:00 **58 125.3**
Measurement Of Peer Interaction In School Aged Children With HFA. C. Koning*, J. Magill-Evans and J. Volden, *University of Alberta*

12:00 **59 125.4**
An Investigative Study Into The Effects Of Regular Education Teacher Attitudes On The Successful Inclusion Of Students With Asperger Syndrome Placed In Regular Education Classrooms In New South Wales. C. Little*, *University of Sydney*

12:00 **60 125.5**
Contribution of executive function to participation in school activities of children diagnosed with HFA ages 6-9. C. Zingerevich¹ and P. D. LaVesser², (1)*Rady Children Hospital San Diego*, (2)*Washington University*

12:00 **61 125.6**
Predicting Friendship Quality In Autism Spectrum Disorders (ASD). N. Bauminger¹, S. J. Rogers² and M. Solomon², (1)*Bar-Ilan University*, (2)*UC Davis*

11:00 **62 125.7**
Self-reported Social Behaviors of Adults with Autism Spectrum Disorder (ASD). S. L. Bishop*, M. M. Seltzer and J. S. Greenberg, *Waisman Center, University of Wisconsin-Madison*

11:00 **63 125.8**
The Father's Role in the Development of Children with Autism. S. A. Donaldson*, E. S. Hilliard and J. H. Elder, *College of Nursing*

11:00 **64 125.9**
Social Perception in Children with High functioning Autism and Asperger Syndrome. S. Stagg*, P. Heaton, K. Linnell and T. Valentine, *Goldsmiths College, University of London*

12:00 **65 125.10**
Psychosocial Difficulties In Young Adults With Autistic Traits. S. Kanne¹ and S. Christ², (1)*Thompson Center for Autism and Neurodevelopmental Disorders*, (2)*University of Missouri*

12:00 **66 125.11**
Social communication and social cognition in children with congenital visual impairment (VI). V. Tadic¹, N. Dale² and L. Pring¹, (1)*Goldsmiths, University of London*, (2)*Great Ormond Street Hospital / University College London, Institute of Child Health*

12:00 **67 125.12**
Sexual Well-Being of High-Functioning Adults with Autism Spectrum Disorders. S. Nichols¹ and S. Byers², (1)*NSLJ Health System*, (2)*University of New Brunswick*

11:00 **68 125.13**
Emotion Recognition in Boy and Girls with Autism Spectrum Disorder. T. McMullen¹, A. Perry² and W. Roberts³, (1)*York University and SickKids Hospital*, (2)*York University*, (3)*SickKids Hospital*

11:00 **69 125.14**
Documenting the Functional Profile of Adolescents with Autism Spectrum Disorders: Applications of the International Classification of Functioning, Disability, and Health (ICF). K. Poon¹ and R. Simeonsson², (1)*Nanyang Technological University*, (2)*University of North Carolina at Chapel Hill*

11:00 **70 125.15**
Global affective quality and discrete synchronous behaviours in the interactions of mothers and children with Autism Spectrum Disorders. P. Venuti¹, S. De Falco¹, G. Esposito¹, A. Bentenuto¹, P. Villotti¹ and M. H. Bornstein², (1)*University of Trento*, (2)*National Institute of Child Health and Human Development, National Institutes of Health, Department of Health and Human Service*

12:00 **71 125.16**
The Relationship Between Pragmatic Language, Peer Relations, and Socioemotional Functioning in High-Functioning Children and Adolescents with Autism Spectrum Disorders. L. Goodman* and E. Kelley, *Queen's University*

12:00 **72 125.17**
Understanding and Assessing Social-Emotional Learning Processing Impairments in Children with and without Autism-Spectrum Disorders. C. McKown¹, L. M. Wood and M. Lipton, *Rush University Medical Center*

12:00 **73 125.18**
Reactions to social exclusion in adolescents with ASD. C. Sebastian¹, E. Viding¹, T. Charman¹, K. D. Williams² and S. J. Blakemore¹, (1)*University College London*, (2)*Purdue University*

11:00 **74 125.19**
The social behaviour between a mother and her child with autism spectrum disorder. M. Meirsschaut* and H. Roeyers, *Ghent University*

11:00 **75 125.20**
More than 80% of children with PDD-NOS have co-morbid psychiatric disorders. E. I. De Bruin*, P. F. A. De Nijs and F. Verheij, *Erasmus MC-Sophia Children's Hospital*

11:00 **76 125.21**
MCDD: a subgroup of PDD-NOS or a psychotic disorder?. P. F. A. De Nijs*, E. I. De Bruin and F. Verheij, *Erasmus MC-Sophia Children's Hospital*

12:00 **77 125.22**
The Development of a Fast and Objective Tool for Identifying Early Autism. M. D. Rutherford*, *McMaster University*

12:00 **78 125.23**
Video Gaming in the Autism Spectrum Population: Factors Influencing Gaming Choice in ASD and Normal Populations. G. Stobbe¹, T. T. Olson², J. Davies² and J. Eckstrom³, (1)*ASTAR Center*, (2)*Seattle Pacific University*, (3)*University of Washington*

12:00 **79 125.24**
Looking Strategies In School-Aged Children With Autism: Initial Reactions After Scene Cuts In Movies Of Complex Social Interaction. K. Knoch*, W. Jones and A. Klin, *Yale School of Medicine*

- 11:00 **80 125.25**
Social Motivation In Autism. G. M. Fiske* and A. E. Booth,
Northwestern University
- 11:00 **81 125.26**
The Yale Special Interests Survey: A Web Based Method For
Assessing Special Interests In ASD. J. Danovitch*¹, R. Paul²,
F. Volkmar¹ and A. Klin¹, (1)*Yale School of Medicine*, (2)*Yale
University*
- 11:00 **82 125.27**
The Role Of Context In Face Processing: An ERP Study Of
Adolescents With Autism. S. Shultz*, W. Jones, A. Klin and J.
McPartland, *Yale School of Medicine*
- 12:00 **83 125.28**
Comparing Screening Instruments Based On Child Care
Workers' Versus Parent's Evaluation Of Signs Of Autism
Spectrum Disorders In Toddlers. M. Dereu*, R. Raymaekers,
M. Meirsschaut, G. Pattyn, P. Warreyn, I. Schietecatte and H.
Roeyers, *Ghent University*
- 12:00 **84 125.29**
Measures Of Implicit Social Attribution By Visual Scanning In
Children With Autism. A. M. Krasno*, C. J. Zampella, W. Jones
and A. Klin, *Yale School of Medicine*
- 12:00 **85 125.30**
"Crime And Punishment": The Understanding Of Violations Of
Behavioral Norms In Autism. C. Shulman* and A. Guberman,
The Hebrew University of Jerusalem
- 10:00 **91 126.6**
ADOS and ADI-R Research Training in Taiwan. L. C. Lee*¹, C.
Rice², J. Olson³, B. C. Shu⁴, P. Yang⁵, Y. Y. Wu⁶, C. H. Chiang⁷
and F. W. Lung⁸, (1)*Johns Hopkins University*, (2)*Centers for
Disease Control and Prevention*, (3)*J. Olson Consulting Group*,
(4)*National Cheng Kung University*, (5)*Kaohsiung Medical
University*, (6)*Chang Gung Children's Hospital*, (7)*National
Chung Cheng University*, (8)*Calo Psychiatric Hospital*
- 10:00 **92 126.7**
Brief report: data about autism in Brazil. E. S. Arima*, D. Lima
and W. C. D. Souza, *Universidade de Brasília - UnB*
- 10:00 **93 126.8**
Depression in mothers of children with high-functioning
pervasive developmental disorders. K. Nomura*¹ and M. Tsujii²,
(1)*Nagoya University*, (2)*Hamamatsu University School of
Medicine*
- 11:00 **94 126.9**
Does record review surveillance capture true cases of autism
spectrum disorders?. R. Avchen* and O. Devine, *CDC*
- 11:00 **95 126.10**
Balancing Accuracy and Anonymity of Biological Specimens in
CADDRE, SEED. G. B. Jensen*¹, P. A. Thompson¹, A. E. A. Siddiqi¹,
J. E. Siebert¹, J. D. Bonner¹, S. Meyerer², M. F. Kuhn¹, K. L.
Marable¹, S. Sharp¹, T. Holland¹, S. Chandan², H. Farzadegan²,
P. L. Reed¹ and M. H. Rahbar¹, (1)*Michigan State University*, (2)
Johns Hopkins University
- 10:00 **96 126.11**
Estimating Autism Spectrum Prevalence In The Population: A
School Based Study From The UK. S. Baron-Cohen, F. Scott, C.
Allison*, J. Williams, P. Bolton, F. E. Matthews and C. Brayne,
University of Cambridge
- 10:00 **97 126.12**
Pre- and Post-natal SSRI use during Pregnancy and
Breastfeeding and Risk of ASD in Children. R. A. Harrington*¹,
L. C. Lee¹, C. K. Walker², R. L. Hansen² and I. Hertz-Picciotto², (1)
Johns Hopkins University School of Public Health, (2)*University
of California, Davis*
- 10:00 **98 126.13**
Validation of Autism Screening Questionnaire or Social
Communication Questionnaire, Lifetime version to Portuguese
language. R. Lowenthal*¹, F. Sato², C. De Paula³, S. H. B.
Ribeiro¹ and M. T. Mercadante⁴, (1)*Universidade Presbiteriana
Mackenzie*, (2)*University of São Paulo*, (3)*Mackenzie
Presbyterian University*, (4)*Federal University of São Paulo*
- 11:00 **99 126.14**
Analysis of Prevalence of Pervasive Developmental Disorders
in Atibaia - SP- Brazil. S. H. B. Ribeiro*¹, C. De Paula²,
R. Lowenthal¹ and M. T. Mercadante³, (1)*Universidade
Presbiteriana Mackenzie*, (2)*Mackenzie Presbyterian University*,
(3)*Federal University of São Paulo*
- 11:00 **100 126.15**
Is there an Association between ASD and Assisted Reproductive
Technology?. P. A. Filipek*¹, K. Thorsen², M. M. Abdullah³, J.
Phan⁴ and C. Devine⁴, (1)*University of California, Irvine (UCI)
School of Medicine*, (2)*UCI School of Social Ecology*, (3)
University of California, Irvine, (4)*UCI School of Medicine*
- 10:00 **101 126.16**
Closer Scrutiny Of The Autism Epidemic. E. C. Ihle*¹, C.
Cerros¹, T. Sendowski¹ and B. Siegel², (1)*UCSF*, (2)*University of
California, San Francisco*

Poster Presentations**126 Epidemiology Posters**

8:30 AM - 1:00 PM - Champagne Terrace/Bordeaux

10:00 **86 126.1**

Withdrawn

10:00 **87 126.2**

A novel form of inflammatory bowel disease with pervasive
developmental disorder: Evidence for and against the existence
of the clinical phenotype and its association with exposure to
MMR vaccine. C. Stott*, *Thoughtful House Center for Children*

10:00 **88 126.3**

Knowledge of General Practitioners Regarding Autism Spectrum
Disorders in Karachi, Pakistan. M. H. Rahbar* and K. Ibrahim,
Michigan State University

11:00 **89 126.4**

Could The Use Of Screening Instruments For Autism Spectrum
Disorder Improve The Accuracy Of Referrals To Specialist
Paediatric Services?. S. Chandler*¹, A. Davison Jenkins¹, G.
Baird², E. Simonoff³, A. Pickles⁴, T. O'Sullivan⁵, A. Sharma⁶ and
T. Charman¹, (1)*UCL Institute of Child Health*, (2)*Guy's Hospital*,
(3)*Institute of Psychiatry*, (4)*University of Manchester*, (5)
Lewisham Primary Care Trust, (6)*Southwark Primary Care Trust*

11:00 **90 126.5**

ASD Services in Europe: A Pilot experience of the EAIS project.
P. García-Primo*¹, M. Posada¹, C. Martín-Arribas¹, M. J. Ferrari¹,
C. Rice², D. Schendel² and A. Ramirez³, (1)*RARE DISEASES
RESEARCH INSTITUTE*, (2)*Centers for Disease Control &
Prevention*, (3)*Children Therapy Centre - The Hope Project*

Program

- 10:00 **102 126.17**
Autism Prevalence Trends Over Time: The Confounding of Changes in Age at Diagnosis. E. Parner*¹, D. E. Schendel² and P. Thorsen¹, (1)*Institut of Public Health, University of Aarhus*, (2)*Centers for Disease Control & Prevention*
- 10:00 **103 126.18**
Changes in Diagnostic Category among Affected Children in the Interactive Autism Network. A. M. Daniels* and P. Law, *Kennedy Krieger Institute*
- 11:00 **104 126.19**
The Study to Explore Early Development (SEED): a multi-site epidemiologic study by the Centers for Autism and Developmental Disabilities Research and Epidemiology (CADDRE) Network. T. CADDRE Network*, *Centers for Disease Control and Prevention*
- 11:00 **105 126.20**
Designed strategy for a prevalence study in Europe: EAIS proposal. M. Posada*¹, P. García-Primo¹, C. Martín-Arribas¹, M. J. Ferrari¹, L. Boada¹, E. García-Andrés¹ and A. Ramirez², (1)*RARE DISEASES RESEARCH INSTITUTE*, (2)*Children Therapy Centre - The Hope Project*
- 10:00 **106 126.21**
Social Communication Competence and Functional Adaptation in a General Population of Children. D. H. Skuse*¹, W. Mandy¹, K. Lawrence¹, L. L. Miller², A. Emond² and J. Golding², (1)*Institute of Child Health*, (2)*University of Bristol*
- 10:00 **107 126.22**
How Case Definitions Impact Prevalence Estimates Of Autism Spectrum Disorders. M. Y. Kaiser*, J. S. Durocher, V. Gonzalez and M. Alessandri, *University of Miami*
- 10:00 **108 126.23**
Gender Differences In Autism Spectrum Disorder Classification Within A Community Based Sample. J. S. Durocher*, M. Y. Kaiser, V. Gonzalez and M. Alessandri, *University of Miami*
- 11:00 **109 126.24**
Informatics for the National Study to Explore Early Development (SEED). J. E. Siebert, J. D. Bonner*, M. F. Kuhn, P. A. Thompson, K. L. Marable, G. B. Jensen, T. L. Holland, S. J. Sharp and M. H. Rahbar, *Michigan State University*
- 11:00 **110 126.25**
Linking Toxicology Literature To Autism Research: A Bibliometric Contribution To A Translational Research Challenge. M. Herbert*¹, A. P. Ringer¹ and M. A. Corrales², (1)*Mass Gen Hosp/Harvard Med School*, (2)*US Environmental Protection Agency (identification only)*

Friday 16th May – PM

12.15 – 1.15 pm	Lunch (Chablis) + A Strategic Plan for Autism Research (Tom Insel) (Cremant)			Poster Presentations (1.00 – 5.30 pm) Treatment Posters 2 Communication Posters 2 Cognition Posters 2 Neurophysiology Posters Repetitive Behaviour Posters (Champagne Terr/Bordeaux)
1.15 – 3.15 pm	Invited Educational Symposium "Reflections on the Mirror Neuron Hypothesis of Autism: Lighting the Way Forward" Organizer: Justin Williams	Oral Presentations Clinical Phenotype 2 (Mancy)	Oral Presentations Human Genetic Studies (Bourgogne)	
3.15 – 3.45 pm	Coffee (Chablis)			
3.45 – 5.45 pm	Oral Presentations Animal Model Systems (Avize-Morangis)	Oral Presentations Epidemiology 2 (Mancy)	Roundtable "How to Choose between Diagnostic Tools?" Moderator: Helen McConachie (Bourgogne)	
6.00 - 7.00 pm	INSAR AGM (Avize-Morangis)			

Lunch
12:15 PM - 1:15 PM - Chablis

127 A Strategic Plan for Autism Research
12:15 PM - 1:15 PM - Cremant

Speaker: T. Insel National Institute of Mental Health

Invited Educational Symposia
128 Reflections on the Mirror Neuron Hypothesis of Autism: Lighting the Way Forward
1:15 PM - 3:15 PM - Avize-Morangis

Organizer: J. H. G. Williams University of Aberdeen

Speakers: C. Keysers¹L. Oberman²J. Grezes³J. H. G. Williams⁴. Smith⁵(1)University Medical Center Groningen, (2)Beth Israel Deaconess Medical Center, (3)Ecole Normale Supérieure, (4) University of Aberdeen, (5)Dalhousie University

Recognizing commonalities in action and behaviour between ourselves and others may be a very important prerequisite for 1) social understanding and development, 2) understanding when and how other people will behave as we do, and 3) learning from others by watching. This capacity may be impaired in autism. Such ideas gave rise to the self-other matching hypothesis of autism, and later, the mirror neuron hypothesis, and have generated wide interest in related studies in human and non-human primates. This symposium will consider the roles of mirror neurons and brain regions in self-other matching functions, including empathy, imitation, joint attention, mentalizing and auditory-visual integration and discuss their relevance to clinical practice.

- 1:15 **128.1**
Introductory Remarks.
- 1:25 **128.2**
From Mirror Neurons to Empathy and Autism. C. Keysers^{*1}, J. A. C. J. Bastiaansen², V. Gazzola¹ and M. A. Thioux¹, (1)University Medical Center Groningen, (2)Lentis
- 1:45 **128.3**
Electrophysiological indexes of mirroring in ASD and neurotypical individuals. L. Oberman^{*}, Beth Israel Deaconess Medical Center
- 2:05 **128.4**
Understanding non verbal signals in social interactions. J. Grezes^{*}, Ecole Normale Supérieure
- 2:25 **128.5**
Contributions of mirror neurons to imitation and joint attention. J. H. G. Williams^{*}, University of Aberdeen

2:45 **128.6**
Are mirror neurons relevant to clinical practice?. I. Smith^{*}, Dalhousie University

Coffee 3:15 PM - 3:45 PM - Chablis

Roundtable
129 How to choose between diagnostic tools?
3:45 PM - 5:45 PM - Bourgogne

Moderator: H. McConachie Newcastle University

Speakers: A. S. Le Couteur¹J. Gould²D. H. Skuse³S. J. Wheelwright⁴S. Risi⁵D. Bishop⁶(1)Newcastle University, (2) National Autistic Society, (3)Institute of Child Health, (4) University of Cambridge, (5)University of Michigan, (6)University of Oxford

The aim of the session is to consider the strengths and weaknesses of the main diagnostic instruments currently in use in the field of autism. Five contributors will each present information about the measure they have been involved in developing. They will briefly describe its theoretical framework, aims, scope, development process, and data on training of assessors, usage, and validity from recent research. The discussant is asked to sum up the strengths and weaknesses of the instruments with reference to research and to clinical practice. The discussant will then facilitate large-group consideration of what should be the 'gold standard' diagnostic tools and process followed in applications for major research funding in studies with clinical and non-clinical samples. (Currently ADOS and ADI-R are the essential tools in NIH National Database for Autism Research.) If time allows, there may be consideration of what should be the minimum diagnostic process described as followed in studies submitted for publication.

Oral Presentations
130 Clinical Phenotype 2
1:15 PM - 3:15 PM - Mancy

1:15 **130.1**
Maternal Resolution of the Child's ASD Diagnosis: Relationship with Maternal Emotional Availability and Child Attachment. S. Dolev^{*1}, D. Oppenheim², N. Koren-Karie² and N. Yirmiya³, (1)The Hebrew University of Jerusalem & Oranim Teacher's College, (2)Haifa University, (3)Department of Psychology and School of Education, The Hebrew University of Jerusalem

Program

- 1:30 **130.2**
Altered tryptophan metabolism in autistic children may account for the paradox of elevated plasma serotonin and depressed central serotonergic function. A. Boasso^{*1}, D. Fuchs², S. J. Spence³, A. Thurm³, G. M. Shearer¹ and S. E. Swedo³, (1) *National Institutes of Health - National Cancer Institute*, (2) *Innsbruck Medical University*, (3) *National Institutes of Health - National Institute of Mental Health*
- 1:45 **130.3**
Relationship between ASD Diagnosis and Developmental, Psychiatric, Medical, and Concurrent Diagnoses or Symptoms in Children Age 8 Years in 2002. S. E. Levy^{*1}, L. C. Lee², E. Giarelli³, L. Schieve⁴, R. S. Kirby⁵, C. Cuniff⁶, J. A. Reaven⁷, J. Nicholas⁸, J. Pinto-Martin³ and C. E. Rice⁴, (1) *Children's Hospital of Philadelphia*, (2) *Johns Hopkins Univ. School of Public Health*, (3) *University of Pennsylvania*, (4) *National Center on Birth Defects and Developmental Disabilities*, (5) *University of Alabama at Birmingham*, (6) *University of Arizona College of Medicine*, (7) *University of Colorado Health Sciences Center*, (8) *Medical University of South Carolina*
- 2:00 **130.4**
The Autism Diagnostic Observation Schedule (ADOS): Standardizing Scores For A Measure Of ASD Severity. K. Gotham^{*}, S. Risi and C. Lord, *University of Michigan Autism and Communication Disorders Center*
- 2:15 **130.5**
Racial and Ethnic Disparities in the Identification of Children with Autism Spectrum Disorders. D. S. Mandell^{*1}, L. D. Wiggins², L. A. Carpenter³, C. DiGuseppi⁴, M. Durkin⁵, E. Giarelli⁶, M. J. Morrier⁷, J. S. Nicholas³, J. Pinto-Martin⁸, P. Shattuck⁸, K. C. Thomas⁹, M. Yeargin-Allsopp¹⁰ and R. S. Kirby¹¹, (1) *University of Pennsylvania School of Medicine*, (2) *Centers for Disease Control and Prevention*, (3) *Medical University of South Carolina*, (4) *University of Colorado, Denver*, (5) *University of Wisconsin-Madison*, (6) *University of Pennsylvania*, (7) *Emory University*, (8) *Washington University*, (9) *University of North Carolina at Chapel Hill*, (10) *Centers for Disease Control & Prevention*, (11) *University of Alabama at Birmingham*
- 2:30 **130.6**
Identifying Very Early Behavioral Predictors of Autism Spectrum Disorder (ASD) in NICU Infants. J. M. Gardner^{*}, B. Z. Karmel, L. D. Swensen, I. L. Cohen, E. M. Lennon, P. M. Kittler, R. L. Freedland, M. J. Flory and E. London, *NYS Institute for Basic Research in Developmental Disabilities*
- 2:45 **130.7**
Associations of Postural Knowledge and Basic Motor Skill With Dyspraxia In Autism: Implication for Abnormalities in Distributed Connectivity and Motor Learning. L. R. Dowell, E. M. Mahone and S. H. Mostofsky^{*}, *Kennedy Krieger Institute*
- 3:00 **130.8**
Immune Comorbidities in Children with Autism Spectrum Disorders. L. A. Croen^{*1}, L. L. Tee¹, B. Fireman¹, A. Leong¹, L. F. Barcellos² and P. Bernal¹, (1) *Kaiser Permanente*, (2) *UC Berkeley School of Public Health*

Oral Presentations

131 Human Genetic Studies

1:15 PM - 3:15 PM - Bourgogne

- 1:15 **131.1**
Further Evidence Supporting Oxytocin Receptor in an Irish Sample. K. Tansey^{*}, R. Anney, L. E. Cochrane, M. Gill and L. Gallagher, *Trinity College Dublin, Ireland*

- 1:30 **131.2**
Autism Associated Alleles Affect the Regulation of the Homeobox Gene, ENGRAILED 2. R. Benayed¹, J. Choi¹, P. G. Matteson¹, N. Gharani², S. Kamdar¹, V. Vieland³, L. Brzustowicz² and J. H. Millonig^{*1}, (1) *UMDNJ-Robert Wood Johnson Medical School*, (2) *Rutgers University*, (3) *The Research Institute at Nationwide Children's Hospital*
- 1:45 **131.3**
Association of familial autism with imprinted locus on 7q32. E. Korvatska^{*} and G. D. Schellenberg, *University of Washington*
- 2:00 **131.4**
Genetic analyses of serotonergic factors in autism. K. Nakamura^{*1}, A. Ayyappan¹, K. Yamada², S. Suda¹, M. Tsujii³, Y. Iwayama², T. Miyachi¹, H. Matsuzaki⁴, K. Tsuchiya¹, T. Sugiyama⁵, N. Takei¹, T. Yoshikawa² and N. Mori¹, (1) *Hamamatsu University School of Medicine*, (2) *RIKEN Brain Science Institute*, (3) *Chukyo University*, (4) *Graduate School of Medicine, Osaka University*, (5) *Aichi Children's Health and Medical Center*
- 2:15 **131.5**
A PPP1R1B Polymorphism is Associated with Risk for Autism Spectrum Disorders in Male-only Affected Sib-pair Families. J. A. Hettinger^{*1}, X. Liu¹, M. Hudson², R. C. Michaelis³, C. E. Schwartz⁴, M. E. S. Lewis⁵ and J. J. A. Holden¹, (1) *Queen's University*, (2) *Queen's University*, (3) *Western Carolina University*, (4) *Greenwood Genetic Center*, (5) *University of British Columbia*
- 2:30 **131.6**
Genomic Instability In Post-Mortem Autistic Brains And Correlation With Gene Expression Levels. R. Sacco^{*1}, B. Boone², K. Garbett³, C. Lintas¹, K. Mirnics³, S. Levy², P. Levitt³ and A. M. Persico¹, (1) *Univ. Campus Bio-Medico*, (2) *Vanderbilt Microarray Shared Resource*, (3) *Vanderbilt Univ.*
- 2:45 **131.7**
CNV Regions Associated with Autism in a Large Icelandic Cohort. R. Fossdal^{*1}, S. Steinberg¹, P. Magnusson², B. Lauth², O. O. Gudmundsson², S. Hreidarsson³, E. Saemundsen³, G. Bjornsdottir¹, H. Einarsdottir¹, H. Stefansson¹, J. Gulcher¹, K. Kristjansson¹, T. E. Thorgeirsson¹ and K. Stefansson¹, (1) *deCODE genetics Inc.*, (2) *Landspítali University Hospital*, (3) *State Diagnostic and Counseling Center*
- 3:00 **131.8**
Family-based genome-wide association study in autism. D. Ma^{*1}, I. Konidari¹, J. Jaworski¹, P. Whitehead¹, H. H. Wright², R. K. Abramson², J. Haines³, M. Cuccaro¹, J. Gilbert¹ and M. Pericak-Vance¹, (1) *Miami institute of human genomics*, (2) *Univ. S. Carolina Sch. Med.*, (3) *Center for Human Genetics*

Oral Presentations

132 Autism Model Systems

3:45 PM - 5:45 PM - Avize-Morangis

- 3:45 **132.1**
A Genetically Accurate Mouse Model of Autism: Disease-linked Point Mutation in Neuroligin-3 Produces Autism-like Behavior in Mice. K. Tabuchi, J. Blundell, M. R. Etherton, R. Hammer, X. Liu, T. Sudhof and C. M. Powell^{*}, *The University of Texas Southwestern Medical Center*
- 4:00 **132.2**
Generation and characterization of Neuroligin-3 knock down mice for Autism Research. G. Y. Wen^{*}, Y. W. Hwang, M. H. Lee, C. Corbo, E. C. Jenkins, S. R. Guariglia and W. T. Brown, *New York State Institute for Basic Research in Developmental Disabilities*

- 4:15 **132.3**
Forebrain Development of Serotonin and Norepinephrine Neurotransmitter Systems is Abnormally Regulated in the Engrailed 2 (En2) Mutant Mouse. L. Lin^{*1}, P. Sonsalla¹, S. Kamdar², J. H. Millonig² and E. DiCicco-Bloom¹, (1)*Robert Wood Johnson Medical School*, (2)*UMDNJ-Robert Wood Johnson Medical School*
- 4:30 **132.4**
Serotonin Transporter Function and Prenatal Stress Interact to Modulate Sociability in Mice. R. M. Smith^{*1}, K. S. Edwards¹, M. R. Tilley¹, H. H. Gu¹, B. S. Givens¹ and D. Q. Beversdorf², (1)*The Ohio State University*, (2)*University of Missouri*
- 4:45 **132.5**
Activity-dependent changes in MeCP2 sub-nuclear localization. M. K. Singleton^{*1}, D. H. Yasui¹, Y. Gwyne¹, K. N. Thatcher¹, A. Kumar², N. C. Schanen² and J. M. LaSalle¹, (1)*University of California, Davis*, (2)*University of Delaware*
- 5:00 **132.6**
Autistic-Like Features In A Mouse Model Of Mecp2 Duplication Syndrome Correlate With Altered Gene Networks. R. C. Samaco^{*1}, C. Mandel-Brehm¹, A. L. Collins² and H. Y. Zoghbi³, (1)*Baylor College of Medicine*, (2)*Duke University Medical Center*, (3)*Baylor College of Medicine and Howard Hughes Medical Institute*
- 5:15 **132.7**
A neurodevelopmental rat model showing social interaction deficit and structural features of autism. R. Rajakumar^{*} and R. Nicolson, *London Health Sciences Centre, Department of Psychiatry*
- 5:30 **132.8**
Pediatric Vaccines Influence Primate Behavior, and Amygdala Growth and Opioid Ligand Binding. L. Hewitson^{*1}, B. Lopresti¹, C. Stott², J. Tomko¹, L. Houser¹, E. Klein¹, C. Castro¹, G. Sackett³, S. Gupta⁴, D. Atwood⁵, L. Blue⁵, E. R. White⁵ and A. Wakefield², (1)*University of Pittsburgh*, (2)*Thoughtful House Center for Children*, (3)*Washington National Primate Research Center*, (4)*University of California - Irvine*, (5)*University of Kentucky*

Oral Presentations
133 Epidemiology 2
3:45 PM - 5:45 PM - Mancy

- 3:45 **133.1**
Update on European Autism Information System Project. A. Ramirez^{*}, *Chiren Therapy Centre - The Hope Project*
- 4:00 **133.2**
Modified Check List Autism In Toddlers: Spanish Version And Validation (MCHAT/ES). M. J. Ferrari^{*1}, R. Canal-Bedia², P. Garcia-Primo¹, L. Boada¹, A. Martinez², E. Garcia-Andrés¹, M. Posada¹, C. Martín-Arribas¹, R. Palomo³, L. Herraes², A. Muñoz² and L. Velayos³, (1)*Carlos III Health Institute*, (2)*SALAMANCA UNIVERSITY*, (3)*Equipo IRIDIA*
- 4:15 **133.3**
Risk for Autism is Increased with Paternal Age in an Iranian Population Sample. R. Sasanfar¹, A. Tolouei², S. Haddad³ and S. L. Santangelo^{*1}, (1)*Harvard Medical School*, (2)*Special Education Organization of Iran*, (3)*Center for Human Genetic Research*
- 4:30 **133.4**
Evidence of autism in a psychiatrically hospitalized sample. L. J. Lawer^{*}, E. S. Brodtkin and D. S. Mandell, *University of Pennsylvania*

- 4:45 **133.5**
Age And Use Of The Early Classification Of The Autism Spectrum Disorders (ASDs) In Multiple Areas Of The United States. C. Rice^{*1}, J. Baio¹, A. Washington¹, J. Nicholas², L. King², L. C. Lee³ and S. Pettygrove⁴, (1)*Centers for Disease Control and Prevention*, (2)*Medical University of South Carolina*, (3)*Johns Hopkins Univ. School of Public Health*, (4)*University of Arizona*
- 5:00 **133.6**
Early-Life Infection and Autism Spectrum Disorder. H. Ó. Atladóttir^{*1}, P. Thorsen¹, L. Østergaard² and E. Parner¹, (1)*Institute of Public Health, University of Aarhus*, (2)*Skejby Hospital*
- 5:15 **133.7**
Environmental Toxicology and Risk Assessment for Autism Phenotypes: A Prospective Study of Children Exposed In Utero to Antiepileptic Drugs. K. M. McVearry^{*1}, D. R. Brost², J. VanMeter¹ and K. J. Meador³, (1)*Georgetown University Medical Center*, (2)*NIH National Institute of Mental Health*, (3)*University of Florida McKnight Brain Institute*
- 5:30 **133.8**
Autism Spectrum Disorders and Antibodies Measured in Neonatal Blood Samples in a California Population. K. Cheslack-Postava^{*1}, C. Newschaffer² and J. K. Grether³, (1)*Johns Hopkins Bloomberg School of Public Health*, (2)*Drexel University School of Public Health*, (3)*California Department of Public Health*

Poster Presentations
134 Treatment Posters 2
1:00 PM - 5:30 PM - Champagne Terrace/Bordeaux

- 2:00 **1 134.1**
Pivotal Response Training Applied To A Grammatically Complex Language: A Case Of Rapid Language Development In A Four-Year-Old Finnish-Speaking Child With Autism. J. Niemi^{*}, *University of Joensuu*
- 2:00 **2 134.2**
Treatment Of Children With Pdd Spectrum Disorders By Combination Of Atypical And COX-2 Inhibitor. (Open Primary Study Of 6 Patients). M. G. Yeghiyan^{*} and N. Israelyan, *Yerevan State Medical University*
- 2:00 **3 134.3**
Prescription Patterns Of Psychotropic Medication Among Patients With Autism Spectrum Disorders. E. Duketis^{*}, M. Bundschuh, E. Herbrecht, M. Holtmann, S. Boelte and F. Poustka, *Department of Child and Adolescent Psychiatry, J.W. Goethe University*
- 3:00 **4 134.4**
The Long Term Effects Of Early Intensive ABA Intervention On Adaptive Behavior And IQ In ASD – A Longitudinal Study On Evidence Based Treatments In Italy. G. Doneddu^{*1}, R. Fadda², L. Ferretti³, G. Saba³, S. Marras³, M. G. Iacolina³ and E. Sitzia³, (1)*Azienda Ospedaliera*, (2)*University of Cagliari*, (3)*Azienda Ospedaliera "G.Brotzu"*
- 3:00 **5 134.5**
Caregiver-Child Relatedness In Autism: What Changes With Intervention?. J. A. Hobson^{*1}, P. Hobson¹, S. Gutstein², A. Ballarani¹ and K. Bargiota¹, (1)*University College London and Tavistock Clinic, London*, (2)*The Connections Center*
- 3:00 **6 134.6**
Intrinsic motivation as a mediating variable in the maintenance and transfer of academic performance in children with autism. S. Lynch^{*}, J. Cameron and W. D. Pierce, *University of Alberta*

Friday – PM

Program

- 2:00 **7 134.7**
Nutritional Quality Of The Gluten-Free And Casein-Free Diet. P. A. Stewart, S. L. Hyman*, J. Foley, R. Peck, U. Cain, C. Stamm and D. D. Morris, *University of Rochester*
- 2:00 **8 134.8**
GrammarTrainer, a software based language intervention. F. Hurewitz*¹ and K. Beals², (1)*Drexel University*, (2)*University of Pennsylvania/Autism Language Therapies*
- 2:00 **9 134.9**
Social Validation of Behavior-Analytic Interventions for Persons With Autism-Spectrum Disorders. D. B. McAdam and J. Breidbord*, *University of Rochester*
- 3:00 **10 134.10**
Targeting Restricted and Repetitive Patterns of Behavior in Children with Autism and Asperger Syndrome. C. E. Lin*, R. L. Koegel, Ph.D. and L. K. Koegel, Ph.D., *University of California, Santa Barbara*
- 3:00 **11 134.11**
Effects of music therapy vs. play session with toys on social behaviors in young children with autism: Sub-group analyses based on differences in age, symptom severity and language skills. J. Kim*¹ and T. Wigram², (1)*Jinah Kim Music Therapy Center for Research and Practice*, (2)*Aalborg University*
- 3:00 **12 134.12**
Pharmacogenetics Of Risperidone Therapy In Autism. C. Correia*¹, J. Almeida², P. Santos³, A. F. Sequeira¹, C. Lobo², T. S. Miguel², R. Santos², G. Oliveira² and A. M. Vicente¹, (1)*Instituto Gulbenkian de Ciência/Instituto Nacional de Saúde Dr. Ricardo Jorge*, (2)*Hospital Pediátrico de Coimbra*, (3)*Instituto Gulbenkian de Ciência*
- 2:00 **13 134.13**
Anxiety and paranoid ideation in Asperger's syndrome. D. J. Hare*, *University of Manchester*
- 2:00 **14 134.14**
Fluoxetine vs. Placebo for Repetitive Behaviors and Global Functioning in Adults with ASDs. L. Soorya*¹, W. Chaplin², E. Anagnostou¹, C. Settapani¹ and E. Hollander¹, (1)*Mount Sinai School of Medicine*, (2)*St John's University*
- 2:00 **15 134.15**
Joint Attention Intervention Outcomes: Language and Social Communication in Young Children with Autism. A. M. Mastergeorge*¹, R. J. Musci², N. T. Patra², D. Thompson³ and D. Benjamin³, (1)*University of California, Davis/M.I.N.D. Institute*, (2)*University of California*, (3)*UC Davis, M.I.N.D. Institute*
- 3:00 **16 134.16**
Effect Of Homeopathic Drugs Therapy in Children with Autism Spectrum Disorder : A Preliminary Study. D. N. Gupta¹, R. Juneja*², D. A. K. Malhotra¹, U. Varma² and D. R. K. Saxena¹, (1)*Nehru Homeopathic Medical College and Hospital, University of Delhi*, (2)*Tamana School of Hope and Autism Research Center*
- 3:00 **17 134.17**
A study of how children with ASD respond inside a virtual reality room. S. Wallace*¹, A. Westbury¹, K. White¹, S. Parsons², K. B. White¹ and A. Bailey¹, (1)*University of Oxford*, (2)*University of Birmingham*
- 3:00 **18 134.18**
Efficacy Of A Cognitive-Behavioral Group Therapy Program On Taiwanese School-Age Children With Asperger's Disorder. C. C. Chao*¹, M. Y. Hsu², Y. Y. Wu², L. C. Wang², Y. H. Huang¹ and W. Y. Huang¹, (1)*Chang Gung University*, (2)*Chang Gung Memorial Hospital*
- 2:00 **19 134.19**
Meta-Evaluation of Comprehensive Model Treatment Programs for Children. S. Odom*¹, B. Boyd², L. Hall³ and K. Hume¹, (1)*University of North Carolina*, (2)*FPG Child Development Institute*, (3)*San Diego State University*
- 2:00 **20 134.20**
Novel Community-Based Early Intervention Program For Autism: One-Year Outcomes. I. M. Smith*¹, C. McCleave², L. Putnam², K. Smith², R. Landry³, D. Chitty² and S. E. Bryson¹, (1)*Dalhousie University*, (2)*IWK Health Centre*, (3)*Cape Breton Regional Hospital*
- 2:00 **21 134.21**
Aripiprazole In Children And Young Adolescents With Pervasive Developmental Disorders: A Naturalistic, Retrospective Study. A. Cosenza*¹, F. Muratori², F. Salvadori¹, R. Tancredi¹ and G. Masi¹, (1)*Scientific Institute*, (2)*Scientific Institute "Stella Maris"*
- 3:00 **22 134.22**
An Evaluation Of Brief Parent Training In Pivotal Response Treatment For Preschoolers With Autism. J. Coolican*¹ and S. Bryson², (1)*Dalhousie University*, (2)*Dalhousie University/IWK Health Centre*
- 3:00 **23 134.23**
Comparing the Effectiveness of Two Commonly Used Discrete Trial Procedures for Teaching Simple Discriminations for Young Children with Autism Spectrum Disorders. A. Gutierrez*¹, M. N. Hale¹, A. J. Fischer¹, J. S. Durocher¹, M. Alessandri¹ and H. A. O'Brien², (1)*University of Miami*, (2)*Nova Southeastern University*
- 3:00 **24 134.24**
Using video modeling for teaching social behavior to children with autism. D. A. Crawford*¹, M. Wójcik² and A. Budziska², (1)*York University*, (2)*Institute for Child Development*
- 2:00 **25 134.25**
Medication Treatment For Attention Deficit Hyperactivity Disorder In Children With Autism Spectrum Disorders. Classification Problems And Evidence From Literature. E. Paliokosta*¹, A. B. Thomson², S. Maltezos¹ and K. Xenitidis¹, (1)*Adult ADHD Service, The Maudsley Hospital*, (2)*Institute of Psychiatry, Kings College London*
- 2:00 **26 134.26**
Language Comprehension In Young Children With Autism Spectrum Disorder: Data From An Early Intervention Study. K. Wittmeyer*¹, B. Rogé¹, C. Mantoulan¹ and G. Magerotte², (1)*Université Toulouse*, (2)*University of Mons-Hainaut*
- 2:00 **27 134.27**
The Behavioural and Developmental Continuum of Autism Interventions: A Systematic Review. V. Smith*, *University of Alberta*
- 3:00 **28 134.28**
Barriers to Successful Training in Positive Behavior Support: Predictors of Attrition and Success. M. L. Zona*¹, K. V. Christodulu², V. M. Durand³ and M. Hieneman³, (1)*The Warren Alpert Medical School of Brown University*, (2)*Center for Autism and Related Disabilities*, (3)*University of South Florida St. Petersburg*
- 3:00 **29 134.29**
Use of Complementary and Alternative Medical Treatments among Individuals with Autism associated with del 15q. M. Petrongolo*¹, D. S. Mandell², K. Lesko¹, B. Finucane³ and S. E. Levy¹, (1)*Children's Hospital of Philadelphia*, (2)*University of Pennsylvania School of Medicine*, (3)*Elwyn*

- 3:00 **30 134.30**
Collateral Gains in Social Communication Skills. J. Suhrheinrich¹, A. B. Cunningham¹, L. Schreiber¹, A. C. Stahmer², R. L. Koegel³ and L. K. Koegel³, (1)*University of California, San Diego*, (2)*Rady Children's Hospital*, (3)*University of California, Santa Barbara*

Poster Presentations

135 Communication Posters 2

1:00 PM - 5:30 PM - Champagne Terrace/Bordeaux

- 4:00 **31 135.1**
Problem behaviour or a communication break down?. K. J. Tait*, *University of New England*
- 4:00 **32 135.2**
Interactions Of Children With Severe Autism. C. L. Pollock*, T. Auburn, J. Clibbens and C. Phillips, *University of Plymouth*
- 4:00 **33 135.3**
Computer Systems for Children with Severe Autism and Learning Difficulty. S. Y. A. Elzouki* and D. Moore, *Leeds Metropolitan University*
- 4:00 **34 135.4**
Gestures Of Infants With Autism, Other Dd, And Typical Development. L. Watson¹, E. Crais¹ and G. Baranek², (1)*University of North Carolina at Chapel Hill*, (2)*University of North Carolina*
- 4:00 **35 135.5**
Impairments in Early Communication Skills in Toddlers with Autism and Williams Syndrome. G. Perminova*, J. Burdukova, A. Kazmin and T. Stroganova, *Moscow State University of Psychology and Education*
- 4:00 **36 135.6**
Gaze Fixation Patterns In ASD: A Pilot Investigation. D. Ostfield¹, K. Cornish¹, L. Tidmarsh² and A. Bertone¹, (1)*McGill University*, (2)*Montreal Children's Hospital*
- 4:00 **37 135.7**
Atypical eye gaze reponse to social and non-social motion stimuli in young children with autism. D. Annaz¹, A. Remington², M. Coleman², R. Campbell², E. Milne² and J. Swettenham², (1)*University of Edinburgh*, (2)*University College London*
- 4:00 **38 135.8**
The Language Proficiency Profile – Nonverbal (LPP-NV): A Measure Of Prelinguistic Communication For Children With Autism. K. McFee¹, J. M. Bebko¹, K. Wells¹ and J. J. Holden², (1)*York University*, (2)*Queen's University*
- 4:00 **39 135.9**
Non communication of pain – Pathognomonic of Autism?. A. Abhyankar*, *TEMHS*
- 4:00 **40 135.10**
The Typical Developmental Order of Social-cognitive Behaviors in Toddlers. N. Inada* and Y. Kamio, *National Center of Neurology and Psychiatry, Japan, National Institute of Mental Health*
- 4:00 **41 135.11**
The effect of story format on narrative fluency in autism. E. McGregor¹ and E. Murphy², (1)*University of Edinburgh*, (2)*St. Andrews University*

- 4:00 **42 135.12**
Gestures and Words in the Early Communication of Infant Siblings of Children with Autism. J. Iverson¹, S. Poulos-Hopkins², B. Winder² and R. H. Wozniak², (1)*University of Pittsburgh*, (2)*Bryn Mawr College*
- 4:00 **43 135.13**
Peekaboo games with affected 6-month-old infant siblings of children with autism. M. Gratié¹, E. Devouche² and A. Rozga³, (1)*Université Paris Ouest (Nanterre - La Defense)*, (2)*Université René Descartes, Paris 5*, (3)*Georgia State University*
- 4:00 **44 135.14**
Timing and communicative quality of gestures in adolescents with high-functioning autism. A. De Marchena* and I. M. Eigsti, *University of Connecticut*
- 4:00 **45 135.15**
Communication skills training in a child with autism: A case example. M. Mongia*, *All India Institute of Medical Sciences, New Delhi, India*

Poster Presentations

136 Cognition Posters 2

1:00 PM - 5:30 PM - Champagne Terrace/Bordeaux

- 2:00 **46 136.1**
Visual Perception And Sense-Making In Intellectual Disability, Autism Spectrum Disorder, And Deafness. J. Maljaars¹, I. Noens², R. Verpoorten³, G. Van Duijn¹ and I. A. Van Berckelaer-Onnes¹, (1)*Leiden University*, (2)*Katholieke Universiteit Leuven*, (3)*Viataal*
- 2:00 **47 136.2**
Executive Functioning in Optimal Outcome Children. M. Rosenthal*, E. Troyb, M. Helt, K. Tyson, I. M. Eigsti and D. Fein, *University of Connecticut*
- 3:00 **48 136.3**
The Difference between High-Functioning Autism, Asperger and Attention-Deficit/Hyperactivity Disorder in Theory of Mind Abilities. Y. H. C. Lin*, C. L. Hsu and Y. H. Chen, *Fu-Jen Catholic University*
- 3:00 **49 136.4**
Further evidence for episodic memory difficulties in individuals with ASD. S. B. Gaigg*, D. M. Bowler and J. M. Gardiner, *City University, London*
- 4:00 **50 136.5**
Spontaneous Allocation of Attention to Faces in Adults with ASD. D. J. Moore*, L. Reidy, J. Francis, J. Reidy and I. Garner, *Sheffield Hallam University*
- 4:00 **51 136.6**
Investigating multiple object tracking capacities in autism using a fully immersive virtual environment. E. M. Hahler¹, D. Tinjust¹, L. Mottron² and J. Faubert¹, (1)*Visual Psychophysics and Perception Laboratory, Université de Montréal*, (2)*Université de Montréal*
- 2:00 **52 136.7**
Implicit Learning of Musical, but not Linguistically-Presented, Steady-State Grammars in ASD. J. L. Ward*, *Goldsmiths College, University of London*
- 2:00 **53 136.8**
Exploring the ability to deceive in children with autism spectrum disorders. A. Li¹, E. Kelley¹, S. Shallwani¹, L. Haberl¹ and K. Lee², (1)*Queen's University*, (2)*University of Toronto*

Program

- 3:00 **54 136.9**
VIQ = PIQ in children with PDD-NOS. L. Ten Hoopen*, E. I. De Bruin and F. Verheij, *Erasmus MC-Sophia Children's Hospital*
- 3:00 **55 136.10**
Impaired temporal reproduction performance in adults with high-functioning autism (HFA). J. S. Martin*¹, D. Bowler² and M. Poirier², (1)*University of Birmingham*, (2)*City University*
- 4:00 **56 136.11**
The Computational Modeling of Perceptual Biases of Children with ASD in Naturalistic Settings. F. Shic*¹, K. Chawarska², D. Lin² and B. Scassellati¹, (1)*Yale University*, (2)*Yale University School of Medicine*
- 4:00 **57 136.12**
Enhanced visual attention and implicit learning of local context in Autism Spectrum Disorders (ASD). A. Kourkoulou*, J. M. Findlay and S. R. Leekam, *University of Durham*
- 2:00 **58 136.13**
A longitudinal study with autistic spectrum disorder children following a structured program of emotion understanding. E. Thommen*¹, A. Guidoux² and M. Pachoux³, (1)*University of Fribourg and University of Applied Sciences WesternSwitzerland of Lausanne, Switzerland*, (2)*University of Fribourg and University of Applied Sciences WesternSwitzerland of Lausanne (EESP), Switzerland*, (3)*Ecole pour Enfants Atteints d'Autisme, Lausanne, Switzerland*
- 2:00 **59 136.14**
The Relationship Between Conceptual Categorization And Social Cognition In Autism. G. Vivanti*¹, A. Nadig² and S. J. Rogers³, (1)*The M.I.N.D Institute, University of California at Davis Medical Center*, (2)*McGill University*, (3)*UC Davis*
- 3:00 **60 136.15**
Orienting to social and non-social stimuli in the early broader autism phenotype. H. Garwood*¹, T. Gliga¹, M. Elsabbagh¹, A. Vollein¹, L. Tucker¹, S. Baron-Cohen², P. F. Bolton³, T. Charman⁴, G. Baird⁵ and M. Johnson¹, (1)*Centre for Brain and Cognitive Development*, (2)*University of Cambridge*, (3)*Institute of Psychiatry*, (4)*UCL Institute of Child Health*, (5)*Guy's Hospital*
- 3:00 **61 136.16**
Driving hazard perception in individuals with ASD. E. Sheppard*, D. Ropar, G. Underwood and E. Van Loon, *University of Nottingham*
- 4:00 **62 136.17**
The Effect of Music on Social Attribution in Autism Spectrum Disorders. A. K. Bhatara*¹, E. M. Quintin², E. Fombonne³ and D. J. Levitin¹, (1)*McGill University; Centre for Interdisciplinary Research in Music Media and Technology (CIRMMT)*, (2)*Université du Québec à Montréal*, (3)*McGill University*
- 4:00 **63 136.18**
Processing Of Social And Non-Social Stimuli In Children With Autism. L. Sepeta*, M. Dapretto, S. Bookheimer and M. Sigman, *UCLA*
- 2:00 **64 136.19**
Habituation Speed and Novelty Preference to Faces Differ in Toddlers with ASD Compared to Infant Siblings, and Controls. E. J. H. Jones*, J. Greenon, K. Toth, G. Dawson and S. J. Webb, *University of Washington*
- 3:00 **66 136.20**
Children with ASD Do Not Spontaneously Integrate Facial Expression and Gaze Direction. H. Akechi*¹, A. Senju², Y. Kikuchi¹, Y. Tojo³, H. Osanai⁴ and T. Hasegawa¹, (1)*The University of Tokyo*, (2)*Birkbeck, University of London*, (3)*Ibaraki University*, (4)*Musashino Higashi Gakuen*
- 3:00 **67 136.21**
Others' Face Does Not Hold Attention in Children with ASD. Y. Kikuchi*¹, A. Senju², H. Akechi¹, Y. Tojo³, H. Osanai⁴ and T. Hasegawa¹, (1)*The University of Tokyo*, (2)*Birkbeck, University of London*, (3)*Ibaraki University*, (4)*Musashino Higashi Gakuen*
- 4:00 **68 136.22**
The Trees in the Wood: Atypical Drawing Strategies in Children with ASD. R. Fukumoto*¹, A. Senju², Y. Tojo³, H. Osanai⁴ and T. Hasegawa¹, (1)*The University of Tokyo*, (2)*Birkbeck, University of London*, (3)*Ibaraki University*, (4)*Musashino Higashi Gakuen*
- 4:00 **69 136.23**
Executive Function Profiles in Children with Autism Spectrum Disorders and Elevated ADHD Symptoms. J. L. Sokoloff¹, D. Shook², K. F. Jankowski¹, B. E. Yerys*¹, G. L. Wallace³, J. James¹, L. Kenealy¹, S. McCracken¹, C. Vaidya² and L. Kenworthy¹, (1)*Children's National Medical Center*, (2)*Georgetown University*, (3)*National Institutes for Mental health*
- 2:00 **70 136.24**
A Point of Departure in the Comparison of Social and Nonsocial Visual Orienting among Persons with Autism Spectrum Disorders. T. Flanagan*¹, D. Brodeur² and J. Burack¹, (1)*McGill University*, (2)*Acadia University*
- 2:00 **71 136.25**
Visuo-Spatial Construction: Task Specific Performance in Children with Fragile X Syndrome and Autism. C. Ballantyne*¹, M. Nunez¹ and L. Riby², (1)*Glasgow Caledonian University*, (2)*University of Northumbria*
- 3:00 **72 136.26**
Self-Referenced Memory Processes in Autism. H. A. Henderson*¹, N. Zahka², A. P. Inge², C. Schwartz², C. Hileman¹, N. Kojkowski¹, D. Coman¹ and P. C. Mundy³, (1)*University of Miami*, (2)*Graduate Student*, (3)*UC Davis*
- 3:00 **73 136.27**
Atypical Spatial Asymmetry Of Frontal Tasks Performance In Young Boys With Autism. N. Pushina*¹, M. Tsetlin¹, T. Stroganova¹ and I. Galuta², (1)*Psychological Institute of the Russian Academy of Education*, (2)*Moscow State University of Psychology and Education*
- 4:00 **74 136.28**
Perception of Static versus Dynamic Emotional Displays in High Functioning Autism. J. Yager*¹, K. Hurd¹, A. Rombough¹, D. Worling² and I. Grace¹, (1)*Simon Fraser University*, (2)*Westcoast Child Development Group*
- 4:00 **75 136.29**
The Cognitive Profile of Women with Autism Spectrum Conditions. E. Ingudomnukul*, S. Baron-Cohen and L. Ruta, *University of Cambridge*
- 3:00 **76 136.30**
Ameliorating Inhibitory Control Abilities In ASD. H. M. Geurts*, *University of Amsterdam*
- 3:00 **77 136.31**
Associations Between Conceptual Reasoning and Adaptive Ability in High Functioning Autism. G. Goldstein*¹, D. L. Williams² and N. J. Minshew³, (1)*VA Pittsburgh Healthcare System*, (2)*Duquesne University*, (3)*University of Pittsburgh School of Medicine*
- 4:00 **78 136.32**
Contextual Learning in Persons with ASD. M. Klinger*, L. Klinger, B. G. Travers and J. Mussey, *University of Alabama*
- 4:00 **79 136.33**
Verbal Learning in Optimal Outcome Children. K. Tyson*¹, M. A. Rosenthal¹, M. Helt¹, E. Troyb¹, I. M. Eigsti¹, L. Naigles¹, R. T. Schultz² and D. Fein¹, (1)*University of Connecticut*, (2)*Children's Hospital of Philadelphia and the University of Pennsylvania*

Poster Presentations

137 Neurophysiology Posters

1:00 PM - 5:30 PM - Champagne Terrace/Bordeaux

- 3:00 **80 137.1**
REM sleep EEG Beta Activity Correlates With Performance On The Embedded Figure Test in Typically Developing Individuals, But Not In Autistic Persons. S. Tessier, C. Bolduc, É. Limoges, É. Ménard, L. Mottron and R. Godbout*, *Hôpital Rivière-des-Prairies*
- 3:00 **81 137.2**
Processing of eye gaze and facial expression in children with Autism Spectrum Disorder – an ERP study. E. Parise*, A. Handl¹ and T. Striano², (1)*Max Planck Institute for Human Cognitive and Brain Sciences*, (2)*Hunter College*
- 3:00 **82 137.3**
Foetal testosterone and autistic traits. B. Auyeung*, S. Baron-Cohen¹, E. Ashwin¹, R. Knickmeyer², K. Taylor³ and G. Hackett⁴, (1)*University of Cambridge*, (2)*University of North Carolina at Chapel Hill*, (3)*Addenbrooke's Hospital*, (4)*Rosie Maternity Hospital*
- 4:00 **83 137.4**
Incidence of overnight EEG abnormality in Down's patients with comorbid diagnosis of autism. M. Chez*, *Sutter Neuroscience Institute, Sacramento; UC Davis Medical Center*
- 4:00 **84 137.5**
N2 and Response Inhibition in Children with High-Functioning Autism. L. Mohapatra*, C. Schwartz², P. C. Mundy³, H. A. Henderson¹, C. Burnette⁴, A. P. Inge² and N. Zakh¹, (1)*University of Miami*, (2)*Graduate Student*, (3)*UC Davis*, (4)*Vanderbilt University*
- 4:00 **85 137.6**
Visual Evoked Potentials to Checkerboards in Adults with ASD. J. M. Numata, K. Merkle, E. J. H. Jones*, M. Murias, E. Aylward, G. Dawson and S. J. Webb, *University of Washington*
- 3:00 **86 137.7**
Illusory Contour Effect in Healthy and Autistic Children. A. Prokofyev*, E. Orekhova², I. Posikera³, A. Morozov⁴, V. Morozov⁴, Y. Obukhov⁴ and T. Stroganova³, (1)*Moscow State University of Psychology and Education*, (2)*Institute of Neuroscience and Physiology, Sahlgrenska Academy, Gothenburg University*, (3)*Psychological Institute of the Russian Academy of Education*, (4)*Institute of Radio Engineering and Electronics of the Russian Academy of Sciences*
- 3:00 **87 137.8**
ERP Correlates Of Perceptual Closure In Adults With High Functioning Autism And Asperger Syndrome. N. Desire*, A. Hosen², L. Mottron¹ and B. Jemel¹, (1)*Hopital Riviere des Prairies/University of Montreal*, (2)*Hopital Riviere des Prairies*
- 3:00 **88 137.9**
Brainstem Transcription Of Speech In Autism Spectrum Disorders. N. M. Russo*, B. L. Trommer, E. E. Skoe, T. G. Nicol, S. G. Zecker, A. R. Bradlow, J. M. Hornickel and N. Kraus, *Northwestern University*
- 4:00 **89 137.10**
Auditory-Visual Multisensory Integration in Autism: an ERP study. A. B. Brandwein*, T. Altschuler², H. Gomes², J. Foxe³ and S. Molholm³, (1)*The Graduate Center of the City University of New York*, (2)*City College of New York*, (3)*Nathan Kline Institute for Psychiatric Research and City College of New York*
- 4:00 **90 137.11**
Electrophysiological Evidence Of Anomalous Auditory-Visual Interactions In Children With Autism. J. Vidal¹, M. H. Giard², F. Bonnet-Brilhaut¹, C. Barthélémy¹ and N. Bruneau*, (1)*University Francois Rabelais de Tours, CHU Bretonneau, INSERM U930*, (2)*INSERM U821*
- 4:00 **91 137.12**
An ERP study of cross-modal integration of speech in typical development and autism spectrum disorder. O. Megnin*, T. Charman, T. Baldeweg, M. De Haan, A. Flitton and C. Jones, *UCL Institute of Child Health*
- 3:00 **92 137.13**
Anterior EEG Asymmetry In Children And Adolescents With High Functioning Autism. A. P. Inge*, P. C. Mundy², H. A. Henderson¹, N. E. Zahka¹, C. Schwartz¹, N. Kojkowski¹, C. Hileman¹, D. Coman³ and L. Mohapatra¹, (1)*University of Miami*, (2)*UC Davis*, (3)*Center for Autism and Related Disabilities*
- 3:00 **93 137.14**
An electrophysiological study of spatial attentional orienting toward emotional faces in autism. I. Giraud*, N. Désiré², A. Hosen², L. Mottron¹ and B. Jemel¹, (1)*Hopital Riviere des Prairies/University of Montreal*, (2)*Hopital Riviere des Prairies*
- 3:00 **94 137.15**
EEG Study Of The Mirror Neuron System In Children With Hfa During Observation And Imitation Of Facial Expressions. R. Raymaekers*, J. R. Wiersema and H. Roeyers, *Ghent University*
- 4:00 **95 137.16**
Neural Correlates Of Emotional Face Processing In Children With Autism. K. Burner*, S. Webb, K. Merkle, M. Murias and G. Dawson, *University of Washington*
- 4:00 **96 137.17**
A Lack of Neurophysiological Responses to Subliminally Presented Fearful Faces in Adults with High-functioning Autism Spectrum Disorders. Y. Kamio*, T. Fujita² and S. Tobimatsu², (1)*National Center of Neurology and Psychiatry, Japan, National Institute of Mental Health*, (2)*Kyushu University*
- 4:00 **97 137.18**
Psychophysiological responses to wide-open eyes in children with autism spectrum disorders. A. Kylliäinen*, S. Wallace², A. Bailey² and J. K. Hietanen¹, (1)*University of Tampere*, (2)*University of Oxford*
- 3:00 **98 137.19**
Neural correlates of processing of familiar and unfamiliar visual stimuli in infants at risk for autism spectrum disorders. C. A. Nelson¹, H. Tager-Flusberg², V. Vogel-Farley¹, A. Levin*, L. M. Casner³ and N. B. Leezenbaum², (1)*Children's Hospital Boston*, (2)*Boston University School of Medicine*, (3)*Boston University*
- 3:00 **99 137.20**
Electrophysiological correlates of processing native and non-native speech contrasts in infants at risk for autism spectrum disorders or language impairment. V. Vogel-Farley*, C. A. Nelson¹, H. Tager-Flusberg², A. Levin¹, L. M. Casner³ and N. B. Leezenbaum², (1)*Children's Hospital Boston*, (2)*Boston University School of Medicine*, (3)*Boston University*
- 3:00 **100 137.21**
An electrophysiological study of auditory-somatosensory integration among persons with Autism Spectrum Disorders. S. Molholm*, N. Russo, H. Gomes, A. Brown-Brandwein, T. Altschuler and J. Foxe, *City College of New York*
- 4:00 **101 137.22**
Electrophysiological Analysis of Empathy and Theory of Mind Function in Children with Autism Spectrum Disorder. J. M. Bai*, D. Asher², O. R. Aragon² and J. A. Pineda², (1)*UIUC*, (2)*UCSD*

Program

- 4:00 **102 137.23**
Neural Correlates Of Verbal And Nonverbal Semantic Integration In Young Children With Autism. J. P. McCleery*¹, R. Ceponiene¹, K. Burner², C. Williams¹, M. Kinnear¹, J. Townsend³ and L. Schreibman¹, (1)University of California, San Diego, (2)University of Washington, (3)UC, San Diego
- 4:00 **103 137.24**
Brain Responses to Temporally Novel Sound in Children with Autism: Evidence for Reduced Involvement of the Right Hemisphere. E. V. Orekhova*¹, T. Stroganova², A. O. Prokofiev², G. Nygren³, C. Gillberg³ and M. Elam¹, (1)Sahlgrenska University Hospital, (2)Psychological Institute of the Russian Academy of Education, (3)Göteborg University
- 3:00 **104 137.25**
Literature Mining For Better Understanding Of Autism. M. Macedoni-Luksic*¹, T. Urbancic², I. Petric² and B. Cestnik³, (1)University Medical Centre Ljubljana, Division of Paediatrics, (2)University of Nova Gorica, (3)Jozef Stefan Institute
- 4:00 **105 137.26**
Epilepsy Impairs In Vitro Thalamic Signal Processing. M. Anderson*, Harvard Medical School/ Beth Israel Deaconess Medical Center
- 4:00 **106 137.27**
EEG Coherence Abnormalities in Autistic Children Triggered by the Processing of Complex Visual Stimuli in Motion. K. M. Martien*¹, P. Grieve², J. Isler², N. Snidman³, J. Kagan³, T. Kenet⁴ and M. Herbert⁵, (1)Massachusetts General Hospital-Harvard Medical School, (2)Columbia College of Physicians and Surgeons, (3)Harvard University, (4)Massachusetts General Hospital, (5)Mass Gen Hosp/Harvard Med School
- 2:00 **111 138.5**
Repetitive Behaviors In Autism: Associated Skills And Behaviors. K. C. Dominick* and H. Tager-Flusberg, Boston University School of Medicine
- 2:00 **112 138.6**
Arousal Modulation during Engagement in Stereotypical and Repetitive Behaviours (SRB's). S. D. Noyce*¹ and D. Messer², (1)London South Bank University, (2)Open University
- 2:00 **113 138.7**
Is There A Subgroup Of Children With Asd Who Have High Rates Of Repetitive Behaviors And High Rates Of Sensory Interests/ Response Abnormalities?. A. V. Hall*¹, R. K. Abramson², R. Gabriels³, J. Agnew³ and H. H. Wright⁴, (1)Univ. S. Carolina Sch. Public Health, (2)Univ. S. Carolina Sch. Med., (3)The Children's Hospital/University of Colorado Health Sciences Center, (4)University of South Carolina
- 2:00 **114 138.8**
What is the relationship between cognitive flexibility and insistence on sameness behaviour in autism?. W. Mandy*¹, J. Gilmour¹, S. Kamboj¹ and D. H. Skuse², (1)University College London, (2)Institute of Child Health
- 2:00 **115 138.9**
Memory, Rule, And Arithmetic In Calendar Calculation: What Can We Learn From A Proto-Savant?. M. A. Thioux*¹, C. Klaiman² and R. Schultz³, (1)University Medical Center Groningen, (2)Children's Health Council, (3)Yale Child Study Center

Poster Presentations

138 Repetitive Behaviour Posters

1:00 PM - 5:30 PM - Champagne Terrace/Bordeaux

- 2:00 **107 138.1**
Validation of a clinical scale for restricted and repetitive behaviours in autism spectrum disorders. Y. Bourreau*, S. Roux, M. Gomot, F. Bonnet-Brilhault and C. Barthélémy, University Francois Rabelais de Tours, CHU Bretonneau, INSERM U930
- 2:00 **108 138.2**
Frontostriatal Functions Examined With Oculomotor Tasks Are Associated With Restricted And Repetitive Behaviors In Autism. M. W. Mosconi*¹, A. Seidenfeld¹, M. Kay¹, S. Guter², L. D. Stanford¹ and J. A. Sweeney¹, (1)University of Illinois at Chicago, (2)Institute for Juvenile Research
- 2:00 **109 138.3**
Repetitive Behaviors and Intense Interests in High-Functioning ASD. L. Anthony*¹, G. Wallace², B. Yerys¹, J. James¹, S. McCracken³, A. DellaRosa¹, B. Harrison¹ and L. Kenworthy¹, (1)Children's National Medical Center, George Washington University, (2)National Institutes for Mental health, (3)Children's National Medical Center
- 2:00 **110 138.4**
Repetitive Behaviors And Salivary Cortisol In Children With Autism Spectrum Disorders: Pilot Study. R. Gabriels*¹, K. Holt¹, J. Agnew¹, A. Reynolds¹, K. Sherwood², M. Goldstein², Z. Pan¹ and M. Laudenslager², (1)The Children's Hospital/University of Colorado Denver School of Medicine, (2)University of Colorado Denver School of Medicine

Saturday 17th May – AM

8.00 – 8.30 am	Breakfast + Registration (Chablis)		
8.30 – 8.45 am	Introduction + Simon's Foundation Sponsorship (Cremant)		
8.45 – 9.45 am	Keynote speaker: John Constantino "The BAP and the New Genetics of Familial and Non-Familial Autism" (Cremant)		
9.45 – 10.15 am	Coffee (Chablis)	Poster Presentations (8.30 am – 1.00 pm) Services Posters 2 Brain Imaging Posters 2 Social Function Posters 2 Clinical Phenotype Posters 2 (Champagne Terr/Bordeaux)	
10.15 am – 12.15 pm	Invited Educational Symposium "Role of Environment in ASDs" Organizer: Craig Newschaffer (Avize-Morangis)	Oral Presentations Evoked Response Potentials (Mancy)	Oral Presentations Cognition 2 (Bourgogne)

Breakfast and Registration
8:00 AM – 8:30 AM - Chablis

Keynote Address
139 The Broader Autism Phenotype and the new genetics of familial and non-familial autism
8:30 AM - 9:45 AM - Cremant

Speaker: J. N. Constantino *Washington University School of Medicine*

New discoveries in molecular genetics are changing the landscape of our understanding of the causes of autism. In familial autism, it is common (significantly more so than in the general population) for clinically-unaffected male family members to exhibit features of what is known as the broader autism phenotype (BAP). This may not be true for females or for non-familial autism. The implications of the BAP for understanding the biology of autism are potentially profound. This presentation will cover recent scientific findings on the clinical, genetic, neurobiologic and epidemiologic features of the BAP, how it relates to other autism endophenotypes, and how quantitative characterization of the BAP can aid in the search for core genetic and neurobiologic components of autistic syndromes.

- 8:30 **139.1**
Introductory Remarks: Simons Foundation.
- 8:45 **139.2**
Keynote Address.

Coffee 9:45 AM – 10:15 AM - Chablis

Invited Educational Symposia
140 Investigating Links Between Autism and the Environment
10:15 AM - 12:15 PM - Avize-Morangis

Organizer: C. Newschaffer *Drexel University School of Public Health*

Speakers: E. Roberts¹, B. Eskenazi², I. Hertz-Picciotto³, A. M. Persico⁴ (1) *California Department of Public Health*, (2) *University of California Berkeley*, (3) *University of California at Davis*, (4) *Univ. Campus Bio-Medico*

Although a strong heritable component to autism risk has been known for decades, there is now great interest in determining whether there are also important environmental risk factors. The impetus to search for environmental factors has been generated by concern over rising autism prevalence, but also evidence showing phenotypic discordance in monozygotic twins and epidemiologic evidence linking rare xenobiotic exposures to autism. This symposium will provide the current thinking from the fields of environmental health science, epidemiology, and genetics relevant to investigation of potential environmental risk factors for autism. Presenters will review existing evidence, describe current research rationales and approaches, and offer informative examples from their work.

- 10:15 **140.1**
Session Introduction. C. Newschaffer*, *Drexel University School of Public Health*
- 10:25 **140.2**
Epidemiologic Designs for Studying Environmental Factors in Autism. I. Hertz-Picciotto*, *University of California at Davis*
- 10:50 **140.3**
Importance of a Pathophysiological Foundation To Environmental Research In Autism: On Thimerosal, Vaccines, and More. A. Persico*, *Univ. Campus Bio-Medico*
- 11:15 **140.4**
Relationship of pesticide exposure and pervasive developmental disorder. B. Eskenazi*¹, A. Marks¹, K. Harley¹, K. Kogut¹, C. Johnson², A. Bradman¹, N. Holland¹ and D. Barr³, (1) *University of California Berkeley*, (2) *Private Practice*, (3) *Centers for Disease Control*
- 11:40 **140.5**
Environmental Research on Autism Based on Administrative Data Linkage. E. Roberts*, *California Department of Public Health*

Oral Presentations
141 Evoked Response Potentials
10:15 AM - 12:15 PM - Mancy

- 10:15 **141.1**
Neural Correlates Of Perceptual Expertise In Autism. J. McPartland*¹, C. Bailey¹, R. T. Schultz² and A. Klin¹, (1) *Yale Child Study Center*, (2) *Children's Hospital of Philadelphia and the University of Pennsylvania*
- 10:30 **141.2**
Children With Autism Show Atypical Early Response to Novel Tactile Stimuli Using Magnetoencephalography (MEG). E. Marco*, K. Khatibi, A. M. Findlay, Z. Zhu, M. Arroyo, S. Vinogradov, H. E. Kirsch, B. Siegel and S. Nagarajan, *University of California, San Francisco*

Saturday – AM

Program

- 10:45 **141.3**
Audiovisual integration of emotional signals and its interaction with attention in Autism Spectrum Disorder. M. Magnee*¹, B. De Gelder², H. Van Engeland³ and C. Kemner⁴, (1)*University Medical Center Utrecht*, (2)*Tilburg University*, (3)*University Medical Center-Utrecht*, (4)*Universiteit Maastricht*
- 11:00 **141.4**
Spatial Frequency Processing in 3- and 4-year-olds with Autism Spectrum Disorder (ASD). P. H. J. M. Vlamings* and C. Kemner, *Universiteit Maastricht*
- 11:15 **141.5**
Group Differences and Individual Differences in the N170 ERP Component in Autism. C. Hileman*¹, L. C. Newell², M. Jaime¹, H. A. Henderson¹ and P. C. Mundy³, (1)*University of Miami*, (2)*Indiana University of Pennsylvania*, (3)*UC Davis*
- 11:30 **141.6**
MEG Investigations of Neural Synchrony: Speech Sound Processing in Children with Autistic Disorder, their Unaffected Siblings, and Typically Developing Controls. A. L. Isenberg*, M. A. Spence and N. M. Gage, *University of California, Irvine*
- 11:45 **141.7**
N400 Responses to Final Words during Sentence Reading in Individuals with Autism: A MEG Study. B. Ahtam*, S. Braeutigam and A. Bailey, *University of Oxford*
- 12:00 **141.8**
Abnormal Auditory Information Processing In Young Children With Autism. F. C. L. Donkers*¹, O. Van der stelt², N. Lucena¹, J. E. Lorenzi¹, G. T. Baranek¹ and A. Belger¹, (1)*University of North Carolina at Chapel Hill*, (2)*Otto-von-Guericke University*

Oral Presentations

142 Cognition 2

10:15 AM - 12:15 PM - Bourgogne

- 10:15 **142.1**
Can Executive Failure Explain the Social Symptoms of Autism?. S. White*¹, E. Hill² and U. Frith¹, (1)*University College London*, (2)*Goldsmiths, University of London*
- 10:30 **142.2**
Perception of Physical and Social Contingencies in Infants with Autism. D. Lin*, G. Ramsay, W. Jones and A. Klin, *Yale School of Medicine*
- 10:45 **142.3**
Reduced top-down modulation in autism: The role of prior knowledge in the visual perception of fragmented pictures. E. Loth*¹ and F. Happé², (1)*University of Cambridge*, (2)*Institute of Psychiatry, Kings College London*
- 11:00 **142.4**
Failure On Task-Switching Performance In ASD Depends On Working Memory And Not Attentional Shifting. B. López*¹ and G. Stoet², (1)*University of the West of England*, (2)*University of Leeds*
- 11:15 **142.5**
Altered face scanning and impaired recognition of biological motion in 2-year-olds with autism. A. Klin*¹ and W. Jones², (1)*Yale Child Study Center*, (2)*Yale School of Medicine*

- 11:30 **142.6**
Impaired Disengagement and its Relationship to Temperament in Infants at High Risk for ASD. S. E. Bryson*¹, N. Garon², J. Brian³, I. M. Smith¹, T. McCormick², W. Roberts⁴, P. Szatmari⁵ and L. Zwaigenbaum⁶, (1)*Dalhousie University*, (2)*IWK Health Centre*, (3)*Hospital for Sick Children*, and *Bloorview Kids Rehab*, (4)*University of Toronto*, (5)*Offord Centre for Child Studies, McMaster University*, (6)*University of Alberta*
- 11:45 **142.7**
Impaired Face Recognition in Parents and Siblings of Children with ASD: a Differential Sex Effect. D. H. Skuse, G. Salter and A. Seigal*, *Institute of Child Health*
- 12:00 **142.8**
Are ADHD Traits Dissociable From the Autistic Profile? Links Between Cognition and Behaviour. C. Ames*¹ and S. White², (1)*Social, Genetic and Developmental Psychiatry Centre*, (2)*University College London*

Poster Presentations

143 Services Posters 2

8:30 AM - 1:00 PM - Champagne Terrace/Bordeaux

- 10:00 **1 143.1**
Impact Of Autism Intervention Instruction On Teacher Practice. L. H. Sullivan*¹, A. Mastergeorge¹, K. Jennifer¹ and P. Schetter², (1)*University of California, Davis*, (2)*Autism and Behavior Training Associates*
- 10:00 **2 143.2**
Research to Real World: Effective Dissemination of Evidence-Based Practice to Community Programs for Children with Autism Spectrum Disorders. S. Dufek*¹, L. Schreiber¹ and A. Stahmer², (1)*University of California, San Diego*, (2)*Rady Children's Hospital*
- 12:00 **3 143.3**
Access to substance abuse treatment among adults with and without autism. E. M. Slayter*, *Salem State College*
- 12:00 **4 143.4**
Comparison of the Original and Revised ADOS Algorithms in a Children's Community Mental Health Clinic. C. Roncadin*¹, S. Berry¹, W. Roberts², J. Brian² and L. Zwaigenbaum³, (1)*Peel Children's Centre*, (2)*Hospital for Sick Children*, (3)*University of Alberta*
- 10:00 **5 143.5**
Identification of Children with Autism Spectrum Disorders (ASDs) by the Ages and Stages Questionnaires (ASQ). R. Nickel*¹, K. Murphy², K. Grant¹ and J. Squires², (1)*Child Development and Rehabilitation Center, Oregon Health & Science University*, (2)*University of Oregon*
- 10:00 **6 143.6**
Symptom diversity, level, and frequency in children with autism spectrum disorder as predictors of maternal well-being. N. Ekas* and T. L. Whitman, *University of Notre Dame*
- 12:00 **7 143.7**
Identity and disability-understanding of children who have a sibling with Autism. S. Takura*, *Nagoya University*
- 12:00 **8 143.8**
An Evaluation of a Resource Book for Parents of Children Newly Diagnosed with Autism Spectrum Disorder. J. Mulligan*, D. B. Nicholas, L. Steel and R. MacCulloch, *The Hospital for Sick Children*

- 10:00 **9 143.9**
Rising autism trends in an Indian inpatient population- a pilot study. M. Prabhuswamy*¹, R. Jairam², S. Srinath¹, S. Girimaji¹ and S. Seshadri¹, (1)*National Institute of Mental Health and Neuro Sciences (NIMHANS)*, (2)*Gna Ka Lun, Campbelltown Hospital*
- 10:00 **10 143.10**
How do families face the disclosure of an autism diagnosis? A pilot survey among families of children with autism spectrum disorder. T. Miyachi*¹, M. Kamiya², Y. Yoshihashi¹ and M. Tsujii¹, (1)*Osaka-Hamamatsu Joint Center for Child Mental Development*, (2)*Osaka-hamamatsu Joint Center for Child Mental Development*
- 12:00 **11 143.11**
Shifting Roles: The Lived Experience of Mothers of Children with Autism. D. B. Nicholas*, *The Hospital for Sick Children*
- 12:00 **12 143.12**
Perceived Negative Impact Over Time In An African American And Caucasian Sample. T. Carr*¹, S. L. Bishop², D. K. Anderson¹ and C. Lord¹, (1)*University of Michigan Autism and Communication Disorders Center*, (2)*Waisman Center, University of Wisconsin-Madison*
- 10:00 **13 143.13**
Community Interventions for Autism 1998-2003: Did We Meet the Guidelines?. L. M. Elder*¹, A. M. Estes, G. Dawson and J. Munson, *University of Washington*
- 10:00 **14 143.14**
The relationship of religiosity, stress, depression, affect, and well-being in mothers of children with autism spectrum disorder. T. L. Whitman and N. Ekas*, *University of Notre Dame*
- 12:00 **15 143.15**
Development of the Controllability of Behavior Questionnaire to assess parent beliefs about their HFA child's ability to control symptomatic and comorbid behaviors. N. Zahka*¹, A. Inge¹, C. Schwartz¹, D. Coman¹, N. Kojkowski¹, C. Hileman¹, L. Mohapatra¹, H. Henderson¹ and P. C. Mundy², (1)*University of Miami*, (2)*UC Davis*
- 12:00 **16 143.16**
Using "Scalable" Models To Improve Access To Autism Services: Successes And Challenges. D. S. Murray*¹, P. Manning-Courtney² and C. Luzader³, (1)*Cincinnati Children's Hospital / University of Cincinnati*, (2)*Cincinnati Children's Hospital/ University of Cincinnati*, (3)*Cincinnati Children's Hospital Medical Center*
- 10:00 **17 143.17**
Puberty and Relationships 101: A Guide to Growing Up for High Functioning Adolescent Males with Autism Spectrum Disorders. M. Roth and S. Nichols*, *NSLIJ Health System*
- 10:00 **18 143.18**
Accuracy Of Family Doctors As Compared To Medical Specialists In Predicting The Presence Of An Autism Spectrum Disorder In Children And Youth. K. Kalynchuk*¹, V. Dua² and S. Wellington², (1)*Sunny Hill Health Centre part of British Columbia's Children's Hospital*, (2)*University of British Columbia*
- 12:00 **19 143.19**
British Columbia Autism Assessment Network: A New Service Delivery Model. S. Wellington*¹, K. Kalynchuk² and V. Dua¹, (1)*University of British Columbia*, (2)*Sunny Hill Health Centre part of B.C. Children's Hospital*
- 12:00 **20 143.20**
Design of Interactive Visual Scheduling Systems. S. J. Kaufman*, D. J. Patterson and G. R. Hayes, *University of California, Irvine*
- Poster Presentations**
- 144 Brain Imaging Posters 2**
8:30 AM - 1:00 PM - Champagne Terrace/Bordeaux
- 11:00 **21 144.1**
Spectral and Temporal Auditory Processing in Autism: An fMRI Study. F. Samson*¹, T. A. Zeffiro², I. Soulieres³, P. Ahad⁴, A. Mendrek⁵ and L. Mottron⁶, (1)*University of Montréal / Hôpital Rivière-des-Prairies*, (2)*Neural Systems Group, Massachusetts General Hospital*, (3)*Massachusetts General Hospital/ Harvard Medical School*, (4)*McGill University*, (5)*University of Montreal*, (6)*Hopital Rivière des Prairies*
- 11:00 **22 144.2**
Diffusion tensor imaging in autism and Asperger Syndrome: evidence for impairment of long range white matter integrity. W. Groen*¹, M. Zwiers², R. J. Van der Gaag¹ and J. Buitelaar³, (1)*University Medical Center St Radboud*, (2)*FC Donders Centre for Cognitive Neuroscience*, (3)*Radboud University Nijmegen Medical Centre*
- 12:00 **23 144.3**
Neural Substrates of Simple and Complex Emotion Recognition in Autism: An fMRI study. J. Goldberg*, K. A. Doyle, P. Szatmari and G. B. Hall, *McMaster University*
- 12:00 **24 144.4**
MEG study of Cortical Coherence in Autism. T. Kenet*¹, E. Orekhova², N. Shetty¹, A. K. Lee¹, M. Vangel¹, M. R. Herbert¹ and D. Manoach¹, (1)*Massachusetts General Hospital / Harvard Medical School*, (2)*Institute of Neuroscience and Physiology, Sahlgrenska Academy, Gothenburg University*, and *Massachusetts General Hospital, Boston*
- 12:00 **25 144.5**
The Early Social Brain – fMRI of Auditory Emotional Processing in Infants. A. B. Thomson*, D. A. Sauter, A. Simmons, M. J. Brammer, F. Happé and D. G. Murphy, *Institute of Psychiatry, Kings College London*
- 11:00 **26 144.6**
Can the EQ and SQ-R Be Used to Predict Structural Differences in Cognitive Styles?. S. A. Sadek*¹, B. Chakrabarti¹, M. V. Lombardo¹, G. Pasco¹, S. J. Wheelwright¹, E. Bullmore², J. Suckling², D. G. Murphy³, A. Bailey⁴, S. Baron-Cohen¹ and T. MRC AIMS Consortium⁵, (1)*Autism Research Centre, University of Cambridge*, (2)*Brain Mapping Unit, University of Cambridge*, (3)*Institute of Psychiatry, Kings College London*, (4)*University of Oxford*, (5)*University of Cambridge; Institute of Psychiatry, King's College London; University of Oxford*
- 11:00 **27 144.7**
Atypical White Matter Microstructure In Autism And Asperger's Syndrome. E. B. Barbeau*¹, T. A. Zeffiro², I. Soulieres³, G. Strangman², A. Mendrek⁴ and L. Mottron⁵, (1)*University of Montreal / Riviere-des-Prairies Hospital*, (2)*Neural Systems Group, Massachusetts General Hospital*, (3)*Massachusetts General Hospital/ Harvard Medical School*, (4)*University of Montreal*, (5)*Université de Montréal*
- 12:00 **28 144.8**
An imaging study of Theory of Mind: How is the 'network' affected in ASD?. S. J. Carrington*, M. Rushworth and A. Bailey, *University of Oxford*

Program

- 12:00 **29 144.9**
Learning To Detect Lies In Autism. S. E. Schipul*¹, D. L. Williams², T. A. Keller¹, R. K. Kana³, N. J. Minshew⁴ and M. A. Just¹, (1)*Center for Cognitive Brain Imaging, Carnegie Mellon University*, (2)*Duquesne University*, (3)*University of Alabama, Birmingham*; *Carnegie Mellon University*, (4)*University of Pittsburgh School of Medicine*
- 12:00 **30 144.10**
Magnetic Resonance Spectroscopy and Metabolomics of the Autistic Brain. L. Karstens¹, A. Sierra², I. Pelczer¹ and M. Maletic-Savatic*², (1)*Princeton University*, (2)*Stony Brook University*
- 11:00 **31 144.11**
Abnormal Functional Connectivity During Baseline Relates to Social Symptom Severity In Autism Spectrum Disorders. J. A. Lee*¹, S. J. Peltier¹, S. J. Weng¹, C. Fulton¹, S. Risi¹, C. Lord² and C. S. Monk¹, (1)*University of Michigan*, (2)*University of Michigan Autism and Communication Disorders Center*
- 11:00 **32 144.12**
Lateralisation of Perisylvian Pathways with Age in Asperger's Syndrome – a Cross-sectional DTI Study. L. Pugliese*, A. B. Thomson, E. Daly, M. Catani and D. G. Murphy, *Institute of Psychiatry, Kings College London*
- 12:00 **33 144.13**
Neurofunctional correlates of everyday life relevant social cognition in adults with autism spectrum conditions. I. Wolf*, I. Dziobek, J. Kirchner, C. Yang, S. Schneider and H. Heekeren, *Max-Planck-Institute for Human Development*
- 12:00 **34 144.14**
Functional neuroimaging of set shifting in children with Autism Spectrum Disorder (ASD). K. M. Mak-Fan*¹, D. Morris², W. Roberts¹ and M. J. Taylor², (1)*University of Toronto*, (2)*Hospital for Sick Children*
- 12:00 **35 144.15**
Motion perception in autistic disorders: a functional MRI study. C. M. Freitag*, M. Häberlen, C. Kleser and C. Krick, *Saarland University Hospital*
- 11:00 **36 144.16**
Neural Connectivity in Autism: A Systematic Review of the Neuroimaging Data. W. M. Rafelson*¹, J. McCleery¹, E. Hubbard² and C. Nelson¹, (1)*Harvard Medical School*, (2)*INSERM*
- 11:00 **37 144.17**
Noradrenergic Modulation of Effective Connectivity in Autism Spectrum Disorder. A. Narayanan*¹, C. White¹, S. Saklayen¹, A. Abduljalil¹, P. Schmalbrock¹ and D. Q. Beversdorf², (1)*The Ohio State University*, (2)*University of Missouri*
- 12:00 **38 144.18**
The Neural Circuitry of Social Reward in Autism Spectrum Disorders. S. J. Weng*¹, J. A. Lee¹, H. M. C. Louro¹, H. Zucker¹, C. Fulton¹, S. Risi², C. Lord² and C. S. Monk¹, (1)*University of Michigan, Ann Arbor*, (2)*University of Michigan Autism and Communication Disorders Center*
- 12:00 **39 144.19**
Analysis of the Basal Ganglia Morphometry in Autism Using Large Deformation Diffeomorphic Metric Mapping (LDDMM). D. Crocetti¹, A. Qui², M. C. Adler¹, M. I. Miller² and S. H. Mostofsky*¹, (1)*Kennedy Krieger Institute*, (2)*Johns Hopkins University*
- 12:00 **40 144.20**
Neural Correlates Of Greater Dualtasking Costs In Autism: An fMRI Study Of Two Unrelated Tasks. S. R. Damarla*¹, T. A. Keller², R. K. Kana³, D. L. Williams⁴, C. Prat¹, N. J. Minshew⁵ and M. A. Just¹, (1)*Carnegie Mellon University*, (2)*Center for Cognitive Brain Imaging, Carnegie Mellon University*, (3)*University of Alabama, Birmingham*; *Carnegie Mellon University*, (4)*Duquesne University*, (5)*University of Pittsburgh School of Medicine*
- 11:00 **41 144.21**
Activation of the Fusiform Face Area in Response to Implicit Social Semantic Attributions. M. South*¹, D. Grupe² and R. T. Schultz³, (1)*Brigham Young University*, (2)*Yale University*, (3)*Children's Hospital of Philadelphia and the University of Pennsylvania*
- 11:00 **42 144.22**
Self Responses Along Cingulate Cortex Reveal Quantitative Neural Phenotype For High Functioning Autism. P. Chiu*¹, A. Kayali¹, K. Kishida¹, D. Tomlin¹, L. Klinger², M. Klinger² and R. Montague¹, (1)*Baylor College of Medicine*, (2)*University of Alabama*
- 12:00 **43 144.23**
Age-Related Changes In Corpus Callosum Microstructure. M. DuBray*¹, A. Alexander², J. E. Lee², M. Lazar³, A. Froehlich¹, N. Lange⁴, E. Bigler⁵ and J. Lainhart¹, (1)*University of Utah*, (2)*University of Wisconsin*, (3)*New York University School of Medicine*, (4)*Laboratory for Statistical Neuroimaging McLean Hospital*, (5)*Brigham Young University*
- 12:00 **44 144.24**
Neural Correlates Of Coherent And Biological Motion Perception Deficits In Autism. K. Koldewyn*¹, D. Whitney¹ and S. M. Rivera², (1)*Center for Mind and Brain, UC Davis*, (2)*M.I.N.D. Institute, UC Davis*
- 12:00 **45 144.25**
fMRI evidence of reduced emotional face processing automaticity in autism spectrum disorders. N. M. Kleinhans*, T. R. Richards, C. Johnson, J. Greenson, G. Dawson and E. H. Aylward, *University of Washington*

Poster Presentations

145 Social Function Posters 2

8:30 AM - 1:00 PM - Champagne Terrace/Bordeaux

- 10:00 **46 145.1**
A Pilot Study of Social Cognition Training for Adults with High-Functioning Autism. T. D. Perry*¹, L. M. Turner Brown², G. Dichter², D. L. Roberts¹, J. W. Bodfish³ and D. L. Penn¹, (1)*University of North Carolina at Chapel Hill*, (2)*University of North Carolina*, (3)*University of North Carolina - Chapel Hill*
- 10:00 **47 145.2**
Promoting social play skills in children with autism using video modeling. C. K. Nikopoulos*¹ and M. Keenan², (1)*Brunel University*, (2)*University of Ulster*
- 11:00 **48 145.3**
General and specific indicators of social cognition: the role of joint attention skills for children with ASD. L. J. Bornholt*, *Watervale Systems*
- 11:00 **49 145.4**
From classic Asperger Syndrome to schizoid Asperger Syndrome. P. Gorczyca* and A. Kapinos-Gorczyca, *Medical University of Silesia*
- 12:00 **50 145.5**
Fear Of Negative Close Versus Public Social Judgement In Mothers Of Children With Autism Spectrum Disorders. A. Rombough*¹, K. Hurd¹, C. Pederson², T. Elfers¹, J. Yager¹ and G. Iarocci¹, (1)*Simon Fraser University*, (2)*Kwantlen University College*
- 12:00 **51 145.6**
A Longitudinal Investigation of Behavioral Abnormalities in Autism. J. M. Phillips* and A. Y. Hardan, *Stanford University*

- 10:00 **52 145.7**
Novel Wearable Apparatus For Quantifying And Reliably Measuring Social-Emotional Expression Recognition In Natural Face-To-Face Interaction. A. Teeters¹, R. El Kaliouby^{*1}, M. Goodwin², M. Shandell¹ and R. W. Picard¹, (1)*Massachusetts Institute of Technology*, (2)*The Groden Center, Inc.*
- 10:00 **53 145.8**
A New Predictor of Stress in Mothers of Children with Autism. K. Hurd^{*1}, C. Pedersen², J. Yager¹, A. Rombough¹ and G. Iarocci¹, (1)*Simon Fraser University*, (2)*Kwantlen University*
- 11:00 **54 145.9**
Development Of A New Toolkit Enabling Wearable Wireless Autonomic Nervous System Communication For Persons On The Autism Spectrum. R. W. Picard^{*1}, M. Goodwin², R. Fletcher¹, H. Eydgahi¹, C. Williams¹, A. Marecki¹, C. H. J. Lee¹, R. Morris¹, K. Kim¹, S. Mota¹ and R. El Kaliouby¹, (1)*Massachusetts Institute of Technology*, (2)*The Groden Center, Inc.*
- 11:00 **55 145.10**
Comparison of production of facial expressions by children with and without Autism. A. Biswas^{*1}, P. Mitchell² and O. Pascalis¹, (1)*University of Sheffield*, (2)*University of Nottingham*
- 12:00 **56 145.11**
Social responsiveness associated with psychopathology: a community-based study. S. Unal^{*1}, C. Dedeoglu¹, B. Taskin¹ and M. Y. Yazgan², (1)*Guzel gunler saglik hizmetleri*, (2)*Marmara Universitesi Tip Fakultesi*
- 12:00 **57 145.12**
Validating a Japanese version of the Ritvo Autism and Asperger's Diagnostic Scale: a pilot study. K. Matsumoto^{*1}, K. J. Tsuchiya¹, E. R. Ritvo² and M. Tsujii³, (1)*Hamamatsu University School of Medicine*, (2)*UCLA School of Medicine*, (3)*Osaka-hamamatsu Joint Center for Child Mental Development*
- 10:00 **58 145.13**
Attachment Behaviors in Young Children with Autism Spectrum Disorders: An Examination of Factors Associated with Separation and Reunion. R. L. Grzadzinski^{*1}, A. G. Spencer¹, R. Luyster² and C. Lord¹, (1)*University of Michigan Autism and Communication Disorders Center*, (2)*Autism Consortium*
- 10:00 **59 145.14**
Symptom dimension in ASD. A study based on ADI-R and ADOS-G factor analyses. R. Iglizzo^{*1}, B. Parrini, R. Tancredi, A. Battaglia, C. Pecini and F. Muratori, *I.R.C.C.S. Stella Maris*
- 11:00 **60 145.15**
Changes In Various Clinical Measures In Patients With Asperger Disorder And PDD-NOS. Effects Of A Group Treatment. O. F. * L. S. ; V. M. ; P. O. ; C. R. ; C. Ojados^{*}, *Clinic Hospital (Barcelona)*
- 11:00 **61 145.16**
Mother-Child Interactions Predict One-Year Changes in Autism Symptoms and Co-occurring Problems in Toddlers with an Autism Spectrum Disorder. S. A. Grossman^{*1}, A. S. Carter² and K. Wachtel², (1)*Boston University*, (2)*University of Massachusetts Boston*
- 12:00 **62 145.17**
Assessment of social competence by preschool teachers in children with the Autism Spectrum Disorder. J. Kodric^{*}, P. Lesnik Musek, D. Gosar and M. Macedoni-Luksic, *University Medical Centre Ljubljana, Division of Paediatrics, Department of Neurology*
- 12:00 **63 145.18**
Behavioral Observations Of Children's Responses To Others' Distress Predict Teacher Ratings Of Social Abilities. A. C. Kemp^{*1}, M. Siller¹, T. Hutman², P. Chan¹ and M. Sigman², (1)*Hunter College/ City University of New York*, (2)*UCLA*
- 10:00 **64 145.19**
Action Prediction in Individuals with Autism Spectrum Disorder. V. Lee^{*}, E. Kelley and J. R. Flanagan, *Queen's University*
- 10:00 **65 145.20**
The Autism-Spectrum Quotient and its relationships with Emotional Intelligence and the Broader Autism Phenotype Questionnaire. M. Stewart^{*1}, A. Fugard², L. Downey³, C. Stough³ and E. Austin², (1)*Heriot-Watt University*, (2)*University of Edinburgh*, (3)*Swinburne University*
- 11:00 **66 145.21**
Gender Differences in Autistic Spectrum Disorders. R. Chilvers^{*1}, W. Mandy¹, A. Seigal¹, G. Salter¹, U. Chowdhury² and D. H. Skuse¹, (1)*Institute of Child Health*, (2)*Dunstable Health Centre*
- 11:00 **67 145.22**
Emotion Regulation in Children with and without Autism: The Contribution of Temperament, Executive Function, and Sensory Experiences. L. B. Jahromi^{*1} and S. E. Ober-Reynolds², (1)*Arizona State University*, (2)*Southwest Autism Research & Resource Center (SARRC)*
- 12:00 **68 145.23**
Visual Attention In Young Children With Autism Spectrum Disorders. L. B. Swineford, L. Book^{*}, A. M. Wetherby, D. McCoy and A. M. Plumb, *Florida State University*
- 12:00 **69 145.24**
Empathic Responding and Attachment Security in Young Children At Risk for an Autism Spectrum Disorder. N. M. McDonald^{*}, J. D. Haltigan, K. M. Kelley and D. S. Messinger, *University of Miami*
- 10:00 **70 145.25**
High Functioning Autism: The Relationships among Social Skill Execution, Symptom Expression, and Feelings States. M. Levine^{*1}, R. J. Calvanio², C. O'Callaghan³ and H. Fishbein⁴, (1)*SymTrend, Inc.*, (2)*Massachusetts General Hospital*, (3)*South End Community Health Center*, (4)*Children's Services Council of Broward County*
- 10:00 **71 145.26**
Beliefs and attitudes toward ASD among African American and caucasian American parents. S. Maina^{*1}, J. Weru² and J. Brown³, (1)*International special education coalition*, (2)*NEURODEVELOPMENTAL TREATMENT AND RESEARCH CENTER*, (3)*MIND INSTITUTE*
- 11:00 **72 145.27** Help seeking behaviors and differential utilization of services by parents of children with ASD. J. Weru^{*1} and J. Brown², (1)*NEURODEVELOPMENTAL TREATMENT AND RESEARCH CENTER*, (2)*MIND INSTITUTE*
- 11:00 **73 145.28**
Intentions, Social Development, and Mirror Neurons in Autism. C. Colombi^{*1}, C. Saron¹, S. Rivera² and S. Rogers³, (1)*UCDavis/ M.I.N.D. Institute/Center for Mind and Brain*, (2)*U.C. Davis, Psychology/M.I.N.D.*, (3)*UC Davis M.I.N.D. Institute*
- 12:00 **74 145.29**
Conversational Turn-taking in Children with Autism: Deconstructing reciprocity into specific turn-taking behavior. M. Arie^{*}, A. Tartaro and J. Cassell, *Northwestern University*
- 12:00 **75 145.30**
Pilot Use Of Pda Technology To Teach Teens With ASD & NLD About Flexibility, Feelings And Sensory States At A Therapeutic Summer Day Camp. D. A. Lucci^{*1} and D. S. McLeod², (1)*MGH/ YouthCare*, (2)*MGH Charlestown*

Poster Presentations

146 Clinical Phenotype Posters 2

8:30 AM - 1:00 PM - Champagne Terrace/Bordeaux

- 10:00 **76 146.1**
Aberrant Signal Transduction And Membrane Abnormalities In Autism. V. Chauhan* and A. Chauhan, *NYS Institute for Basic Research in Developmental Disabilities*
- 10:00 **77 146.2**
Trends in U.S. Autism Research. J. Singh*, J. Illes, L. Lazzeroni and J. Hallmayer, *Stanford University*
- 11:00 **78 146.3**
Trajectories of Cognitive Development in Later-born Siblings of Children with ASD. J. H. Foss-Feig*, C. R. McMahon, P. J. Yoder and W. L. Stone, *Vanderbilt University*
- 11:00 **79 146.4**
Developmental Trajectories of Social-Communicative Abilities in Younger Siblings of Children with ASD. E. E. Malesa*, J. H. Foss-Feig, C. R. McMahon, T. A. Walden, P. J. Yoder and W. A. Stone, *Vanderbilt University*
- 12:00 **80 146.5**
Personality style of fathers of children with autism spectrum disorders and impact on parenting experience. B. H. Freedman*, J. Stella Durocher², M. Alessandri² and S. Valley-Gray¹, (1)*Nova Southeastern University*, (2)*University of Miami*
- 12:00 **81 146.6** FEVER IN AUTISM SPECTRUM DISORDERS (ASD): SPONTANEOUS REPORTS. A. W. Zimmerman*, S. L. Connors and L. K. Curran, *Kennedy Krieger Institute*
- 10:00 **82 146.7** Language and Intellectual Ability Differentially Moderate Outcome in High Functioning Autism and Asperger Syndrome. D. O. Black*¹, G. L. Wallace¹, L. K. Case¹, J. L. Sokoloff², J. Strang², J. A. Silvers¹ and L. Kenworthy², (1)*NIMH*, (2)*Children's National Medical Center, George Washington University*
- 10:00 **83 146.8**
Reconceptualizing Autistic Spectrum Disorders as Autistic Learning Disabilities. B. Siegel*, *University of California, San Francisco*
- 11:00 **84 146.9**
Pilot Study: An Etiologic Classification Of Pervasive Developmental Disorders. L. Gabis*¹, Y. Kesner-Baruch¹ and J. C. Pomeroy², (1)*Tel-Aviv University Sackler School of Medicine*, (2)*Stony Brook University Medical Center*
- 11:00 **85 146.10**
Psychiatric And Autistic Comorbidity In Fragile X Syndrome Across Ages. Y. Kesner-Baruch*¹, J. Evron¹ and L. Gabis², (1)*Sheba Medical Center*, (2)*Tel-Aviv University Sackler School of Medicine*
- 12:00 **86 146.11**
Sex differences in core autism symptoms in cases with autistic disorder. L. Hjort*¹, E. Parner¹, M. B. Lauritsen², M. Jørgensen³, S. Lemcke¹, S. Toff³ and P. Thorsen¹, (1)*University of Aarhus*, (2)*Regional Psychiatric Center for Children and Adolescents*, (3)*Århus University Hospital, Regional Psychiatric Center for Children and Adolescents*
- 12:00 **87 146.12**
Language Profiles and Memory Components in Specific Language Impairment and Autism Spectrum Disorders in Relation to the Broader Phenotype. K. Dworzynski*¹, G. Baird², V. Slonims³ and E. Simonoff⁴, (1)*Institute of Psychiatry, King's College London*, (2)*Guy's Hospital*, (3)*Guy's and St. Thomas' NHS Trust*, (4)*Institute of Psychiatry*
- 12:00 **88 146.13**
Social Cognition in the Broader Autism Phenotype. K. B. White*, S. Wallace, J. Parr, M. N. Coutanche, S. Foley, A. Bailey and I. M.G.S.C., *University of Oxford*
- 10:00 **89 146.14**
Comparison Of Behavioral And Symptomatic Characteristics Between Asperger's Disorder And Attention-Deficit / Hyperactivity Disorder: A Sample Of Taiwanese Children. T. N. Tsai*¹, S. R. Lee², C. C. Chao¹, Y. Y. Wu², Z. Y. Yen¹ and L. Y. Wang¹, (1)*Chang Gung University*, (2)*Chang Gung Memorial Hospital*
- 10:00 **90 146.15**
Factors Associated With Timing Of Diagnosis In A Large Sample Of Preschool Children With ASD. M. Steiman*¹, R. Simon¹, E. Fombonne¹, L. Zwaigenbaum², P. Szatmari³, S. Bryson⁴, P. Miranda⁵, W. Roberts⁶, I. M. Smith⁷, T. Vaillancourt³, J. Volden², C. Waddell⁸, S. Georgiades⁹ and E. Duku¹⁰, (1)*Montreal Children's Hospital*, (2)*University of Alberta*, (3)*Offord Centre for Child Studies, McMaster University*, (4)*Dalhousie University/IWK Health Centre*, (5)*University of British Columbia*, (6)*Hospital for Sick Children*, (7)*Autism Research Centre*, (8)*Simon Fraser University*, (9)*Offord Centre for Child Studies & McMaster University*, (10)*McMaster University*
- 11:00 **91 146.16**
Finite Mixture Modeling of Multidimensional Cognitive Style in Autism. J. Breidbord*, S. Baron-Cohen, S. Wheelwright and B. Chakrabarti, *Cambridge University*
- 11:00 **92 146.17**
Mitochondrial abnormalities in lymphoblasts from autism. A. Chauhan*, M. M. Essa, B. Muthaiyah, W. T. Brown and V. Chauhan, *NYS Institute for Basic Research in Developmental Disabilities*
- 12:00 **93 146.18**
Autism Symptoms In Children With Down Syndrome: Reliability Of Diagnostic Tools And Potential Impact Of Within-Child Factors On Symptom Presentation. S. Hepburn*¹, N. R. Lee¹, A. Philofsky¹, A. Blakeley-Smith¹, K. Ridge¹, D. Fidler², C. DiGuseppi³, L. Miller⁴ and C. Robinson¹, (1)*University of Colorado at Denver*, (2)*Colorado State University*, (3)*University of Colorado, Denver*, (4)*Colorado Department of Public Health and Environment*
- 12:00 **94 146.19**
Broader Autism Phenotype as a Predictor of Marital Quality in Parents of Toddlers with Autism Spectrum Disorder. N. A. Edwards*¹, S. A. Grossman¹, M. B. Kadlec¹ and A. S. Carter², (1)*Boston University*, (2)*University of Massachusetts, Boston*
- 12:00 **95 146.20** Increased oxidative damage and free radical generation in lymphoblasts from autism. M. M. Essa*¹, B. Muthaiyah¹, V. Chauhan¹, W. T. Brown² and A. Chauhan¹, (1)*NYS Institute for Basic Research in Developmental Disabilities*, (2)*New York State Institute for Basic Research in Developmental Disabilities*
- 10:00 **96 146.21**
Etiologic Investigation of 654 patients with Autism Spectrum Disorder (ASD): the experience at Hospital Pediátrico de Coimbra in Portugal. G. Oliveira*¹, J. Almeida¹, R. Lontro¹, C. Café¹, S. Mougá¹, C. Lobo¹, T. Migue¹, J. Saraiva¹, A. Coutinho², I. Carreira³ and A. M. Vicente⁴, (1)*Hospital Pediátrico de Coimbra*, (2)*Instituto Medicina Molecular*, (3)*Universidade de Coimbra*, (4)*Instituto Gulbenkian de Ciência/Instituto Nacional de Saúde Dr. Ricardo Jorge*

- 10:00 **97 146.22**
Alterations in the activities of antioxidant enzymes in lymphoblasts from autism. B. Muthaiyah*¹, M. M. Essa¹, V. Chauhan¹, W. T. Brown² and A. Chauhan¹, (1)*NYS Institute for Basic Research in Developmental Disabilities*, (2)*New York State Institute for Basic Research in Developmental Disabilities*
- 11:00 **98 146.23**
The Continuous STAT: Investigation of a New Coding System for the Screening Tool for Autism in Two-Year-Olds (STAT). C. R. McMahon*, B. Thompson and W. L. Stone, *Vanderbilt University*
- 11:00 **99 146.24**
An Evaluation of the Psychometric Properties of the Social Responsiveness Scale in Two Groups of Children in Iceland. P. Magnusson*¹, E. Saemundsen², S. Steinberg³, R. Fossdal⁴, M. F. Olafsson⁵, O. O. Gudmundsson¹, B. Lauth¹, K. Kristjansson⁴, S. Hreidarsson², G. Bjornsdottir⁴, J. Gulcher⁴, H. Einarsdottir⁴, H. Stefansson⁴, T. E. Thorgeirsson⁴ and K. Stefansson⁴, (1)*Landspítali University Hospital*, (2)*State Diagnostic and Counseling Center*, (3)*deCODE genetics Inc*, (4)*deCODE genetics Inc.*, (5)*Midstod heilsuverndar barna*
- 12:00 **100 146.25**
Identifying Emergent Phenomena in Autism. G. M. Anderson*, *Yale University School of Medicine*
- 12:00 **101 146.26**
Identifying Genetically Meaningful Phenotypes in Autism: A Childhood Profile of Language and Cognition in Parents. M. Losh*, *UNC, Chapel Hill*
- 12:00 **102 146.27**
Gender Differences In Autism: Exploring Symptom Presentation And Emotional Comorbidities In Higher Functioning Children With Autism. N. Kojkowski*¹, D. Coman¹, N. Zahka², A. P. Inge², C. Schwartz², C. Hileman², L. Mohapatra¹, H. A. Henderson¹ and P. C. Mundy³, (1)*University of Miami*, (2)*Graduate Student*, (3)*UC Davis*
- 10:00 **103 146.28**
Agreement among diagnostic instruments for autism spectrum disorders and clinical judgment in preschool aged children. C. Chlebowski*, H. Boorstein, M. Barton, T. Dumont-Mathieu, S. Hodgson and D. Fein, *University of Connecticut*
- 10:00 **104 146.29**
The Effect Of Autism On Parent Report: A Preliminary Investigation Of Parent Reported Syptomotology Of Neurotypical Siblings Of Higher Functioning Children With Autism. D. C. Coman*¹, N. Kojkowski¹, A. Inge², N. Zahka², C. Schwartz², C. Hileman², L. Mohapatra¹, M. Alessandri¹, H. A. Henderson¹ and P. C. Mundy³, (1)*University of Miami*, (2)*Graduate Student*, (3)*UC Davis*
- 12:00 **109 146.30**
The Tooth Fairy Project: Heavy Metal Concentrations in the "Baby Teeth" of Children with Autism Spectrum Disorders (ASD). M. M. Abdullah*¹, A. R. Ly¹, W. A. Goldberg¹, K. A. Clarke-Stewart¹, T. Chan¹, E. Kent¹, J. Dudgeon², M. A. Spence¹ and J. E. Ericson¹, (1)*University of California, Irvine*, (2)*California State University, Long Beach*
- 11:00 **105 146.31**
Cognitive And Language Development In Older And Younger Siblings Of Children With ASD. C. Montiel-Nava*, E. Bromberg, Z. González, V. Toledo, I. Montiel-Barbero, J. A. Chacín and J. A. Peña, *La Universidad del Zulia*
- 11:00 **106 146.32**
The Extended Family History of Children with ASD. E. G. Schreiber*¹, E. E. Malesa² and T. A. Walden², (1)*Department of Psychology, Vanderbilt University*, (2)*Vanderbilt University*
- 12:00 **107 146.33**
Dysmorphology Evaluation Using Pictures Compared To Physical Exam In Children With Autism Spectrum Disorders. A. M. Reynolds*¹, E. R. Elias¹, A. Tsai¹, G. Bellus¹, K. Kaparich², A. Ribe², L. Miller³ and S. Hepburn⁴, (1)*University of Colorado Denver*, (2)*School of Medicine*, (3)*Colorado Department of Public Health and Environment*, (4)*University of Colorado at Denver*
- 12:00 **108 146.34**
Early Identification of Infants at Risk for ASD using Head Circumference and the Head Tilt Reflex. C. Samango-Sprouse*¹, E. Jobes², R. L. Jameson³, K. Haskell³ and T. Sadeghin³, (1)*George Washington University / NDC for Young Children*, (2)*The Pediatric Group*, (3)*NDC for Young Children*

Saturday 17th May – PM

12.15 – 1.15 pm	Lunch (Chablis) + Presentation by Joaquin Fuentes on behalf of Autism Europe and IACAPAP "Autism Spectrum Disorders: policy and practice in Europe" (Cremant)			Poster Presentations (1.00 – 5.30 pm) Language Posters Neuropathology Posters Cognition Posters 3 Cell/Animal Model Posters Play Posters (Champagne Terr/Bordeaux)
1.15 – 3.15 pm	Invited Educational Symposium "Sensory Integration Disorders" Organizer: Susan Hyman (Avize-Morangis)	Oral Presentations Brain Imaging 1 (Mancy)	Oral Presentations Sibling Studies (Bourgogne)	
3.15 – 3.45 pm	Coffee (Chablis)			
3.45 – 5.45 pm	Oral Presentations Brain Imaging 2 (Avize-Morangis)	Oral Presentations Repetitive Behaviour (Mancy)	Roundtable "Correlating Animal Behavioral Models to Human ASD" Moderator: Jacqueline Crawley (Bourgogne)	

Lunch

12:15 PM - 1:15 PM - Chablis

147 Autism Spectrum Disorders: policy and practice in Europe

12:15 PM - 1:15 PM - Cremant

Speaker: J. Fuentes *Child & Adolescent Psychiatry Unit*
Presentation by Joaquin Fuentes on behalf of Autism Europe and IACAPAP

Invited Educational Symposia

148 Sensory Processing: The Interface of Research and Clinical Practice

1:15 PM - 3:15 PM - Avize-Morangis

Moderator: G. T. Baranek *University of North Carolina at Chapel Hill*

Organizer: S. Hyman *University of Rochester*

Speakers: G. T. Baranek¹ L. Bennetto² C. Cascio³ (1) *University of North Carolina at Chapel Hill*, (2) *University of Rochester*, (3) *Vanderbilt University*

Sensory differences are commonly reported in people with autism. Often they are among the most problematic symptoms. This symposium will examine the phenomenon of sensory symptomatology, the research methodology used to characterize and explain the observed behaviors, and the treatments that are being used in the community. A translational approach will be emphasized to inform both basic researchers and clinicians on future avenues of study.

1:15 **148.1**
Introductory Remarks.

1:25 **148.2**
Characterizing Sensory Processing Features in Autism: Scope of the Problem and Clinical Measurement. G. T. Baranek*, *University of North Carolina at Chapel Hill*

1:50 **148.3**
Interventions for Sensory Processing Problems in Autism. M. L. J. Miller*, S. A. Schoen and B. Brett-Green, *Sensory Processing Disorder Foundation*

2:15 **148.4**
Neural Mechanisms for Sensory Features in Autism. C. Cascio*, *Vanderbilt University*

2:40 **148.5**
Neuropsychological Perspectives on Sensory Processing in Autism. L. Bennetto*, *University of Rochester*

Coffee 3:15 PM – 3:45 PM - Chablis

Roundtable

149 Strategies to Assay Communication Deficits in Animal Models of Autism: Roundtable Discussion

3:45 PM - 5:45 PM - Bourgogne

Moderator: J. Crawley *National Institute of Mental Health*

Speakers: A. Bailey¹ J. Bakker² R. J. Blanchard³ P. Brennan⁴ S. Brudzynski⁵ N. Clayton⁶ J. Crawley⁷ U. Frith⁸ M. L. Scattoni⁹ S. E. Swedo¹⁰ (1) *University of Oxford*, (2) *University of Liège*, (3) *University of Hawaii*, (4) *University of Bristol*, (5) *Brock University*, (6) *University of Cambridge*, (7) *National Institute of Mental Health*, (8) *University College London*, (9) *Istituto Superiore di Sanita*, (10) *National Institutes of Health - National Institute of Mental Health*

The second diagnostic criterion for autism, qualitative impairments and delays in communication, is conceptually the most difficult to model in animals. While we have many tests for social and repetitive behaviors in model organisms, little is known in most non-primate species about signaling mechanisms that represent true communication in a social setting. Particularly for mice, a species useful for testing hypotheses about candidate gene mutations in autism, new approaches are needed to detect the communicative value of their olfactory signals, ultrasonic vocalizations, and the possible presence of Theory of Mind mentalization and empathy. Our Roundtable session is designed to generate ideas for optimal assays to evaluate communication in animal models of autism. Behavioral neuroscientists expert in mouse, rat, and bird communication will present photographs, videos, and audioclips of their tests for olfactory, auditory, visual, gustatory, and tactile signaling between individuals. Clinical experts will critique the relevance of each task to the qualitative and quantitative communication deficits seen in autism and autism spectrum disorders. Back-and-forth discussion between the basic and clinical roundtable participants, along with input from members of the audience, will focus on identifying tasks with optimal face validity to the second diagnostic symptom of autism.

Oral Presentations**150 Brain Imaging 1**

1:15 PM - 3:15 PM - Mancy

- 1:15 **150.1**
Cortical Maturation in Autism Spectrum Disorder. A. Raznahan^{*1}, R. Toro², E. Daly¹, P. Bolton³, T. Paus² and D. G. Murphy¹, (1) *Institute of Psychiatry, King's College London*, (2) *University of Nottingham*, (3) *Institute of Psychiatry*
- 1:30 **150.2**
Increased cortical thickness and gray matter volume in young children with Autism. R. K. Lenroot^{*}, D. Nielsen, A. Willment, C. Draper, D. O. Black, S. J. Spence, A. Thurm, S. E. Swedo and J. N. Giedd, *NIMH*
- 1:45 **150.3**
Structural brain correlates of autism. K. L. Hyde^{*1}, F. Samson², A. C. Evans¹ and L. Mottron², (1) *Montreal Neurological Institute, McGill University*, (2) *Hôpital Rivière-des-Prairies*
- 2:00 **150.4**
MRI Longitudinal Study of the Cerebral Cortex through Early Childhood in Autism. C. Schumann^{*1}, G. Wideman¹, C. Carter Barnes¹, T. Kao¹, R. Carper¹, C. Bloss², D. Hagler¹, C. Lord³, N. Schork² and E. Courchesne¹, (1) *University of California, San Diego*, (2) *Scripps Research Institute*, (3) *University of Michigan Autism and Communication Disorders Center*
- 2:15 **150.5**
Structural Abnormalities In The Autistic Brain Revisited – A Surface-Based Topographic Analysis. C. Ecker^{*}, P. Johnston, E. Daly and D. Murphy, *Institute of Psychiatry*
- 2:30 **150.6**
The relation between connection length and degree of connectivity in autism: Measuring the impact of brain overgrowth with DTI. J. D. Lewis^{*1}, R. J. Theilmann¹, M. I. Sereno² and J. Townsend¹, (1) *UCSD*, (2) *UCL/Birkbeck College*
- 2:45 **150.7**
Amygdala Activation and Connectivity to Emotional Faces in Autism Spectrum Disorders. C. S. Monk^{*}, S. J. Weng, J. A. Lee, N. Kurapati, J. Maslowsky, H. M. C. Louro, S. Risi and C. Lord, *University of Michigan*
- 3:00 **150.8**
Age-Related Differences In Neurotransmitter Levels In The Human Amygdala During Typical Adolescent Development. B. Nacewicz^{*}, K. M. Dalton, L. A. Angelos, M. J. Sutterer, A. L. Alexander and R. J. Davidson, *University of Wisconsin*

Oral Presentations**151 Sibling Studies**

1:15 PM - 3:15 PM - Bourgogne

- 1:15 **151.1**
Mother-Infant Interactions in High-Risk Infant Siblings of Children with Autism. M. W. Wan^{*1}, J. Green¹, M. Elsabbagh² and M. Johnson³, (1) *University of Manchester*, (2) *Centre for Brain and Cognitive Development*, (3) *Birkbeck College, University of London*

- 1:30 **151.2**
Prospective Evaluation of Head Growth in Infants at Increased Risk of Autism. L. Zwaigenbaum^{*1}, W. L. Stone², K. Dobkins³, R. Urbano², W. Lambert², S. Bryson⁴, K. Chawarska⁵, J. N. Constantino⁶, G. Dawson⁷, A. Klin⁸, R. Landa⁹, S. Ozonoff¹⁰, S. J. Rogers¹¹, M. Sigman¹² and T. B. S. R. C. (BSRC)¹³, (1) *University of Alberta*, (2) *Vanderbilt University*, (3) *UC San Diego*, (4) *Dalhousie University/IWK Health Centre*, (5) *Yale University School of Medicine*, (6) *Washington University School of Medicine*, (7) *University of Washington*, (8) *Yale School of Medicine*, (9) *Kennedy Krieger Institute, Johns Hopkins Medical School*, (10) *University of California at Davis*, (11) *University of California at Davis MIND Institute*, (12) *UCLA*, (13) *Autism Speaks/NICHD*
- 1:45 **151.3**
Action and Speech Monitoring Delays in 3-month-old Infants at Risk for ASD. K. Chawarska^{*1}, F. Shic², S. Macari¹, J. Bradshaw¹, A. Klin¹ and F. Volkmar¹, (1) *Yale University School of Medicine*, (2) *Yale University*
- 2:00 **151.4**
What do Infants See in Faces?: Evidence From Infants at Low and High Risk for Autism. A. P. F. Key^{*}, W. Stone and S. M. Williams, *Vanderbilt University*
- 2:15 **151.5**
Developmental Abnormalities In The First Year Of Life In Children Later Diagnosed With ASD. M. Jonge^{*}, C. Dietz, E. Daalen, Van and H. Engeland, *UMC Utrecht*
- 2:30 **151.6**
Emotion, Attention, and Joint Attention in Infants at Risk for Autism. D. S. Messinger^{*}, L. Ibanez, T. D. Cassel, J. D. Haltigan and K. M. Kelley, *University of Miami*
- 2:45 **151.7**
Clinical Assessment of Autism in High-Risk 18-Month-Olds. J. Brian^{*1}, S. Bryson², N. Garon³, W. Roberts⁴, I. M. Smith², P. Szatmari⁵ and L. Zwaigenbaum⁶, (1) *Hospital for Sick Children/ Bloorview Kids Rehab*, (2) *IWK Health Centre/ Dalhousie University*, (3) *IWK Health Centre*, (4) *University of Toronto*, (5) *Dept of Psychiatry and Behavioural Neurosciences*, (6) *Glenrose Rehab Hospital/ University of Alberta*
- 3:00 **151.8**
Early Cognitive, Communicative and Social Development in Infants Siblings of Children with Autism Spectrum Disorders (ASD). K. Dobkins^{*}, N. Akshoomoff, L. Carver, E. Dohrmann and J. McCleery, *UC San Diego*

Oral Presentations**152 Brain Imaging 2**

3:45 PM - 5:45 PM - Avize-Morangis

- 3:45 **152.1**
Face Processing In Individuals With Autism: A Longitudinal Magnetoencephalographic Study. S. Braeutigam^{*1}, A. Kylliäinen², S. Swithenby³ and A. Bailey¹, (1) *University of Oxford*, (2) *University of Tampere*, (3) *The Open University*
- 4:00 **152.2**
The Effect of Task Differences on FFA Activity in Autism Spectrum Disorders. R. T. Schultz^{*1}, D. W. Grube², E. Hunyadi¹, W. Jones², J. Wolf², E. G. Hoyt², D. Lin² and L. E. Herlihy², (1) *Children's Hospital of Philadelphia and the University of Pennsylvania*, (2) *Yale School of Medicine*

Program

- 4:15 **152.3**
Effect of Serotonin on Processing of Emotional Faces in Asperger's Syndrome. fMRI and Acute Tryptophan Depletion. E. Daly*, Q. Deeley, S. Surguladze, M. Phillips, M. Craig and D. Murphy, *Institute of Psychiatry, King's College London*
- 4:30 **152.4**
Mindreading, Mirror Neurons, And Cortical Midline Structures In Autism. R. K. Kana*¹, T. Keller², D. L. Williams³, V. Cherkassky², N. J. Minshew⁴ and M. A. Just², (1)*University of Alabama, Birmingham*; *Carnegie Mellon University*, (2)*Carnegie Mellon University*, (3)*Duquesne University*, (4)*University of Pittsburgh School of Medicine*
- 4:45 **152.5**
Cognitive and Emotional Empathy and their Neurofunctional Correlates in Autism Spectrum Conditions. I. Dziobek*, I. Wolf, M. Bahnemann, J. Kirchner and H. R. Heekeren, *Max-Planck-Institute for Human Development*
- 5:00 **152.6**
MEG Investigations Of Neural Synchrony In Auditory Language Cortex In Children With Autistic Disorder, Their Unaffected Siblings, And Typically Developing Controls. N. M. Gage*, A. L. Isenberg and M. A. Spence, *University of California, Irvine*
- 5:15 **152.7**
fMRI Investigation of Visual Search in Autism Spectrum Disorder. B. M. Keehn*¹, L. Brenner², E. Palmer³, A. J. Lincoln⁴ and R. A. Müller³, (1)*San Diego State University and University of California, San Diego*, (2)*University of California, Los Angeles*, (3)*San Diego State University*, (4)*Alliant International University*
- 5:30 **152.8**
Neural Underpinnings of Autistic Reasoning and Novel Problem Solving. I. Soulières*¹, M. Dawson², F. Samson³, E. B. Barbeau³, C. Sahyoun⁴, T. A. Zeffiro⁵ and L. Mottron⁶, (1)*Massachusetts General Hospital/ Harvard Medical School*, (2)*Hopital Rivière-des-Prairies*, (3)*Rivière des Prairies Hospital, University of Montreal*, (4)*Harvard/ MIT*, (5)*Neural Systems Group, Massachusetts General Hospital*, (6)*Université de Montréal*
- 4:30 **153.4**
Restricted And Repetitive Behaviors In Children Between 8 To 57 Months With Autism Based On Autism Diagnostic Observation Schedule (ADOS). S. H. Kim*¹, W. Guthrie² and C. Lord², (1)*University of Michigan*, (2)*University of Michigan Autism and Communication Disorders Center*
- 4:45 **153.5**
Co-morbid Anxiety in Autism Spectrum Disorders. H. M. G. Hsu¹, D. Pearson², R. Mansour² and K. Loveland*², (1)*Fu Jen Catholic University*, (2)*University of Texas Health Science Center, Houston*
- 5:00 **153.6**
Examining the Structure of the Repetitive Behavior Scale-Revised in Young Children with Autism Spectrum Disorder. S. Georgiades*¹, E. Duku¹, I. Smith², P. Mirenda³, P. Szatmari¹, S. Bryson², E. Fombonne⁴, W. Roberts⁵, T. Vaillancourt¹, J. Volden⁶, C. Waddell⁷, L. Zwaigenbaum⁸ and P. I. ASD Study Team⁹, (1)*Offord Centre for Child Studies & McMaster University*, (2)*IWK Health Centre, Dalhousie University*, (3)*University of British Columbia*, (4)*Montreal Children's Hospital & McGill University*, (5)*The Hospital for Sick Children & University of Toronto*, (6)*University of Alberta*, (7)*Simon Fraser University*, (8)*Glenrose Rehabilitation Hospital & University of Alberta*, (9)*N/A*
- 5:15 **153.7**
Assessment of Restrictive/Repetitive Behaviors in Proband and Parents. R. K. Abramson*¹, A. Hall², M. L. Cuccaro³, J. Gilbert⁴, M. Pericak-Vance⁴ and H. H. Wright¹, (1)*Univ. S. Carolina Sch. Med.*, (2)*Univ. S. Carolina Sch. Public Health*, (3)*University of Miami School of Medicine*, (4)*Miami institute of human genomics*
- 5:30 **153.8**
Familial Associations of Intense Preoccupations, an Empirical Factor of the Restricted, Repetitive Behaviors and Interests Domain of Autism. C. J. Smith*¹, C. M. Lang², L. M. Kryzak², E. Hollander², R. Melmed¹ and J. M. Silverman², (1)*Southwest Autism Research & Resource Center*, (2)*Mount Sinai School of Medicine*

Oral Presentations

153 Repetitive Behaviour

3:45 PM - 5:45 PM - Mancy

- 3:45 **153.1**
Stability of Individual Restricted and Repetitive Behaviors in Children with Autism Spectrum Disorders. J. Richler*¹, M. Huerta², S. L. Bishop³ and C. Lord⁴, (1)*University of Minnesota*, (2)*University of Illinois - Chicago*, (3)*Waisman Center, University of Wisconsin-Madison*, (4)*University of Michigan Autism and Communication Disorders Center*
- 4:00 **153.2**
'Over and Over Again': Comparing Repetitive Behaviours in Typically Developing Children and Children with Autism Spectrum Disorder, at a Two Year Language Age. N. Burton¹, H. McConachie*¹, S. Leekam², E. Meins², K. Parkinson¹, B. Arnott² and A. S. Le Couteur¹, (1)*Newcastle University*, (2)*University of Durham*
- 4:15 **153.3**
Repetitive behavior, basal ganglia and thalamic changes in ASD from 3 to 6 years of age. A. M. Estes*, J. Munson, G. Dawson, D. Shaw, V. Hus and S. Dager, *University of Washington*

Poster Presentations

154 Language Posters

1:00 PM - 5:30 PM - Champagne Terrace/Bordeaux

- 2:00 **1 154.1**
Prosodic processing: the effect of semantic context and relationship with "autistic" traits on the perception of contrastive stress. S. Peppe¹, J. McCann¹, M. Ota² and M. Stewart*³, (1)*Queen Margaret University*, (2)*University of Edinburgh*, (3)*Heriot-Watt University*
- 2:00 **2 154.2**
Pragmatic inferences in high-functioning adults with autism and Asperger syndrome. J. Pijnacker*¹, P. Hagoort¹, J. Buitelaar², J. P. Teunisse³ and B. Geurts³, (1)*F.C. Donders Centre for Cognitive Neuroimaging*, (2)*Radboud University Nijmegen Medical Centre*, (3)*Radboud University Nijmegen*
- 3:00 **3 154.3**
The Influence of the Frequency of Maternal Speech Acts vs. Children's Responsiveness to Those Speech Acts in Typically Developing Children and Children with Autism. L. D. Swensen*¹, D. Fein² and L. Naigles², (1)*NYS Institute for Basic Research in Developmental Disabilities*, (2)*University of Connecticut*
- 3:00 **4 154.4**
Using The Children's Communication Checklist (CCC-2) And The Test Of Pragmatic Language To Identify Pragmatic Language Impairment In Speakers With Autism Spectrum Disorder. J. Volden* and L. Phillips, *University of Alberta*

- 2:00 **5 154.5**
Language And Literacy Subtypes In High-Functioning Autism Spectrum Disorder. D. Jacobs* and A. Richdale, *RMIT University*
- 2:00 **6 154.6**
Maternal rate of speaking predicts later language in children with ASD. J. Karaja¹, L. D. Swensen², G. Jaffery¹, D. Fein¹ and L. Naigles*¹, (1)*University of Connecticut*, (2)*NYS Institute for Basic Research in Developmental Disabilities*
- 3:00 **7 154.7**
Visual fixation patterns are associated with communicative competence. C. Norbury*¹, J. Brock², L. Cragg³, S. Einav⁴, H. Griffiths⁴ and K. Nation⁴, (1)*Royal Holloway, University of London*, (2)*Macquarie University*, (3)*University of Nottingham*, (4)*University of Oxford*
- 3:00 **8 154.8**
Expressive prosody in autism: Effects of prosody function and processing demands. J. Van Santen*¹, E. Tucker Prud hommeaux¹, R. Paul², L. Black¹ and L. Shriberg³, (1)*OHSU*, (2)*Yale Child Study Center, and Southern Connecticut State University*, (3)*Waisman Institute, University of Wisconsin—Madison*
- 2:00 **9 154.9**
Comprehension tasks reveal grammatical weakness in young children with autism. G. Jaffery*, S. Tek, D. Fein and L. Naigles, *University of Connecticut*
- 2:00 **10 154.10**
Grammatical strengths in the language of young children with autism. L. Naigles*, S. Tek, G. Jaffery and D. Fein, *University of Connecticut*
- 3:00 **11 154.11**
Sentence Development in Young Speakers with Autism Spectrum Disorders. M. Lewis*¹, E. Schoen¹, R. Paul¹, J. Van Santen² and L. Black², (1)*Yale University*, (2)*OHSU*
- 3:00 **12 154.12**
Naming of artifacts and word learning in children with autism. L. Surian*, *University of Trento*
- 2:00 **13 154.13**
Discourse cohesion in high-functioning autism: A comparison of mentalistic and non-mentalistic bridging inferences. A. Nadig*¹ and S. Ozonoff², (1)*McGill University*, (2)*University of California at Davis*
- 2:00 **14 154.14**
Vocabulary And Grammar Development In Toddlers On The Autism Spectrum Compared To Late Talkers Without Autism. S. Ellis-Weismer*, M. Gernsbacher, E. Roos, C. Karasinski, A. Esler and S. Stronach, *University of Wisconsin-Madison*
- 3:00 **15 154.15**
Idiom And Joke Comprehension In Autism: Pragmatic Experiments On Finnish Speakers With ASD. J. Ravattinen* and J. Niemi, *University of Joensuu*
- 3:00 **16 154.16**
Grammatical Difficulties in Autism as Revealed by a Sentence-Picture Matching Task. M. Walenski*¹, S. Mostofsky² and M. T. Ullman³, (1)*University of California, San Diego*, (2)*Kennedy Krieger Insititute, John Hopkins University*, (3)*Georgetown University*
- 2:00 **17 154.17**
Word Reading in Hyperlexic Children with ASD. D. Saldaña*¹, M. Carreiras² and U. Frith³, (1)*University of Sevilla*, (2)*University of La Laguna*, (3)*University College London*
- 2:00 **18 154.18**
The Learning of Foreign Languages by High Functioning Autistic Children. C. Besnard*, *York University - Glendon College*
- 3:00 **19 154.19**
An Acoustic Inspection of Vocalizations in Young Children with Autism Spectrum Disorders. M. C. Wallace, J. E. Cleary*, E. H. Buder, W. Pettit and D. K. Oller, *The University of Memphis*
- 3:00 **20 154.20**
Language development of two to five year old children with autism and a normal intelligence. L. Roelen*, *Indigo vzw*
- 2:00 **21 154.21**
Language Skills in Young Children with Autism Spectrum Disorder (ASD): Are there differences between Monolingual English and Bilingual English-Spanish Toddlers?. M. Valicenti-McDermott*, M. Schouls, G. Molly, N. Tarshis, R. Seijo and L. Shulman, *Albert Einstein College of Medicine*
- 2:00 **22 154.22**
Phrase speech milestone predicts autism symptoms and adaptive ability in high functioning school age children with autism spectrum disorders. L. Kenworthy*¹, D. O. Black², L. K. Case², J. Strang¹, J. L. Sokoloff¹, A. Youmatz¹, C. Anselmo¹, J. A. Silvers² and G. L. Wallace², (1)*Children's National Medical Center, George Washington University*, (2)*NIMH*
- 3:00 **23 154.23**
Grammar, Theory of Mind and Adaptive Functioning in Autism Spectrum Disorders: Exploring Mediation in a Multiple Regression Model. T. A. Bennett*, E. Duku, L. Vaccarella and P. Szatmari, *Offord Centre for Child Studies, McMaster University*
- 3:00 **24 154.24**
Narrative Ability in Children with Autism Tested through the Karmiloff-Smith (1985) Stories. R. R. Jordan*, *Autism Centre for Education & Research, University of Birmingham, UK*
- 2:00 **25 154.25**
The Language Proficiency Profile – 2 (LPP-2): Measuring Communicative Skills In Autism. K. Wells*¹, J. M. Bebko¹, K. McFee¹ and J. J. A. Holden², (1)*York University*, (2)*Queen's University*
- 2:00 **26 154.26**
Pragmatic Functioning In Natural Setting : A Comparative Study Of The Negotiation Of Oppositional Episodes In Autistic And Control Children. E. Veneziano*¹, M. H. Plumet¹, S. Cupello¹, S. Pingault¹ and C. Tardif², (1)*Université Paris Descartes - CNRS*, (2)*Université d'Aix-en-Provence - CNRS*
- 3:00 **27 154.27**
Agreement across Measures of Language and Communication in Preschoolers with Core Autism. K. Hudry*¹, K. Leadbitter², K. Temple³, V. Slonims⁴, H. McConachie⁵, C. R. Aldred⁶ and T. Charman¹, (1)*UCL Institute of Child Health*, (2)*Booth Hall Children's Hospital*, (3)*University of Newcastle*, (4)*Guy's and St. Thomas' NHS Trust*, (5)*Newcastle University*, (6)*University of Manchester*
- 3:00 **28 154.28**
Metaphor Identification In Children With Asperger Syndrome And In Typical Children In French Language. S. De Martino*, *HOPITAL SAINTE MARGUERITE*
- 2:00 **29 154.29**
Language Development and Sensory Processing Issues In Young Children with Autism: The Role of Social Withdrawal. V. P. Reinhardt* and E. Kelley, *Queen's University*
- 2:00 **30 154.30**
Narratives of Personal Events in Children with Autism and Developmental Language Disorders. S. Goldman*, *Albert Einstein College of Medicine*

Program

- 3:00 **31 154.31**
Automated measurement of expressive prosody in neurodevelopmental disorders. E. T. Prud'hommeaux^{*}, J. Van Santen¹, R. Paul² and L. Black¹, (1)*OHSU*, (2)*Yale Child Study Center and Southern Connecticut State University*
- 3:00 **32 154.32** Understanding Pronominal Reference in Adults with High-Functioning Autism. A. Mizuno^{*}, D. L. Williams², T. A. Keller¹, N. J. Minshew³ and M. A. Just¹, (1)*Carnegie Mellon University*, (2)*Duquesne University*, (3)*University of Pittsburgh School of Medicine*

- 3:00 **42 155.10**
Neuropathologic changes in subjects with chromosome 15 duplication and autism. W. T. Brown^{*}, T. Wisniewski¹, I. L. Cohen², E. London², M. Flory¹, H. Imaki¹, I. Kuchna¹, J. Wegiel¹, S. Y. Ma¹, K. Nowicki¹, K. C. Wang¹ and J. Wegiel¹, (1)*New York State Institute for Basic Research in Developmental Disabilities*, (2)*NYS Institute for Basic Research in Developmental Disabilities*
- 3:00 **43 155.11**
Complement activation in brain of patients with autism.

Poster Presentations

155 Neuropathology Posters

1:00 PM - 5:30 PM - Champagne Terrace/Bordeaux

- 3:00 **33 155.1**
Brain Derived Neurotrophic Factor (BDNF) in Children with PDDs and their Parents. K. Francis^{*}, A. Dougali¹, K. Dimas¹, K. Sideri¹, A. Nikolaou² and E. Lykouras¹, (1)*Athens University*, (2)*Penteli General Hospital for Children*
- 3:00 **34 155.2**
Can serotonin brain changes in Down syndrome provide insights into the etiology of Autism?. E. Azmitia^{*}, Y. Rodriguez¹, X. P. Hou¹, P. Whitaker-Azmitia² and J. Wegiel¹, (1)*New York University*, (2)*State University of New York*
- 3:00 **35 155.3**
Embedded Figures Performance in the Broader Autism Phenotype. E. Grinter^{*}, M. Maybery¹, D. Badcock¹, E. Pelliano² and J. Badcock³, (1)*University of Western Australia*, (2)*University of Bristol*, (3)*Centre for Clinical Research in Neuropsychiatry/ Graylands Hospital*
- 3:00 **36 155.4**
Saccadic Adaptation in Autism. A. M. D'Cruz^{*}, C. V. Nowinski¹, M. Kay¹, A. Seidenfeld¹, L. H. Rubin¹, M. W. Mosconi¹, C. Scudder², B. Luna³, N. J. Minshew³ and J. A. Sweeney¹, (1)*University of Illinois at Chicago*, (2)*University of Oregon*, (3)*University of Pittsburgh School of Medicine*
- 3:00 **37 155.5**
Inhibition Of Synapse Formation By Pcb Metabolites Accumulated In The Human Brain; A Possible Environmental Cause Of Autism Spectrum Disorder. Y. Kuroda^{*} and J. Kimura-Kuroda, *Tokyo Metropolitan Institute for Neuroscience*
- 3:00 **38 155.6**
Quantitative assessments of neuroadaptation in autism. M. Tommerdahl^{*}, V. Tannan, J. K. Holden, Z. Zhang and G. Baranek, *University of North Carolina*
- 3:00 **39 155.7**
Decreased Gaba-B Receptor Density In The Anterior And Posterior Cingulate Cortices In Autism. A. Oblak^{*}, T. Gibbs, M. Bauman, T. Kemper and G. Blatt, *Boston University School of Medicine*
- 3:00 **40 155.8**
Decreased Mglur1 Receptors In The Dentate Nucleus And Ampa Receptors In The Posterolateral Cerebellar Cortex In Autism. G. Blatt^{*}, S. Thevarkunnel and T. Gibbs, *Boston University School of Medicine*
- 3:00 **41 155.9**
Detection of leading developmental defects in brains of autistic subjects. J. Wegiel^{*}, E. London², I. L. Cohen¹, M. Flory¹, T. Wisniewski¹, H. Imaki¹, I. Kuchna¹, J. Wegiel¹, S. Y. Ma¹, K. Nowicki¹, K. C. Wang¹ and W. T. Brown¹, (1)*New York State Institute for Basic Research in Developmental Disabilities*, (2)*NYS Insitute for Basic Research in Developmental Disabilities*

Poster Presentations

156 Cognition Posters 3

1:00 PM - 5:30 PM - Champagne Terrace/Bordeaux

- 2:00 **47 156.1**
The Framework for Disturbed Affective Consciousness in Autism. N. Khetrapal^{*}, *University of Allahabad*
- 2:00 **48 156.2**
Implicit Sequence Learning in Persons with ASD. B. G. Travers^{*}, M. Klinger, L. Klinger and J. Mussey, *University of Alabama*
- 2:00 **49 156.3**
Autism And Moral Reasoning. J. Lawson^{*}, *Oxford Brookes University*
- 4:00 **50 156.4**
Value of Draw-A-Person test as a fast screening of intelligence in autistic children. N. E. Granana^{*}, E. B. Fernandez, M. M. Gimenez and R. F. Allegri, *Hospital Zubizarreta*
- 4:00 **51 156.5**
Social Cognitive Correlates Of Prosocial Behavior In Young Children With And Without ASD. L. J. OConnell^{*}, K. A. Dunfield¹, V. Reinhardt¹, L. Goodman², E. Kelley² and V. Kuhlmeier¹, (1)*Queens University*, (2)*Queen's University*
- 4:00 **52 156.6**
Inferior Performance on Embedded Figures Tasks by High Functioning Children and Adults with Autism Consistent with Reduced Local Connectivity & Slower Search Strategy. N. J. Minshew^{*}, D. L. Williams², H. Z. Gastgeb³ and K. E. Bodner³, (1)*University of Pittsburgh School of Medicine*, (2)*Duquesne University*, (3)*University of Pittsburgh*
- 2:00 **53 156.7**
Overly Focused Attention in Adults with Autism. I. E. Drmic^{*}, S. E. Bryson² and R. M. Klein³, (1)*Hospital for Sick Children*, (2)*IWK Health Centre*, (3)*Dalhousie University*
- 2:00 **54 156.8**
Music based intervention in autism: a framework. S. Baijal and N. Khetrapal^{*}, *University of Allahabad*
- 2:00 **55 156.9**
Dual Attention Abnormalities in Children with Autism. E. Obukhova^{*}, T. A. Stroganova² and V. V. Grachev³, (1)*Moscow State University of Psychology and Education*, (2)*Psychological Institute of the Russian Academy of Education*, (3)*Scientific Center of Mental Health of the Russian Academy of Medical Sciences*
- 4:00 **56 156.10**
Peaks of ability as a subtyping tool for autism. L. Mottron^{*}, I. Soulieres, A. A. Meilleur and M. Dawson, *Université de Montréal*
- 4:00 **57 156.11** Cognitive Profiles In The Autistic Children. A. M. Girardot^{*}, *HOPITAL SAINTE MARGUERITE MARSEILLE*

- 4:00 **58 156.12**
The Accessibility Of Specific And General Autobiographical Memory (ABM) In Adults With Autism Spectrum Disorders (ASD): THE ROLE OF GOAL PURSUIT. L. Crane*, L. Goddard and L. Pring, *Goldsmiths, University of London*
- 2:00 **59 156.13**
Lower Levels of Prejudice in Adults with Autism Spectrum Conditions. J. Kirchner*¹, K. Schnabel², F. Schmitz³, S. Preißler¹, I. Wolf¹, S. Schneider¹, H. R. Heekeren¹ and I. Dziobek¹, (1) *Max-Planck-Institute for Human Development*, (2) *Humboldt University of Berlin*, (3) *Albert-Ludwig University of Freiburg*
- 2:00 **60 156.14**
Face and gaze processing in the broader autism phenotype: independent differences in ASD relatives. M. N. Coutanche*, S. Wallace, K. B. White, S. Foley, A. Bailey and I. M.G.S. .C., *University of Oxford*
- 2:00 **61 156.15**
Self-Awareness, Self-Monitoring, and the Enactment Effect in Autism Spectrum Disorder: Evidence From a Self-Other Source Memory Task. S. Lind* and D. Bowler, *City University, London*
- 4:00 **62 156.16**
The Role of Language in Mentalizing. B. Forgeot d'Arc*¹ and F. Ramus², (1) *Centre National de la Recherche Scientifique/ Assistance Publique des Hôpitaux de Paris*, (2) *Centre National de la Recherche Scientifique*
- 4:00 **63 156.17**
Low-level Auditory Processing of Simple and Complex Sounds in Autism. A. C. Bonnel*¹, S. McAdams¹, B. K. Smith¹, A. Bertone¹, J. A. Burack¹, V. Ciocca² and L. Mottron³, (1) *McGill University*, (2) *University of British Columbia*, (3) *Université de Montréal*
- 4:00 **64 156.18**
Self-Awareness of Autistic Symptoms, Empathy, and Systemizing in High-Functioning Children and Adolescents with an Autism Spectrum Disorder. J. H. Filliter* and S. A. Johnson, *Dalhousie University*
- 2:00 **65 156.19**
Visuospatial Processing Style and Social Functioning in Down Syndrome With and Without Symptoms of Autism. E. Kuschner*, L. Bennetto, S. Hyman and A. Diehl, *University of Rochester*
- 2:00 **66 156.20**
Intention Recognition in Autism Spectrum Disorders (ASD) using animacy displays derived from human action scenarios. P. McAleer*¹, M. D. Rutherford², J. W. Kay¹ and F. E. Pollick¹, (1) *University of Glasgow*, (2) *McMaster University*
- 2:00 **67 156.21**
Memory as a Discrimination Problem: Comparison of Retrieval between Participants with Asperger's Syndrome and Neurotypical Individuals. M. Poirier*, S. Lind, J. Martin, S. Gaigg and D. Bowler, *City University*
- 4:00 **68 156.22**
Visual attention in infants at-risk for autism. M. Elsabbagh*¹, A. Volein¹, H. Garwood¹, L. Tucker¹, G. Csibra¹, S. Baron-Cohen², P. F. Bolton³, T. Charman⁴, G. Baird⁵ and M. Johnson¹, (1) *Centre for Brain and Cognitive Development*, (2) *University of Cambridge*, (3) *Institute of Psychiatry*, (4) *University College London*, (5) *Guy's Hospital*
- 4:00 **69 156.23**
Autobiographical Memory Retrieval in Young Adults with Asperger's Syndrome / High Functioning Autism. T. L. Beattie* and F. Szeligo, *University of New Brunswick*
- 4:00 **70 156.24**
Do Adolescents with ASD Look at Eyes and Follow Them? M. Freeth*, D. Ropar, P. Chapman and P. Mitchell, *University of Nottingham*
- 2:00 **71 156.25**
Decision-Making Skills in Autism Spectrum Disorders: Performance on the Iowa Gambling Task. J. L. Mussey*, L. G. Klinger, M. R. Klinger and B. G. Travers, *University of Alabama*
- 2:00 **72 156.26**
Neuropsychological Profile In A Paediatric High-Functioning Autism Spectrum Disorders Sample: Relationship With Clinical Variables. O. Puig*, R. Calvo, E. De la Serna, S. Andrés, V. Sánchez and L. Lázaro, *Hospital Clinic de Barcelona. Neuroscience Institute. Department of Child and Adolescent Psychiatry and Psychology*.
- 2:00 **73 156.27**
Children with High Functioning Autism Spectrum Disorders Demonstrate Diminished Social Attribution to Ambiguous Visual Displays. G. L. Wallace*¹, B. E. Yerys², M. Celano¹, J. James², J. L. Sokoloff², L. Kenworthy² and J. N. Giedd¹, (1) *NIMH*, (2) *Children's National Medical Center, George Washington University*
- 4:00 **74 156.28**
Effects of enhanced prosody on narrative recall in children with autism. L. Black*¹, J. Van Santen¹, R. Coulston¹, R. Paul² and J. De Villiers¹, (1) *OHSU*, (2) *Yale Child Study Center, Southern Connecticut State University*
- 4:00 **75 156.29**
Rey-Osterrieth Complex Figure Performance In High-Functioning Children With Asd: Distinctions From Typically Developing And Clinical Control Groups?. K. D. Tsatsanis*¹, I. L. J. Noens², D. L. Pauls², A. Klin¹, C. L. Illmann², F. R. Volkmar¹ and R. T. Schultz³, (1) *Yale Child Study Center*, (2) *Massachusetts General Hospital*, (3) *Children's Hospital of Philadelphia and the University of Pennsylvania*
- 4:00 **76 156.30**
Dual Task Performance in Children and Adults with Autism. I. M. Eigsti*, K. Markoff, M. Helt, M. Rosenthal, E. Troyb and D. Fein, *University of Connecticut*
- 2:00 **77 156.31**
McGurk Effect in Asperger Syndrome and High-functioning Autism. J. H. Schroeder*¹, J. A. Weiss¹, J. M. Bebko¹, K. Wells¹, L. Hancock¹, C. McMorris¹ and J. J. A. Holden², (1) *York University*, (2) *Queen's University*
- 2:00 **78 156.32**
Learning Of Well-Defined And Ill-Defined Categories In Autism. A. Froehlich*¹, J. Miller¹, M. DuBray¹, E. Bigler² and J. E. Lainhart¹, (1) *University of Utah*, (2) *Brigham Young University, Psychiatry, Interdepartmental Neuroscience Program, Brain Institute, University of Utah*
- 4:00 **79 156.33**
'Sticky' attention: Children with autism's ability to disengage their attention without an external cue. J. M. Bebko*¹, C. A. McMorris¹, K. Wells¹, J. H. Schroeder¹ and J. J. A. Holden², (1) *York University, Toronto*, (2) *Queen's University*
- 4:00 **80 156.34**
The Victoria / Yale Face Processing Battery: Psychometric Properties of the Original and Shortened Forms. S. S. Stahl*¹, J. M. Wolf¹, J. T. Tanaka², C. Klaiman¹, K. Koenig¹, J. Cockburn², L. Herlihy¹, C. Brown¹, M. South¹ and R. T. Schultz¹, (1) *Yale University School of Medicine*, (2) *University of Victoria*

Program

Poster Presentations

157 Cell/Animal Model Posters

1:00 PM - 5:30 PM - Champagne Terrace/Bordeaux

- 3:00 **81 157.1**
Abnormalities Of Early Serotonergic Development In The Embryos Of Thalidomide / VPA-Induced Autism Model Rats. M. Narita^{*1}, A. Oyabu¹, Y. Imura¹, N. Kamada¹, A. Uchida¹, M. Tazoe² and N. Narita³, (1)*Mie University*, (2)*JAPAN LUTHERAN COLLEGE*, (3)*Bunkyo University*
- 3:00 **82 157.2**
Identification of regional molecular markers in the cortex, hippocampus, and amygdala for fine structural analysis in animal models of autism. M. Howell^{*}, A. Bernard, C. Thompson, L. Ng, M. Hawrylycz and E. Lein, *Allen Institute for Brain Science*
- 3:00 **83 157.3**
Neuropathogenic Consequences of Dysregulated Immune Responses to Concomitant Immune Challenges. G. Rall^{*} and C. Matullo, *Fox Chase Cancer Center*
- 3:00 **84 157.4**
Intraventricular Infusions of Propionic Acid Increases Locomotor Activity, Neuroinflammation, and Monocarboxylate Transporter Immunoreactivity in Rats: Spaced vs Chronic Administration. K. A. Foley^{*}, M. M. Gordon, A. R. Taylor, F. Boon, L. Tichenoff, K. -. P. Ossenkopp and D. F. MacFabe, *University of Western Ontario*
- 3:00 **85 157.5**
Altered Function of Peripheral Blood Natural Killer Cells in Children with Autism. A. Enstrom, C. Onore, L. Lit, I. Hertz-Picciotto, R. Hansen, J. P. Gregg, I. N. Pessah, F. Sharp, J. Van de Water and P. Ashwood^{*}, *University of California at Davis*
- 3:00 **86 157.6**
The Development of a PKU Monkey Model to Study the Behavioral Phenotype and Neuropathology of Autism in Non-Human Primates. L. A. Martin^{*1} and D. G. Amaral², (1)*Azusa Pacific University*, (2)*UC Davis*
- 3:00 **87 157.7**
Oxidative Stress In Autism: Expression Of Oxidative Stress Markers In A Rat Model Of The Human Postmortem Process. E. M. Sajdel-Sulkowska^{*}, *Harvard Medical School/BWH*
- 3:00 **88 157.8**
Influence of prenatal exposition to valproic acid in juvenile play behavior in rats. M. L. R. Campos^{*1}, H. M. Cavalcanti¹ and M. T. Mercadante², (1)*Universidade Presbiteriana Mackenzie*, (2)*Federal University of São Paulo*
- 3:00 **89 157.9**
Intraventricular Propionic Acid - Induced Hyperactivity: Role of NMDA and Dopamine Receptor Antagonists in a Novel Propionic Acid Rodent Model of Autism. J. Martins^{*}, K. A. Foley, J. E. Hoffman, F. Boon, L. Tichenoff, R. Taylor, Y. Mohammad-Asef, D. P. Cain, M. Kavaliers, K. -. P. Ossenkopp and D. F. MacFabe, *University of Western Ontario*
- 3:00 **90 157.10**
Cytoarchitectonic abnormalities in the amygdala of mice infected with maternal influenza. I. Van Kooten^{*1}, L. Shi², H. W. M. Steinbusch³, H. Van Engeland⁴, P. Patterson⁵ and C. Schmitz³, (1)*School for Mental Health and Neurosciences, Div. Cellular Neuroscience*, (2)*California Institute of Technology*, (3)*Dept. Psychiatry & Neuropsychology, Div. Cellular Neuroscience*, (4)*University Medical Center-Utrecht*, (5)*Biology Division*

- 3:00 **91 157.11**
Influence of prenatal exposition to valproic acid in learning process and flexibility routines in rats. C. S. Paula^{*1}, H. M. Cavalcanti¹, M. L. R. Campos¹ and M. T. Mercadante², (1)*Universidade Presbiteriana Mackenzie*, (2)*Federal University of São Paulo*
- 3:00 **92 157.12**
Time-of-Flight Secondary Ion Mass Spectroscopy (ToF-SIMS) of Brain Tissue in a Novel Propionic Acid Rodent Model of Autism - Evidence of White Matter Edema, Increased Oxidative Stress and Altered Lipid Profiles. D. F. MacFabe^{*}, H. Y. Nie, J. T. Francis, A. R. Taylor, L. J. Tichenoff, M. J. Walzak, W. H. Chang and L. Lau, *University of Western Ontario*
- 3:00 **93 157.13**
The Autism-Associated Gene, Engrailed 2 (En2), Has Age Dependent Effects On Cerebellar Granule Precursor Proliferation And Differentiation When Overexpressed In Vitro. I. Rossmann^{*1}, L. Lin¹, S. Kamdar², J. H. Millonig² and E. DiCicco-Bloom¹, (1)*UMDNJ-RW Johnson Medical School*, (2)*UMDNJ-Robert Wood Johnson Medical School*
- 3:00 **94 157.14**
Pediatric Vaccines Influence Primate Behavior, and Brain Stem Volume and Opioid Ligand Binding. A. Wakefield^{*1}, C. Stott¹, B. Lopresti², J. Tomko², L. Houser², G. Sackett³ and L. Hewitson², (1)*Thoughtful House Center for Children*, (2)*University of Pittsburgh*, (3)*Washington National Primate Research Center*
- 3:00 **95 157.15**
Modeling reciprocal social interactions, and communication, in mice. D. C. Blanchard^{*}, H. Arakawa and R. J. Blanchard, *University of Hawaii*
- 3:00 **96 157.16**
Microarray Analysis of GI Tissue in a Macaque Model of the Effects of Infant Vaccination. S. J. Walker^{*1}, E. K. Lobenhofer², E. Klein³, A. Wakefield⁴ and L. Hewitson³, (1)*Wake Forest University Health Sciences*, (2)*Cogenics, a Division of Clinical Data*, (3)*University of Pittsburgh*, (4)*Thoughtful House Center for Children*

Poster Presentations

158 Play Posters

1:00 PM - 5:30 PM - Bordeaux/Champagne Terrace

- 4:00 **97 158.1**
Pretend play and communication in children with autism: about dysregulation. R. Blanc^{*1}, S. Roux², C. Barthelemy² and J. L. Adrien³, (1)*University Paris5 and INSERM 619*, (2)*INSERM 619*, (3)*University Paris5*
- 4:00 **98 158.2**
The Relation Between Joint Attention, Pretend Play, and Imitation in Younger Siblings of Children with ASD. L. E. McLean^{*}, E. E. Malesa and T. A. Walden, *Vanderbilt University*
- 4:00 **99 158.3**
Are problems of pretend play in autism due to mentalising or executive difficulties?. C. Jarrold^{*}, *University of Bristol*
- 4:00 **100 158.4**
Deficits in object substitutions in autism: In search of an explanation. C. Dissanayake^{*} and R. Kelly, *La Trobe University*
- 4:00 **101 158.5**
Two Theoretical Models Of Pretend Play: An Empirical Study In Autism. E. Grandi^{*}, C. Becchio, M. Del Giudice and L. Colle, *Center for Cognitive Science - University of Turin*

- 4:00 **102 158.6**
Play Groups For Children With Asperger Syndrome. A. Giannaka*
and J. L. Adrien, *UNIVERSITY OF PARIS V - RENE DESCARTES*
- 4:00 **103 158.7**
The Relation Between Social Engagement And Pretend Play:
Evidence From Autism. P. Hobson*, J. A. Hobson and S. Malik,
University College London and Tavistock Clinic, London
- 4:00 **104 158.8**
The Development of Pretend Play in Pre-school Children with
Autism. H. M. Marwick*, *University of Strathclyde*

Index

Author Name	Abstract	Email Address	Author Name	Abstract	Email Address
Abduljalil, A.	144.17	abdujalil.1@osu.edu	Artibee, K.	114.2	kay.j.artibee@vanderbilt.edu
Abdullah, M. M.	126.15, 146.30	maryam.abdullah@uci.edu	ASD Study Team, P. I.	153.6	N/A
Abhyankar, A.	135.9	ashok@psychspecialist.net	Asher, D.	137.22	derrickasher@hotmail.com
Abramson, R. K.	124.8, 124.17, 131.8, 138.7, 153.7	rka07@scdmh.org	Ashwin, C.	108.17	ca235@cam.ac.uk
Adachi, J.	104.5	adachi@asa.hokkyodai.ac.jp	Ashwin, E.	108.17 , 137.3	elc36@cam.ac.uk
Adini, Y.	108.13	yael.adini@weizmann.ac.il	Ashwood, P.	106.2, 106.24, 124.4, 157.5	pashwood@ucdavis.edu
Adler, M. C.	144.19	adlerm@kennedykrieger.org	Assaf, M.	107.14	massaf@harthosp.org
Adrien, J.	158.1, 158.6	jean-louis.adrien@univ-paris5.fr	Assouline, B.	124.18	bassouline@ch-saint-egreve.fr
Agnew, J.	138.4, 138.7	john.agnew@uchsc.edu	Atance, C. M.	115.23	atance@uottawa.ca
Ahad, P.	144.1	pierreahad@mcgill.ca	Atkinson, A. P.	115.32	a.p.atkinson@durham.ac.uk
Ahmadi, F.	104.9	fatemeh.ahmadi@autismiran.com	Atiadóttir, H. Ó.	133.6	hoa@soci.au.dk
Ahtam, B.	141.7	banu.ahtam@psych.ox.ac.uk	Atwood, D.	132.8	Datwood@uky.edu
Akechi, H.	136.20 , 136.21	akechi@darwin.c.u-tokyo.ac.jp	Atzori, P.	114.15, 117.11	paolaatz@yahoo.it
Akins, R. S.	106.19	roger.akers@ucdmc.ucdavis.edu	Auburn, T.	135.2	T.Auburn@plymouth.ac.uk
Akshoomoff, N.	114.3 , 151.8	natacha@ucsd.edu	Austin, E.	145.2	Elizabeth.Austin@hw.ac.uk
Alarcon, M.	105.9	malarcon@ucla.edu	Auyeung, B.	137.3	ba251@cam.ac.uk
Alcántara, J. I.	108.12, 122.6	jia10@cam.ac.uk	Avchen, R.	126.9	rja5@cdc.gov
Aldinger, K. A.	105.8	aldinger@uchicago.edu	Aylward, E. H.	103.5, 107.6 , 118.10, 137.6, 144.25	eaylward@u.washington.edu
Aldred, C. R.	104.11 , 154.27	craldred@tiscali.co.uk	Ayres, R.	122.1	ayresr@wou.edu
Aleman, A.	105.19	a.aleman@med.umcg.nl	Ayyappan, A.	131.4	anitha@hama-med.ac.jp
Alessandri, M.	126.22, 126.23, 134.23, 146.5, 146.29	malessandri@miami.edu	Azmitia, E.	155.2	eca1@nyu.edu
Alexander, A. L.	144.23, 150.8	aalexander@wisc.edu	Bacino, C. A.	105.11	cbacino@bcm.edu
Allegrì, R. F.	156.4	rallegri@fibertel.com.ar	Back, E.	115.34	e.back@bham.ac.uk
Allen, A.	113.2	alexander.allen@dal.ca	Badcock, D.	155.3	david@psy.uwa.edu.au
Allison, C.	126.11	cla29@cam.ac.uk	Badcock, J.	155.3	jobad@cyllene.uwa.edu.au
Almeida, J.	134.12, 146.21	guiomar@hpc.chc.min-saude.pt	Bahnemann, M.	152.5	bahnemann@mpib-berlin.mpg.de
Altgassen, M.	115.27	altgassen@psychologie.tu-dresden.de	Bahrnick, L. E.	115.18	bahrnick@fiu.edu
Altschuler, T.	137.10, 137.21	UrsaTed@hotmail.com	Bai, J.	137.22	jbai@uiuc.edu
Aman, M.	114.12	aman.1@osu.edu	Bajjal, S.	156.8	shrutz.b@gmail.com
Amaral, D. G.	157.6	dgamaral@ucdavis.edu	Bailey, A.	149 , 134.17, 137.18, 141.7, 144.6, 144.8, 146.13, 152.1, 156.14	anthony.bailey@psych.ox.ac.uk
Ames, C.	142.8	catherine.ames@iop.kcl.ac.uk	Bailey, C.	141.1	christopher.a.bailey@yale.edu
Anagnostou, E.	114.28 , 134.14	Evdokia.Anagnostou@mssm.edu	Baio, J.	108.3, 133.5	jbaio@cdc.gov
Anchisi, L.	114.15 , 117.11	lauranchisi@libero.it	Baird, G.	126.4, 136.15, 146.12, 156.22	Gillian.Baird@gstt.nhs.uk
Anderson, B. M.	124.12	anderson@chgr.mc.vanderbilt.edu	Bakkaloglu, B.	124.13	drbakkaloglu@yahoo.com
Anderson, C.	105.7, 106.4 , 106.11, 114.25, 124.2	andersonco@kennedykrieger.org	Bakker, J.	149	jbakker@ulg.ac.be
Anderson, D. K.	143.12	debcarl@umich.edu	Baldeweg, T.	137.12	t.baldeweg@ich.ucl.ac.uk
Anderson, G. M.	146.25	george.anderson@yale.edu	Ballantyne, C.	136.25	carrie.ballantyne@gcal.ac.uk
Anderson, M.	137.26	mpanders@bidmc.harvard.edu	Ballarani, A.	134.5	agnese.ballarani@gmail.com
Anderson, M.	113.5	meredith.anderson@cdph.ca.gov	Baranek, G. T.	148, 2 , 108.14, 123.29, 135.4, 141.8, 155.6	gbaranek@med.unc.edu
Andres, C. R.	105.17, 105.20	andres@med.univ-tours.fr	Barbaro, J.	123.8	j.barbaro@latrobe.edu.au
Andrés, S.	156.26	sandres@clinic.ub.es	Barbeau, E. B.	144.7 , 152.8	elise.brochu.barbeau@umontreal.ca
Angelos, L. A.	150.8	eangelos@wisc.edu	Barbieri-Welge, R.	105.11	rbarbieri-welge@chsd.org
Angkustsiri, K.	106.19	kathleen.angkustsiri@ucdmc.ucdavis.edu	Barcellos, L. F.	130.8	barcello@genepi.berkeley.edu
Annaz, D.	135.7	d.annaz@ucl.ac.uk	Bargiota, K.	134.5	kiratsw@yahoo.gr
Anney, R.	106.21 , 124.3, 131.1	anneyr@tcd.ie	Baron-Cohen, S.	105.10, 107.4, 115.10, 118.13, 108.17, 126.11, 136.15, 136.29, 137.3, 144.6, 146.16, 156.22	sb205@cam.ac.uk
Anns, S.	115.29	Sophie.Anns@tvu.ac.uk	Barr, D.	140.4	dlb1@cdc.gov
Anselmo, C.	154.22	canselmo@cnmc.org	Bartels, M.	105.10+B158	m.bartels@psy.vu.nl
Anthony, L.	138.3	lanthony@cnmc.org	Barthelemy, C.	105.17, 105.20, 137.11, 138.1, 158.1	catherine.barthelemy@chu-tours.fr
Antolovich, G.	112.6	giuliana.antolovich@rch.org.au	Bartlett, J.	124.12	bartlett@chgr.mc.vanderbilt.edu
Antonsdóttir, I. S.	123.6	ingibjorg.sif.antonsdottir@reykjavik.is	Bartolo, A.	116.6	angela.bartolo@univ-lille3.fr
Apicella, F.	123.9 , 123.11, 123.16	fabio.apicella@inpe.unipi.it			
Aragon, O. R.	137.22	oriana_clark@yahoo.com			
Arakawa, H.	157.15	Arakawa@hawaii.edu			
Arie, M.	145.29	miri-arie@northwestern.edu			
Arima, E. S.	126.7	arima.elaine@gmail.com			
Armson, B. A.	113.2	anthony.armson@iwwk.nshealth.ca			
Arnott, B.	153.2	b.m.arnott@durham.ac.uk			
Arroyo, M.	141.2	MonicaA@ppi.ucsf.edu			

Author Name	Abstract	Email Address	Author Name	Abstract	Email Address
Barton, M.	112.5, 123.21, 123.30, 146.28	marianne.barton@uconn.edu	Blakeley-Smith, A.	117.4, 146.18	audrey.blakeleysmith@uchsc.edu
Bastiaansen, J. A. C. J.	107.12 , 128.2	j.bastiaansen@med.umcg.nl	Blakely, R. D.	124.22	randy.blakely@vanderbilt.edu
Bastian, A.	115.24	bastian@kennedykrieger.org	Blakemore, S.	125.18	s.blakemore@ucl.ac.uk
Bates, M. E.	115.25	mebates@rci.rutgers.edu	Blanc, R.	158.1	r.blanc@chu-tours.fr
Battaglia, A.	145.14	agatino.battaglia@inpe.unipi.it	Blanchard, D. C.	157.15	blanchar@hawaii.edu
Bauer-Carlin, A.	105.11	astrid@ggc.org	Blanchard, R. J.	149 , 157.15	blanchar@hawaii.edu
Bauman, M.	105.14, 155.7	drb@ladders.org	Blatt, G.	155.7, 155.8	gblatt@bu.edu
Bauminger, N.	125.6	bauminn@mail.biu.ac.il	Blazey, L.	104.7	laura.blazey@student.manchester.ac.uk
Bavin, E. L.	123.3	e.bavin@latrobe.edu.au	Bloss, C.	150.4	cbloss@scripps.edu
Beals, K.	134.8	beals@autism-language-therapies.com	Blue, L.	132.8	Lisa.Blue@uky.edu
Beattie, T. L.	156.23	tricia.beattie@unb.ca	Blundell, J.	132.1	jacqueline.blundell@utsouthwestern.edu
Bebko, J. M.	103.6, 108.16, 135.8, 154.25, 156.31, 156.33	jbebko@yorku.ca	Boada Muñoz, L.	114.7 , 126.20, 133.2	lboada@isciii.es
Becchio, C.	158.5	becchio@psych.unito.it	Boasso, A.	130.2	adriano.boasso@hotmail.com
Beecham, E.	115.34	EXB204@bham.ac.uk	Boccuto, L.	105.18	lboccuto@ggc.org
Begeer, S.	114.18	S.Begeer@psy.vu.nl	Boddaert, N.	107.5	nathalie.boddaert@nck.aphp.fr
Behrmann, M.	107.2	behrmann@cmu.edu	Bodfish, J. W.	102.5, 145.1	Jim.Bodfish@ncmail.net
Bejerot, S.	106.15 , 106.16	susanne.bejerot@sll.se	Bodner, K. E.	106.26 , 156.6	bodnerke@upmc.edu
Belger, A.	141.8	aysenil_belger@med.unc.edu	Boelte, S.	134.3	Boelte@em.uni-frankfurt.de
Bell, J. A.	106.12	J.A.Bell@curtin.edu.au	Boer, F.	114.18	f.boer@amc.uva.nl
Bellus, G.	146.33	gary.bellus@tchden.org	Bolduc, C.	137.1	christiannebolduc@yahoo.ca
Belmonte, M. K.	103.2	belmonte@mit.edu	Bölte, S.	115.4 , 115.16	boelte@em.uni-frankfurt.de
Ben Bashat, D.	107.13	dafnab@tasmc.health.gov.il	Bolton, P. F.	107.16, 113.1, 126.11, 136.15, 156.22, 150.1	patrick.bolton@iop.kcl.ac.uk
Ben Itzhak, E.	103.7	benitze@ariel.ac.il	Bonneh, Y.	108.13	yoram.bonneh@weizmann.ac.il
BenAmor, L.	106.31	Leila_BenAmor@ssss.gouv.qc.ca	Bonnel, A. C.	156.17	anna.bonnel@mail.mcgill.ca
Benayed, R.	131.2	benayed@cabm.rutgers.edu	Bonner, J. D.	106.27, 126.10, 126.24	joseph.bonner@hc.msu.edu
Bendixen, R.	116.1	RBENDIX@ufl.edu	Bonnet-Brilhaut, F.	105.20, 137.11, 138.1	f.bonnet-brilhaut@chu-tours.fr
Benjamin, D.	134.15	david.benjamin@mac.com	Bonniau, B.	117.9	beatrice.bonniau@paris5.sorbonne.fr
Benner, A.	105.22	a.benner@dkfz.de	Book, L.	145.23	lab04j@fsu.edu
Bennett, T.	106.25, 154.23	bennett@HHSC.CA	Bookheimer, S.	107.15, 136.18	sbook@ucla.edu
Bennetto, L.	148.5 , 104.3, 156.19	bennetto@psych.rochester.edu	Boomsma, D. I.	105.10	DI.Boomsma@psy.vu.nl
Ben-Sasson, A.	108.15	ayelet@bu.edu	Boon, F.	157.4, 157.9	fboon@uwo.ca
Ben-Sira, L.	107.13	weinmaya@gmail.com	Boone, B.	131.6	braden.boone@Vanderbilt.Edu
Bentenuto, A.	125.15	a.bentenuto@studenti.unitn.it	Boorstein, H.	112.5 , 123.30, 146.28	hilary.boorstein@uconn.edu
Berl, M.	107.20	mberl@cnmc.org	Booth, A. E.	125.25	a-booth@northwestern.edu
Bernal, P.	130.8, 114.26	Pilar.Bernal@kp.org	Bopp, K. D.	103.1, 123.2	bopp@interchange.ubc.ca
Bernard, A.	157.2	amyb@alleninstitute.org	Borawski, S.	104.13	boraste@bu.edu
Berry, S.	143.4	sberry@peelcc.org	Bornholt, L. J.	145.3	laurelbau@yahoo.com.au
Bertoglio, K. C.	115.25	kiah.bertoglio@ucdmc.ucdavis.edu	Bornstein, M. H.	114.10, 125.15	bornstem@cfr.nichd.nih.gov
Bertone, A.	116.8, 135.6, 156.17	armando.bertone@mail.mcgill.ca	Boucher, J.	115.29	Jill.Boucher.1@city.ac.uk
Besnard, C.	154.18	cbesnard@glendon.yorku.ca	Boulanger, L. M.	101 , 101.2	lboulanger@ucsd.edu
Betancur, C.	124.7, 124.18	Catalina.Betancur@creteil.inserm.fr	Bourgeron, T.	119	thomasb@pasteur.fr
Beuker, K.	106.7 , 112.2	k.t.beuker@psy.umcn.nl	Bourke, J.	113.8	jennyb@ichr.uwa.edu.au
Beverdort, D. Q.	132.4, 144.17	david.beverdort@osumc.edu	Bourreau, Y.	138.1	y.bourreau@chu-tours.fr
Bhatara, A. K.	115.13, 136.17	anjali.bhatara@mail.mcgill.ca	Bower, C.	113.8	carolb@ichr.uwa.edu.au
Bigham, S.	115.29	Sally.Bigham@tvu.ac.uk	Bowler, D. M.	102.3 , 136.4, 136.10, 156.15, 156.21	d.m.bowler@city.ac.uk
Bigler, E.	144.23, 156.32	erin_bigler@byu.edu	Boyd, B.	134.19	boyd@mail.fpg.unc.edu
Bird, G.	102.6	g.bird@ucl.ac.uk	Bradlow, A. R.	137.9	abradlow@northwestern.edu
Bird, L. M.	105.11	lbird@rchs.d.org	Bradman, A.	140.4	abradman@socrates.berkeley.edu
Bishop, D.	129	dorothy.bishop@psy.ox.ac.uk	Bradshaw, J.	151.3	jessica.bradshaw@yale.edu
Bishop, S. L.	125.7 , 143.12, 153.1	sbishop@waisman.wisc.edu	Braeutigam, S.	141.7, 152.1	sven.braeutigam@psychiatry.oxford.ac.uk
Biswas, A.	145.10	a.biswas@shef.ac.uk	Brammer, M. J.	110.4 , 110.6, 144.5	mick.brammer@iop.kcl.ac.uk
Bjornsdottir, G.	131.7, 146.24	gyda.bjornsdottir@decode.is	Brandwein, A. B.	137.10 , 137.21	Alice1012@gmail.com
Black, D. O.	146.7 , 150.2, 154.22	blackdavid@mail.nih.gov	Brautigam, S. E.	114.12	sbrautigam@autismcenter.org
Black, L.	154.8, 154.11, 154.31, 156.28	lblack@cslu.ogi.edu	Brayne, C.	126.11	cb105@medschl.cam.ac.uk
Blades, M.	102.1	m.blades@shef.ac.uk	Breidbord, J.	134.9 , 146.16	jb606@medschl.cam.ac.uk
Blaha, L. M.	102.7	lblaha@indiana.edu			

Index

Author Name	Abstract	Email Address	Author Name	Abstract	Email Address
Brennan, P.	149	p.brennan@bristol.ac.uk	CADDRE Network, T.	126.19	dcs6@cdc.gov
Brenner, L.	122.5, 152.7	brenner@ucla.edu	Café, C.	146.21	guiomar@hpc.chc.min-saude.pt
Brenner, L. A.	115.1	lbrenner@wesleyan.edu	Cai, G.	124.7	guiqing.cai@mssm.edu
Bresnahan, M.	106.7, 112.2	mab29@columbia.edu	Cain, D. P.	157.9	cain@uwo.ca
Brett-Green, B.	148.3	Brett-Green@SPDFoundation.net	Cain, U.	134.7	usa_cain@urmc.rochester.edu
Brewster, D.	106.13	d.brewster@fsm.ac.fj	Cainelli, S.	114.10	stefanocainelli@yahoo.com
Brewster, S. J.	124.15	Stephanie.Brewster@childrens.harvard.edu	Calder, A. J.	115.32	andy.calder@mrc-cbu.cam.ac.uk
Brian, J.	123.23, 142.6, 143.4, 151.7	jessica.brian@sickkids.ca	Calvanio, R. J.	145.25	rcalvanio@yahoo.com
Briault, S.	105.20, 124.19	sylvain.briault@chr-orleans.fr	Calvo, R.	156.26	rcalvo@clinic.ub.es
Brigham, N. B.	116.3	nicolette.brigham@vanderbilt.edu	Cameron, J.	134.6	judy.cameron@ualberta.ca
Brimacombe, M.	106.5	brimacmb@umdnj.edu	Campana, E.	104.3	ellen.campana@asu.edu
Brindley, R.	115.9	r.brindley@ucl.ac.uk	Campbell, D. B.	105.14	daniel.campbell@vanderbilt.edu
Briscoe, J.	108.8	j.briscoe@bristol.ac.uk	Campbell, N. G.	124.22	nicholas.g.campbell@Vanderbilt.Edu
Brock, J.	121.2 , 154.7	jbrock@maccs.mq.edu.au	Campbell, R.	115.11, 135.7	r.campbell@ucl.ac.uk
Brodeur, D.	136.24	darlene.brodeur@acadiau.ca	Campos, M. L. R.	157.8 , 157.11	mlcampos@mackenzie.com.br
Brodkin, E. S.	133.4	ebrodkin@mail.med.upenn.edu	Canal-Bedía, R.	133.2	rcanal@usal.es
Bromberg, E.	146.31	esthermarcella@yahoo.es	Canitano, R.	118.6	r.canitano@ao-siena.toscana.it
Brookmn-Fraze, L.	117.7	lbrookman@ucsd.edu	Cantor, R. M.	105.9	rcantor@mednet.ucla.edu
Brost, D. R.	133.7	drb38@georgetown.edu	Carey, D. C.	104.8	careyd@kenedykrieger.org
Brown, C.	103.4, 156.34	carla.brown@gmail.com	Carletta, J.	116.6	jcarletta@ed.ac.uk
Brown, J.	115.2	jb421@psychol.cam.ac.uk	Caronna, E.	117.5	elizabeth.caronna@bmc.org
Brown, J.	145.26, 145.27	john.brown@ucdmc.ucdavis.edu	Carpenter, L. A.	130.5	carpent1@musc.edu
Brown, L.	104.12	L.Brown@ich.ucl.ac.uk	Carper, R.	150.4	rcarper@ucsd.edu
Brown, S.	115.34	SAB515@bham.ac.uk	Carr, K.	123.21	katelin.carr@gmail.com
Brown, W. T.	120.2, 132.2, 146.17, 146.20, 146.22, 155.9, 155.10	Ted.Brown@omr.state.ny.us	Carr, T.	143.12	tmhcarr@umich.edu
Brown-Brandwein, A.	137.21	alice1012@gmail.com	Carreira, I.	146.21	icarreira@fmed.uc.pt
Bruce, V. A.	102.7	brucev@uwindsor.ca	Carreiras, M.	154.17	mcarreir@ull.es
Brudzynski, S.	149	sbrudzyn@brocku.ca	Carrington, S. J.	144.8	sarah.carrington@sjc.ox.ac.uk
Bruneau, N.	137.11	n.bruneau@chu-tours.fr	Carroll-Sharpe, A.	108.14	abigail_carroll-sharpe@med.unc.edu
Brunetti, M.	117.11	m.brunetti@ausl.mo.it	Carter Barnes, C.	150.4	ccarter@ucsd.edu
Bruss, J.	114.12	jbbruss@jasnetworks.net	Carter, A. S.	117.5, 117.18, 123.12, 145.16, 146.19	alice.carter@umb.edu
Bryson, S. E.	106.25, 113.2, 123.23, 134.20, 134.22, 142.6 , 146.15, 151.2, 151.7, 153.6, 156.7	Susan.Bryson@iwk.nshealth.ca	Carter, E.	107.17	ejcarter@gmail.com
Brzustowicz, L.	131.2	brzustowicz@biology.rutgers.edu	Carver, L.	151.8	ljarver@ucsd.edu
BSRC	151.2	lonnie.zwaigenbaum@capitalhealth.ca	Casanova, M. F.	120 , 120.4	m0casa02@louisville.edu
Budden, S.	122.1	buddens@comcast.net	Cascio, C.	148 , 4 , 108.14	carissa.cascio@vanderbilt.edu
Buder, E. H.	154.19	ehbuder@memphis.edu	Case, L. K.	146.7, 154.22	claura@mail.nih.gov
Budzi ska, A.	134.24	iwr@iwr.pl	Casner, L. M.	123.12, 137.19, 137.20	lcasner@bu.edu
Buie, T. M.	105.14	TBUIE@PARTNERS.ORG	Cassel, T. D.	151.6	TBaker@umiami.ir.miami.edu
Buitelaar, J. K.	106.7, 112.2, 117.8, 123.10, 123.22, 144.2, 154.2	j.buitelaar@psy.umcn.nl	Cassell, J.	145.29	justine@northwestern.edu
Bullmore, E.	107.4, 144.6	etb23@cam.ac.uk	Castellanos, F. X.	107.24	castef01@nyumc.org
Bundschuh, M.	134.3	Boelte@em.uni-frankfurt.de	Castellanos, I.	115.18	icast003@fiu.edu
Bunse, C.	122.1	bunsec@wou.edu	Castillo, E. M.	107.10	eduardo.m.castillo@uth.tmc.edu
Burack, J. A.	122.8, 136.24, 156.17	jake.burack@mcgill.ca	Castillo, H.	105.12	heidi.castillo@cchmc.org
Burbach, P.	124.5	J.P.H.Burbach@umcutrecht.nl	Castro, C.	132.8	ccastro@mwri.magee.edu
Burdukova, J.	135.5	julia_burd@inbox.ru	Catani, M.	144.12	m.catani@iop.kcl.ac.uk
Burner, K.	137.16 , 137.23	kburner@u.washington.edu	Cavalcanti, H. M.	157.8, 157.11	helenmeira@hotmail.com
Burnette, C.	137.5	courtneyburnette@gmail.com	Celano, M.	156.27	celanom@mail.nih.gov
Burnham, D.	114.12	dburnham@pediamedpharma.com	Ceponiene, R.	137.23	rceponiene@crl.ucsd.edu
Burrows, B. M.	123.18	bethanyburrows@gmail.com	Cerbo, R.	114.24	rencerbo@tin.it
Burton, N.	153.2	n.j.burton@ncl.ac.uk	Cerros, C.	126.16	cmcerros@gmail.com
Butler, M. G.	124.11	mgbutler@cmh.edu	Cestnik, B.	137.25	bojan.cestnik@temida.si
Buxbaum, J. D.	124.7	joseph.buxbaum@mssm.edu	Chabane, N.	107.5	nadia.chabanne@rdp.aphp.fr
Buyske, S.	124.23	buyske@stat.rutgers.edu	Chacín, J. A.	146.31	chacin_jose@hotmail.com
Byers, S.	125.12	byers@unb.ca	Chakrabarti, B.	107.4, 115.10 , 144.6, 146.16	bc249@cam.ac.uk
Cachia, A.	107.5	arnaud.cachia@cea.fr	Chamak, B.	117.9	brigitte.chamak@paris5.sorbonne.fr
			Chan, P.	145.18	shan529@hotmail.com
			Chan, T.	146.3	tjchan@uci.edu
			Chandan, S.	126.10	schandana@jhsph.edu
			Chandler, S.	126.4	s.chandler@ich.ucl.ac.uk
			Chang, W. H.	157.12	wchang32@uwo.ca
			Chao, C.	134.18 , 146.14	ccchao54@yahoo.com.tw

Author Name	Abstract	Email Address	Author Name	Abstract	Email Address
Chaplin, W.	114.28, 134.14	chaplinw@stjohns.edu	Cook, Jr., E. H.	124.10	ecook@psych.uic.edu
Chapman, P.	156.24	Peter.Chapman@nottingham.ac.uk	Coolican, J.	134.22	jcoolica@dal.ca
Charman, T.	104.12, 114.4, 125.18, 126.4, 136.15, 137.12, 154.27, 156.22	t.charman@ich.ucl.ac.uk	Coon, H. H.	101.5	hilarly@bach.med.utah.edu
Chauhan, A.	146.1, 146.17 , 146.20, 146.22	abha.chauhan@omr.state.ny.us	Corbo, C.	132.2	CCorbo@Wagner.edu
Chauhan, V.	146.1 , 146.17, 146.20, 146.22	ved.chauhan@omr.state.ny.us	Corley, M.	116.6	martin.corley@ed.ac.uk
Chawarska, K.	112.7, 112.8, 136.11, 151.2, 151.3	katarzyna.chawarska@yale.edu	Cornish, K.	135.6	kim.cornish@mcgill.ca
Chen, Y.	136.3	yuanhengchen@gmail.com	Corrales, M. A.	118.17 , 126.25	corrales@post.harvard.edu
Cherkassky, V.	107.25, 152.4	cherkassky@uab.edu	Correia, C.	134.12	ccorreia@igc.gulbenkian.pt
Cheslack-Postava, K.	133.8	kcheslac@jhsph.edu	Correia, N. M. M.	116.2	correia.nataliamaria@gmail.com
Chez, M.	137.4	chez2@sutterhealth.org	Corsello, C.	114.3	ccorsello@ucsd.edu
Chiang, C.	106.18, 123.17 , 126.6	psychc@ccu.edu.tw	Cosenza, A.	134.21	a.cosenza@inpe.unipi.it
Childress, D.	123.29	deb_childress@med.unc.edu	Coskun, M. A.	107.10	macoskun@gmail.com
Chilvers, R.	145.21	r.chilvers@ich.ucl.ac.uk	Cottier, J.	107.11	cottier@med.univ-tours.fr
Chitty, D.	134.2	Dorothy.Chitty@iwk.nshealth.ca	Coulston, R.	156.28	rachel@cslu.ogi.edu
Chiu, P.	144.22	pchiu@cpu.bcm.edu	Courchesne, E.	150.4	ecourchesne@ucsd.edu
Chlebowski, C.	146.28	colby.chlebowski@uconn.edu	Coutanche, M. N.	146.13, 156.14	marc.coutanche@psych.ox.ac.uk
Choi, J.	131.2	choi@CABM.rutgers.edu	Coutinho, A.	146.21	anacoutinho@fm.ul.pt
Chowdhury, U.	145.21	uttom.chowdhury@blpt.nhs.uk	Couture, M.	116.4	melanie.couture@mail.mcgill.ca
Christ, S.	125.10	ChristSE@missouri.edu	Cragg, L.	154.7	lucy.cragg@nottingham.ac.uk
Christakou, A.	107.7	anastasia.christakou@iop.kcl.ac.uk	Craig, M.	152.3	m.craig@iop.kcl.ac.uk
Christodulu, K. V.	134.28	kvc@albany.edu	Crais, E.	123.29, 135.4	bcrais@med.unc.edu
Chu, J.	117.14	lostifide_judee@hotmail.com	Crane, L.	156.12	L.Crane@gold.ac.uk
Chudley, A.	105.1, 124.16	chudley@cc.umanitoba.ca	Crawford, D. A.	134.24	dakc@yorku.ca
Cicchino, J.	115.21	jjcicchino@andrew.cmu.edu	Crawford, E.	124.22	emily.crawford@vanderbilt.edu
Ciocca, V.	156.17	vciocca@audiospeech.ubc.ca	Crawley, J.	149	crawleyj@intra.nimh.nih.gov
Clark, T. R.	114.8	tclark@aspect.org.au	Creemers, J. W.	106.17	John.Creemers@med.kuleuven.be
Clarke, P.	121.8	p.clarke@psych.york.ac.uk	Crepel, A. C.	105.13 , 124.9	an.crepel@med.kuleuven.be
Clarke-Stewart, K. A.	146.3	acstewart@uci.edu	Crocetti, D.	144.19	crocetti@kennedykrieger.org
Clayton, N.	149	nsc22@cam.ac.uk	Croen, L. A.	113.3, 114.26, 130.8	lisa.a.croen@kp.org
Cleary, J. E.	154.19	jcleary@memphis.edu	Crowe, T.	103.8	crowetn@missouri.edu
Clibbens, J.	135.2	john.clibbens@plymouth.ac.uk	Csibra, G.	115.14, 156.22	g.csibra@bbk.ac.uk
Clifford, P.	114.18	P.Clifford@debascule.com	Cuccaro, M. L.	124.8 , 124.12, 124.17, 131.8, 153.7	m.cuccaro@miami.edu
Clifford, S.	104.12	S.Clifford@ich.ucl.ac.uk	Cukier, H. N.	124.17	hcukier@med.miami.edu
Clifford, T.	117.12	4tc29@queensu.ca	Cuniff, C.	130.3	ccuniff@peds.arizona.edu
Cochrane, L. E.	124.3 , 131.1	cochranl@tcd.ie	Cunningham, A. B.	114.23 , 134.30	abcuninn@ucsd.edu
Cockburn, J.	103.4, 156.34	jeff.cockburn@gmail.com	Cupello, S.	154.26	sylvia.cupello@freeokin.org
Coffing, M.	104.15	mcoffing@umich.edu	Curran, L. K.	146.6	lkcurran@comcast.net
Cohen, C.	105.7, 106.11, 114.25	cohenc@kennedykrieger.org	Da Fonseca, D.	115.33	david.dafonseca@mail.ap-hm.fr
Cohen, D.	117.9	david.cohen@psl.ap-hop-paris.fr	Daalen, Van, E.	151.5, 123.22 , 124.5	E.vandaalen@umcutrecht.nl
Cohen, I. L.	105.1, 120.2, 124.16, 130.6, 155.9, 155.10	ilcphd@gmail.com	Dager, S.	153.3	srd@u.washington.edu
Cohen, J.	107.15	jrcohen@psych.ucla.edu	Dale, N.	125.11	DaleN@gosh.nhs.uk
Coleman, M.	115.11, 135.7	m.coleman@ucl.ac.uk	Dalrymple, N.	117.13	njdalr@earthlink.net
Colle, L.	158.5	colle@psych.unito.it	Dalton, K. M.	150.8	kmdalton@wisc.edu
Collins, A. L.	132.6	alc23@chg.duhs.duke.edu	Daly, E.	107.9, 107.16, 144.12, 150.1, 150.5, 152.3	e.daly@iop.kcl.ac.uk
Collins, C. D.	124.15	ccollins@enders.tch.harvard.edu	Damarla, S. R.	144.2	saudamin@andrew.cmu.edu
Collins, J. S.	105.18	julianne@ggc.org	Dame, K. M.	117.18	kdame@bu.edu
Colombi, C.	106.8, 145.28	ccolombi@ucdavis.edu	Daniels, A. M.	126.18	adaniels@jhsph.edu
Coman, D. C.	136.26, 137.13, 143.15, 146.27, 146.29	dcoman@psy.miami.edu	Danion, A.	117.9	anne.danion@chru-strasbourg.fr
Congiu, S.	108.5	congiu@media.unisi.it	Danovitch, J.	125.26	judith.danovitch@yale.edu
Connor, C.	115.24	connor@jhu.edu	Daoud, H.	105.20	hussein.daoud@etu.univ-tours.fr
Connors, S. L.	146.6	connorss@kennedykrieger.org	Dapretto, M.	107.15, 136.18	mirella@loni.ucla.edu
Conroy, J.	124.3	conroyju@tcd.ie	Davidson, R. J.	150.8	rjdavidson@wisc.edu
Constantino, J. N.	139 , 151.2	constantino@wustl.edu	Davies, J.	114.9 , 125.23	daviej@spu.edu
Cook, I.	106.8	ian.cook@ucdmc.ucdavis.edu	Davis, N. R.	124.13	n.davis@yale.edu
			Davis, R. R.	106.2	rrdavis@ucdavis.edu
			Davison Jenkins, A.	126.4	abi_davison@hotmail.com

Index

Author Name	Abstract	Email Address	Author Name	Abstract	Email Address
Dawson, G.	103.5, 107.6, 118.10, 136.19, 137.6, 137.16, 143.13, 144.25, 151.2, 153.3	dawson@u.washington.edu	Dixon, D. R.	114.17	d.dixon@centerforautism.com
Dawson, M.	152.8, 156.10	naamichelle@yahoo.ca	Dixon, G.	113.8	glenysd@ichr.uwa.edu.au
Day, C.	124.1	cmday@ucdavis.edu	Dobkins, K.	151.2, 151.8	kdobkins@ucsd.edu
D'Cruz, A.	155.4	adcruz@psych.uic.edu	Dobyns, W. B.	105.8	wbd@genetics.uchicago.edu
De Bruin, E. I.	123.15, 125.20 , 125.21, 136.9	e.debruin@erasmusmc.nl	Dodds, L.	113.2	l.dodds@dal.ca
De Caris, M.	114.24	fondazioneilcireneo@alice.it	Doehring, P.	117.10	doehringp@christina.k12.de.us
De Cock, P.	124.9	paul.decock@uz.kuleuven.ac.be	Dohrmann, E.	151.8	dohrmann@ucsd.edu
De Falco, S.	104.6, 114.10 , 125.15	defalco@form.unitn.it	Dolan, R. J.	102.6	rdolan@fil.ion.ucl.ac.uk
De Gelder, B.	107.1, 141.3	degelder@uvt.nl	Dolev, S.	130.1	sdolev@psy.haifa.ac.il
De Haan, M.	137.12	m.de-haan@ich.ucl.ac.uk	Dominick, K. C.	138.5	dominick@bu.edu
De Klerk, N.	113.8	nickdk@ichr.uwa.edu.au	Donaldson, S. A.	116.1, 125.8	sadnldsn@ufl.edu
De la Marche, W.	106.17	wouter.delamarche@uz.kuleuven.be	Doneddu, G. S.	117.11, 134.4	iosettodoneddu@aob.it
De la Serna, E.	156.26	edelaserna@clinic.ub.es	Donkers, F. C.	141.8	franc_donkers@med.unc.edu
De Lagarde, D.	106.12	Danielle.deLagarde@health.wa.gov.au	Dougali, A.	155.1	tatiad@gmail.com
De Laurenzi, V.	114.24	delaurenzi@uniroma2.it	Dowell, L. R.	130.7	dowell@kennedykrieger.org
De Marchena, A.	135.14	ashley.de_marchena@uconn.edu	Dowey, A.	117.2	ALAN.DOWEY@new-tr.wales.nhs.uk
De Martino, B.	102.6	b.martino@fil.ion.ucl.ac.uk	Downey, L.	145.2	ldowney@groupwise.swin.edu.au
De Martino, S.	154.28	demartinosonia@hotmail.com	Doyle, K. A.	144.3	doyleka@mcmaster.ca
De Nijs, P. F.	123.15, 125.20, 125.21	p.denijs@erasmusmc.nl	Draper, C.	150.2	draperc@mail.nih.gov
De Paula, C.	126.13, 126.14	csilvestrep@uol.com.br	Dritschel, B.	102.8	bd9@st-and.ac.uk
De Villiers, J.	156.28	jacques@cslu.ogi.edu	Drmic, I. E.	156.7	irene.drmic@sickkids.ca
De Weerd, W.	116.5	Willy.Deweerd@faber.kuleuven.be	Drost, D.	107.19	drost@lawsonimaging.ca
Dedeoglu, C.	145.11	info@yankiyazgan.com	Drummond, K.	123.23	kdrummond@oise.utoronto.ca
Deeley, Q.	152.3	q.deeley@iop.kcl.ac.uk	Dua, V.	118.14 , 143.18, 143.19	vdua@cw.bc.ca
Dekker, M.	118.7	m.c.dekker@erasmusmc.nl	DuBray, M.	144.23 , 156.32	molly.dubray@hsc.utah.edu
Del Giudice, M.	158.5	marco.delgiudice@unito.it	Duchesnay, E.	107.5	edouard.duschenay@cea.fr
DellaRosa, A.	107.20, 138.3	anne.dellarosa@gmail.com	Dudgeon, J.	146.3	jdudgeon@csulb.edu
Dereu, M.	106.23, 125.28	Mieke.Dereu@Ugent.be	Dufek, S.	114.22 , 143.2	sdufek@ucsd.edu
Deruelle, C.	115.33	deruelle@incm.cnrs-mrs.fr	Duketis, E.	134.3	E.Duketis@med.uni-frankfurt.de
Desire, N.	137.8 , 137.14	naddley.desire@umontreal.ca	Duku, E.	106.25, 153.6, 154.23	duku@mcmaster.ca
Desrocher, M. E.	115.6	mdesroch@yorku.ca	Dumont-Mathieu, T.	112.5, 123.30, 146.15, 146.28	fjmathieu@alo.com
Destrieux, C.	107.11	destrieux@med.univ-tours.fr	Dunfield, K. A.	156.5	kristen.dunfield@gmail.com
Deusch, C.	124.20	cdeusch@shriver.org	Durand, V. M.	134.28	mdurand@stpt.usf.edu
Devillard, F.	124.18	FDevillard@chu-grenoble.fr	Durkin, M.	130.5	mdurkin@wisc.edu
DeVincent, C.	118.3	carla.devinent@sunysb.edu	Durocher, J. S.	126.22, 126.23 , 134.23	jstella@miami.edu
Devine, C.	126.15	cdevine@uci.edu	Durukan, I.	118.5	idurukan2003@yahoo.com
Devine, O.	126.9	odevine@cdc.gov	Dworzynski, K.	146.12	k.dworzynski@iop.kcl.ac.uk
Devito, T.	107.19	tdevito@lawsonimaging.ca	Dziobek, I.	115.16, 144.13, 152.5 , 156.13	dziobek@mpib-berlin.mpg.de
Devouche, E.	135.13	emmanuel.devouche@univ-paris5.fr	Ecker, C.	107.16, 150.5	c.ecker@iop.kcl.ac.uk
Devriendt, K.	105.13, 106.17, 124.9	koen.devriendt@med.kuleuven.be	Eckstrom, J.	125.23	eckstrom@u.washington.edu
Dewhurst, S. G.	107.17	sgd2x@andrew.cmu.edu	Edelson, L. R.	104.13, 121.1	ledelson@bu.edu
Di Ceglie, D.	118.13	gidu@tavi-port.nhs.uk	Edwards, K. S.	132.4	edwards.719@osu.edu
Di Martino, A.	107.24	dimara01@med.nyu.edu	Edwards, M.	118.3	edwards.134@osu.edu
Dichter, G.	145.1	dichter@biac.duke.edu	Edwards, N. A.	146.19	nicolea@bu.edu
DiCicco-Bloom, E.	132.3, 157.13	diccicem@umdnj.edu	Ehrenberg, A.	117.9	ehren@ehess.fr
Diehl, A.	112.4, 156.19	alison_diehl@urmc.rochester.edu	Eigsti, I.	135.14, 136.2, 136.33, 156.30	inge-marie.eigsti@uconn.edu
Diehl, J. J.	121.7	joshua.diehl@yale.edu	Eileen, C.	123.3	eileen.Cini@mcri.edu.au
Dietz, C.	117.8 , 123.10, 123.22, 151.5	c.dietz@umcutrecht.nl	Einarsdottir, H.	131.7, 146.24	hrefnaein@internet.is
DiGuseppi, C.	130.5, 146.18	Carolyn.DiGuseppi@UCHSC.edu	Einav, S.	121.2, 154.7	Shiri.Einav@psy.ox.ac.uk
DiLavore, P.	112.1	Pamela_DiLavore@med.unc.edu	Einfeld, S. L.	123.5	s.einfeld@usyd.edu.au
Diller, A.	125.1	adiller@grodencenter.org	Ekas, N.	143.6 , 143.14	nekas@nd.edu
Dillon, A. R.	103.3	adillon@mednet.ucla.edu	Eksteine, P. M.	107.13	weinmaya@gmail.com
Dimas, K.	155.1	clairdimas@hotmail.com	El Kaliouby, R.	145.7 , 145.9	kaliouby@media.mit.edu
DiNino, M. T.	115.1	MDiNino4@gmail.com	Elam, M.	137.24	Mikael.Elam@neuro.gu.se
Dinstein, I.	107.2	ilan@cns.nyu.edu	Elder, J. H.	125.8, 116.1	elderjh@ufl.edu
Dissanayake, C.	123.8, 158.4	c.dissanayake@latrobe.edu.au	Elder, L. M.	143.13	lelder@u.washington.edu
Dittrich, W. H.	115.32	w.h.dittrich@herts.ac.uk	Elfers, T.	145.5	tea@sfu.ca
			Elfert, M.	117.6	melfert@shaw.ca
			Elias, E. R.	146.33	elias.ellen@tchden.org

Author Name	Abstract	Email Address	Author Name	Abstract	Email Address
Elison, J. T.	102.5	elison@email.unc.edu	Flanagan, T.	136.24	tara.flanagan@mcgill.ca
Ellis-Weismer, S.	154.14	ellisweismer@wisc.edu	Fletcher, R.	145.9	fletcher@media.mit.edu
Elsabbagh, M.	136.15, 151.1, 156.22	m.elsabbagh@bbk.ac.uk	Fletcher-Watson, S.	115.15	sue.fletcher-watson@ncl.ac.uk
Elzouki, S. Y. A.	135.3	s.elzouki@leedsmet.ac.uk	Flitton, A.	137.12	ajflit@yahoo.com
Emanuel, B.	124.5	emanuel@email.chop.edu	Flory, M.	120.2, 155.9, 155.10	mjflory@rcn.com
Emond, A. M.	122.7, 123.13, 123.14, 126.21	Alan.Emond@bristol.ac.uk	Flory, M. J.	130.6	Michael.Flory@omr.state.ny.us
Engeland, H.	124.5, 123.22, 151.5	hengelan@umcutrecht.nl	Fois, A.	114.15	alessandra_fois@virgilio.it
Enstrom, A.	106.2, 157.5	amenstrom@ucdavis.edu	Foley, J.	134.7	jennifer_foley@urmc.rochester.edu
Ercan-Sencicek, A. G.	124.13	adife.ercan-sencicek@yale.edu	Foley, K. A.	157.4 , 157.9	kfoley6@uwo.ca
Ericson, J. E.	146.3	jeericso@uci.edu	Foley, S.	146.13, 156.14	suzanne.foley@psych.ox.ac.uk
Eriksen, M. E.	123.26	mettee@psy.au.dk	Folstein, S. E.	121.5	sfolstein@rcn.com
Eskenazi, B.	140, 4	eskenazi@berkeley.edu	Fombonne, E.	106.25, 115.13, 116.4, 123.19, 136.17, 146.15, 153.6	eric.fombonne@mcgill.ca
Esler, A.	115.22 , 154.14	aesler@wisc.edu	Forgeot d'Arc, B.	156.16	forgeot@ens.fr
Esposito, G.	104.6 , 114.10, 125.15	gianluca.esposito@unitn.it	Forster-Gibson, C.	105.1, 124.16	gibsonc@post.queensu.ca
Essa, M.	146.17, 146.20 , 146.22	drmdessa@gmail.com	Fossdal, R.	131.7 , 146.24	ragnheidur.fossdal@decode.is
Essick, G. K.	108.14	essickg@dentistry.unc.edu	Foss-Feig, J. H.	146.3 , 146.4	jennifer.h.foss-feig@vanderbilt.edu
Estes, A. M.	143.13, 153.3	estesa@u.washington.edu	Foster, C.	106.11, 114.25, 124.2	fosterc@KennedyKrieger.org
Estourgie-van Burk, G. F.	105.10	F.Estourgie@vumc.nl	Foxe, J.	137.10, 137.21	foxe@nki.rfmh.org
Etherton, M. R.	132.1	mark.etherton@utsouthwestern.edu	Francis, J.	136.5	ssljf@exchange.shu.ac.uk
Evans, A. C.	150.3	alan.evans@mcgill.ca	Francis, J. T.	157.12	jfranci2@uwo.ca
Evans, D.	114.8	d.evans@usyd.edu.au	Francis, K.	155.1	cfrancis@otenet.gr
Evron, J.	146.10	Judith.Evron@sheba.health.gov.il	Frank, K.	114.2	kim.frank@vanderbilt.edu
Eydgahi, H.	145.9	hoda@mit.edu	Frankel, F.	103.3, 114.9	ffrankel@mednet.ucla.edu
Fadda, R.	134.4	robafadda@unica.it	Freedland, R. L.	130.6	freedland@mail.csi.cuny.edu
Faja, S.	103.5	susfaja@u.washington.edu	Freedman, B. H.	146.5	freedman@kennedykrieger.org
Farkas, L.	124.2	lfarkas@interlog.com	Freeman, N. L.	103.6	nancy.freeman@surreyplace.on.ca
Farmer, J. E.	106.29, 117.20	farmerje@missouri.edu	Freeth, M.	156.24	lpxmf@psychology.nottingham.ac.uk
Farrar, J.	114.20	farrar@ufl.edu	Freitag, C. M.	144.15	christine.freitag@uniklinikum-saarland.de
Farrell, K.	118.13	kristandmarc@hotmail.com	Freson, K.	106.17	Kathleen.Freson@med.kuleuven.be
Farzadegan, H.	126.10	hfazade@jhsph.edu	Frith, U.	149 , 115.9, 142.1, 154.17	u.frith@ucl.ac.uk
Faubert, J.	116.8, 136.6	jocelyn.faubert@umontreal.ca	Froehlich, A.	144.23, 156.32	alyson.froehlich@hsc.utah.edu
Fein, D.	112.5, 123.21, 123.30, 136.2, 136.33, 146.28, 154.3, 154.6, 154.9, 154.10, 156.30	deborah.fein@uconn.edu	Fryns, J.	124.9	Jean-Pierre.fryns@med.kuleuven.ac.be
Feineis-Matthews, S.	115.4	Feineis-Matthews@em.uni-frankfurt.de	Fuchs, D.	130.2	dietmar.fuchs@i-med.ac.at
Felder, B.	105.22	b.felder@dkfz.de	Fuentes Biggi, J.	114.7	AMEX.C.VIAJES@AEXP.COM
Fell, D. B.	113.2	deshayne.fell@iwk.nshealth.ca	Fuentes, C.	115.24	CFuentes@jhmi.edu
Ferdig, R.	116.1	rferdig@ufl.edu	Fuentes, J.	147	jfuentes@ipeuropa.com
Ferguson, M.	124.19	fergusonmartine@yahoo.fr	Fugard, A.	145.2	a.fugard@ed.ac.uk
Fermano, Z.	122.3	z.fermano@gmail.com	Fujinami, R. S.	101 , 101.5	robert.fujinami@hsc.utah.edu
Fernandez, E. B.	156.4	elianabfernandez@gmail.com	Fujita, T.	137.17	tak-fuji@neurophy.med.kyushu-u.ac.jp
Ferrari Arroyo, M. J.	114.7, 126.5, 126.20, 133.2	mferrari@isciii.es	Fukumoto, R.	136.22	rie@darwin.c.u-tokyo.ac.jp
Ferretti, L.	134.4	ferretlu@tiscali.it	Fulceri, F.	123.11, 123.16	fulcerifrancesca@libero.it
Fidler, D.	112.3, 146.18	dfidler@CAHS.Colostate.edu	Füllgrabe, C.	108.12 , 122.6	cf277@cam.ac.uk
Filipek, P. A.	126.15	filipek@uci.edu	Fulton, C.	144.11, 144.18	cnfulton@umich.edu
Filliter, J. H.	156.18	filliter@dal.ca	Gabis, L.	146.9 , 146.10	gabis@post.tau.ac.il
Findlay, A. M.	141.2	anne.findlay@radiology.ucsf.edu	Gabriels, R.	138.4 , 138.7	gabriels.robin@tchden.org
Findlay, J. M.	136.12	j.m.findlay@durham.ac.uk	Gaddour, N.	124.6	naoufel@gmx.net
Fine, A.	121.1	abfine@bu.edu	Gadow, K.	118.3	kenneth.gadow@stonybrook.edu
Finucane, B.	134.29	Brenda_Finucane@elwyn.org	Gage, N.	103.8	gagen@missouri.edu
Fireman, B.	130.8	Bruce.Fireman@kp.org	Gage, N. M.	141.6, 152.6	ngage@uci.edu
Fischer, A. J.	134.23	a.fischer2@umiami.edu	Gagnon, Y.	107.19	ygagnon@lawsonimaging.ca
Fishbein, H.	145.25	hfishbein@cscbroward.org	Gaha, L.	124.6	gaha.lotfi@ms.tn
Fiske, G. M.	125.25	g-fiske@northwestern.edu	Gaigg, S. B.	102.3, 136.4 , 156.21	s.b.gaigg@city.ac.uk
Fitzgerald, M. F.	115.8	fitzi@iol.ie	Gaillard, W.	107.20	wgaillard@cnmc.org
Flanagan, H. E.	103.6	hpenn@yorku.ca	Galdzicki, M.	124.15	michal.galdzicki@gmail.com
Flanagan, J. R.	145.19	flanagan@queensu.ca	Gallagher, L.	106.21, 115.17, 115.31, 124.3, 131.1	lgallagh@tcd.ie

Index

Author Name	Abstract	Email Address	Author Name	Abstract	Email Address
Galuta, I.	136.27	ilia_mgppu@mail.ru	Goldstein, G.	136.31	ggold@nb.net
Game, R.	124.22	rachel.game@vanderbilt.edu	Goldstein, M.	138.4	mark.goldstein@uchsc.edu
Gamliel, I.	106.3	ifat.gamliel@mail.huji.ac.il	Golse, B.	105.21	bernard.golse@nck.aphp.fr
Garavan, H.	115.31	garavanh@tcd.ie	Gomes, H.	137.10, 137.21	hgomes@earthlink.net
Garbett, K.	105.4, 131.6	krassi@garbett.org	Gomot, M.	138.1	m.gomot@chu-tours.fr
García-Andrés, E.	126.20, 133.2	egarciaandres@isciii.es	Gonzalez, V.	126.22, 126.23	v.gonzalez2@miami.edu
García-Primo, P.	126.5 , 126.20, 133.2	garciaprimo@isciii.es	González, Z.	146.31	zoila_18@hotmail.com
Gardiner, J. M.	102.3, 136.4	john.gardiner.1.@city.ac.uk	Goodman, L.	125.16 , 156.5	4lg@queensu.ca
Gardner, J. M.	130.6	karmelgardner@gmail.com	Goodman, S. J.	123.18	sagoodman@fordham.edu
Garib-Penna, S.	115.28	s.garib-penna@uel.ac.uk	Goodwin, M.	125.1 , 145.7, 145.9	mgoodwin@grodencenter.org
Garland, A. F.	117.7	agarland@casrc.org	Gorchen, S.	124.6	sawgor2@yahoo.fr
Garner, I.	136.5	sslig@exchange.shu.ac.uk	Gorczyca, P.	145.4	gormasp@o2.pl
Garon, N.	142.6, 151.7	nancy.garon@hwk.nshealth.ca	Gordon, M. M.	157.4	mgordo23@uwo.ca
Garwood, H.	136.15 , 156.22	h.garwood@bbk.ac.uk	Gorwood, P.	105.21	philip.gorwood@bichat.inserm.fr
Gasteratos, A.	114.13	epsypea1@otenet.gr	Gosar, D.	145.17	davidgosar@yahoo.com
Gastgeb, H. Z.	156.6	hoz8@pitt.edu	Gotham, K.	112.1, 130.4	kog@umich.edu
Gazzola, V.	128.2	v.gazzola@rug.nl	Gould, J.	129	elliott.house@nas.org.uk
Gelman, N.	107.19	ngelman@lawsonimaging.ca	Grace, I.	136.28	giarocci@sfu.ca
Gennetier, A.	124.18	Aurélie.Gennetier@snv.jussieu.fr	Grachev, V. V.	156.9	gratchev@mail.ru
George, R.	115.28	r.george@uel.ac.uk	Granana, N. E.	156.4	ngranana@hotmail.com
Georgiades, S.	106.25, 146.15, 153.6	georgis@mcmaster.ca	Grandi, E.	158.5	elisa.grandi@unito.it
Gernsbacher, M. A.	115.22, 154.14	magersnb@wisc.edu	Granpeesheh, D.	114.17	d.granpeesheh@centerforautism.com
Geschwind, D.	105.9	dhg@mednet.ucla.edu	Grant, K.	143.5	grantkar@ohsu.edu
Geurts, B.	154.2	bart.geurts@phil.ru.nl	Grassi, C.	123.9	cinzia.grassi@inpe.unipi.it
Geurts, H. M.	136.3	h.m.geurts@uva.nl	Gratier, M.	135.13	gratier@gmail.com
Gevers, C.	114.18	C.Gevers@debascule.com	Gray, K. M.	123.5	kylie.gray@med.monash.edu.au
Ghahremani, D.	107.15	dara@psych.ucla.edu	Grayson, L.	108.8	Graysonl@cardiff.ac.uk
Gharani, N.	131.2	gharani@biology.rutgers.edu	Greaves-Lord, K.	118.7 , 123.15	k.greaves-lord@erasmusmc.nl
Giannaka, A.	158.6	yannaca@yahoo.gr	Green, C.	108.11	cherie.green@ucdmc.ucdavis.edu
Giard, M.	137.11	giard@lyon.inserm.fr	Green, J.	123.21	james.green@uconn.edu
Giarelli, E.	123.7, 130.3, 130.5	giarelli@nursing.upenn.edu	Green, J.	104.7, 104.11, 151.1	jonathan.green@manchester.ac.uk
Gibbs, M. C.	106.20	gibbs@bcm.tmc.edu	Green, R.	118.13	richard.green@imperial.ac.uk
Gibbs, T.	155.7, 155.8	tgibbs@bu.edu	Greenberg, J. S.	125.7	greenberg@waisman.wisc.edu
Giedd, J. N.	107.18, 150.2, 156.27	jg@nih.gov	Greenson, J.	107.6, 118.10, 136.19, 144.25	greenson@u.washington.edu
Gilbert, E.	106.31, 115.30	elsa.gilbert.1@ulaval.ca	Greffou, S.	116.8	selma.greffou@umontreal.ca
Gilbert, J. R.	124.8, 124.17, 124.12, 131.8, 153.7	jgilbert@med.miami.edu	Gregg, J. P.	106.2, 157.5	jgregg@ucdavis.edu
Gill, M.	106.21, 115.17, 115.31, 124.3, 131.1	mgill@tcd.ie	Grenesko, E. L.	123.25	egrenesko@projects.sdsu.edu
Gillberg, C.	115.7, 124.18, 137.24	christopher.gillberg@pediat.gu.se	Grether, J. K.	113.3 , 113.5, 133.8	judith.grether@cdph.ca.gov
Gilmour, J.	138.8	jane@cramond.demon.co.uk	Grezes, J.	128 , 128.4	julie.grezes@ens.fr
Gimenez, M. M.	156.4	psigimenez@arnet.com.ar	Grieve, P.	137.27	pgg3@columbia.edu
Ginchat, V.	124.18	vincguinch46@hotmail.com	Griffiths, H.	154.7	helen.griffiths@psy.ox.ac.uk
Girardot, A. M.	156.11	gir.jacques@wanadoo.fr	Grinter, E.	155.3	grinte01@student.uwa.edu.au
Giraud, I.	137.14	iz_giraud@hotmail.com	Groden, J.	125.1	jgroden@grodencenter.org
Girimaji, S.	143.9	girimaji@nimhans.kar.nic.in	Groen, W.	144.2	w.groen@psy.umcn.nl
Gisel, E.	116.4	erka.gisel@mcgill.ca	Grossman, R. B.	104.13	ruthberg@bu.edu
Givens, B. S.	132.4	givens.7@osu.edu	Grossman, S. A.	117.18, 145.16 , 146.19	shulag@bu.edu
Glasson, E.	113.8	Emma.Glasson@health.wa.gov.au	Groth, D.	106.12	D.Groth@curtin.edu.au
Gluga, T.	136.15	t.gluga@bbk.ac.uk	Grupe, D. W.	144.21, 152.2	daniel.grupe@yale.edu
Godbout, R.	137.1	roger.godbout@umontreal.ca	Grzadzinski, R. L.	145.13	rlynn@umich.edu
Goddard, L.	102.8 , 156.12	L.Goddard@gold.ac.uk	Gu, H. H.	132.4	gu.37@osu.edu
Goin-Kochel, R. P.	106.20 , 123.20	koche1@bcm.tmc.edu	Guariglia, S. R.	132.2	SR6237@nyu.edu
Goldberg, J.	144.3	goldbej@mcmaster.ca	Guazzo, G. M.	104.4	gmguazzo@tin.it
Goldberg, W. A.	146.3	wendy.goldberg@uci.edu	Guberman, A.	125.30	ainatgub@gmail.com
Golding, J.	122.7 , 123.13 , 123.14, 126.21	Jean.Golding@bristol.ac.uk	Gudmundsson, O. O.	131.7, 146.24	olafurog@landspitali.is
Goldman, S.	154.3	sylviegold@aol.com	Guérin, P.	105.20	pguerin@ch-chartres.fr
Goldman, S. E.	114.2	suzanne.e.goldman@vanderbilt.edu	Guest, S.	108.14	steve_guest@dentistry.unc.edu
Golding, S.	106.8	stacy.golding@ucdmc.ucdavis.edu	Guidoux, A.	136.13	acs_guidoux@hotmail.com

Author Name	Abstract	Email Address	Author Name	Abstract	Email Address
Gupta, S.	132.8	sgupta@uci.edu	Heaton, P.	108.6, 125.9	p.heaton@gold.ac.uk
Gürkan, C. K.	118.5	kaganka@gmail.com	Hedges, D. L.	124.17	dhedges@med.miami.edu
Gurrieri, F.	105.18	fgurrieri@rm.unicatt.it	Heeger, D. J.	107.2	david.heeger@nyu.edu
Guter, S.	124.10 , 138.2	sguter@psych.uic.edu	Heekeren, H. R.	144.13, 152.5, 156.13	heekeren@mpib-berlin.mpg.de
Guthrie, D.	106.16	ERITVO@AOL.COM	Heidarabady, S.	106.12	s_heidarabady@yahoo.com
Guthrie, W. J.	104.15 , 112.1, 153.4	wguthrie@umich.edu	Heinsen, H.	120.3	heinsen@mail.uni-wuerzburg.de
Gutierrez, Jr., A.	134.23	agutierrez@psy.miami.edu	Helt, M.	112.5, 136.2, 136.33, 156.30	molly.helt@uconn.edu
Gutierrez, R.	114.22	bgutierrez@psy.ucsd.edu	Henderson, H. A.	136.26 , 137.5, 137.13, 141.5, 143.15, 146.27, 146.29	h.henderson@miami.edu
Gutstein, S.	134.5	gutstein@rdiconnect.com	Henderson, L. M.	121.8	l.henderson@psych.york.ac.uk
Gwye, Y.	132.5	ynnezgwye@gmail.com	Hendler, T.	107.13	weinmaya@gmail.com
Gyftogianni, M.	114.13	epsypea1@otenet.gr	Hendren, R. L.	115.25	rlhendren@ucdavis.edu
Haberl, L.	136.8	4lsh@queensu.ca	Hendry, J.	107.19	JHendry@ctg.queensu.ca
Häberlen, M.	144.15	christine.freitag@uniklinikum-saarland.de	Hepburn, S.	112.3, 117.4, 146.18 , 146.33	susan.hepburn@uchsc.edu
Hackett, G.	137.3	gerald.hackett@addenbrookes.nhs.uk	Herbert, M.	114.17, 118.17, 126.25 , 137.27, 144.4	mherbert1@partners.org
Haddad, S.	105.16, 133.3	shaddad@pngu.mgh.harvard.edu	Herbrecht, E.	134.3	Herbrecht@em.uni-frankfurt.de
Hadjikhani, N.	107.1	nouchine@nmr.mgh.harvard.edu	Herguner, S.	118.1	cocukergen@yahoo.com
Haffner, J.	107.23	Johann.Haffner@med.uni-heidelberg.de	Herlihy, L. E.	103.4, 152.2, 156.34	lauren.herlihy@yale.edu
Hager, J.	105.3	jorg.hager@integragen.com	Hernandez, N.	107.11	n.hernandez@chu-tours.fr
Hagerman, R.	124.4	Randi.Hagerman@ucdmc.ucdavis.edu	Herraez, L.	133.2	lorenahg@usal.es
Hagler, D.	150.4	dhagler@ucsd.edu	Hertz-Picciotto, I.	140.2 , 106.2, 106.19, 113.4 , 113.6, 126.12, 157.5	ihp@ucdavis.edu
Hagoort, P.	154.2	p.hagoort@fcdonders.ru.nl	Hessl, D.	108.11	david.hessl@ucdmc.ucdavis.edu
Hahler, E.	116.8, 136.6	eva-maria.hahler@umontreal.ca	Hettinger, J. A.	131.5	joe_hettinger@hotmail.com
Haines, J. L.	124.12 , 124.17, 131.8	general@chgr.mc.vanderbilt.edu	Hewitson, L.	132.8 , 157.14, 157.16	LHewitson@mwri.magee.edu
Hale, M. N.	134.23	mhale@psy.miami.edu	Hickey, F. J.	105.12	Fran_Hickey@cggha.com
Hall, A. J.	122.7	amanda.hall@bristol.ac.uk	Hieneman, M.	134.28	pbs@stpt.usf.edu
Hall, A. V.	153.7, 138.7	avh24@scdmh.org	Hietanen, J. K.	137.18	jari.hietanen@uta.fi
Hall, G. B.	144.3	hallg@mcmaster.ca	Hildebrand, J. M.	105.15, 124.16	jhildebrand@cw.bc.ca
Hall, J.	115.32	jhall5@staffmail.ed.ac.uk	Hileman, C.	136.26, 137.13, 141.5 , 143.15, 146.27, 146.29	chileman@psy.miami.edu
Hall, L.	134.19	ljhall@mail.sdsu.edu	Hill, E.	108.6, 142.1	e.hill@gold.ac.uk
Hallerbäck, M.	115.7	maria.hallerback@liv.se	Hilliard, E. S.	125.8	esuehill@ufl.edu
Hallett, V. J.	118.18	victoria.hallett@iop.kcl.ac.uk	Hilton, C.	108.2	hiltonca@slu.edu
Hallmayer, J.	124.21 , 146.2	joachimh@stanford.edu	Hjärthag, F.	115.7	fredrik.hjarthag@kau.se
Haltigan, J. D.	145.24, 151.6	jhaltigan@psy.miami.edu	Hjort, L.	146.11	lhj@soci.au.dk
Hamilton, A.	115.9	antonia.hamilton@nottingham.ac.uk	Hobson, J. A.	134.5 , 158.7	j.hobson@ich.ucl.ac.uk
Hammer, R.	132.1	robert.hammer@utsouthwestern.edu	Hobson, P.	134.5, 158.7	r.hobson@ich.ucl.ac.uk
Hancock, L.	108.16 , 156.31	lhancock@yorku.ca	Hodgetts, S.	114.5	sandra.hodgetts@ualberta.ca
Handen, B.	114.12	handenbl@upmc.edu	Hodgson, S.	112.5, 123.21, 123.30, 146.28	sarah.hodgson@uconn.edu
Handl, A.	137.2	ahandl@uni-leipzig.de	Hoefl, F.	107.21	fumiko@stanford.edu
Hansen, R. L.	106.2, 106.19, 113.4, 113.6, 114.12, 126.12, 157.5	robin.hansen@ucdmc.ucdavis.edu	Hoekstra, R. A.	105.10	rah58@medschl.cam.ac.uk
Hanson, E. M.	124.15	ellen.hanson@tch.harvard.edu	Hof, P. R.	120.3	patrick.hof@mssm.edu
Happé, F.	100 , 102.4, 113.1, 118.18, 142.3, 144.5	f.happe@iop.kcl.ac.uk	Hoffman, J. E.	157.9	jhoffman@uwo.ca
Hardan, A. Y.	145.6	hardanay@stanford.edu	Hoge, R.	107.1	r.hoge@umontreal.ca
Hare, D. J.	134.13	dougal.hare@manchester.ac.uk	Holcombe, A. O.	108.8	alexh@psych.usyd.edu.au
Harley, K.	140.4	kharley@berkeley.edu	Holden, J. J.	105.1, 105.15, 124.16, 131.5, 135.8, 154.25, 156.31, 156.33	holdenj@post.queensu.ca
Harrington, R. A.	126.12	rharrin@jhsph.edu	Holden, J. K.	155.6	jamesonholden@unc.edu
Harris, J. M.	107.22	Jonathan.Harris@ed.ac.uk	Holland, N.	140.4	ninah@berkeley.edu
Harrison, B.	138.3	bharri7@gmail.com	Holland, T. L.	106.27, 126.10, 126.24	tracey.holland@rad.msu.edu
Harrison, N. A.	102.6	n.harrison@fil.ion.ucl.ac.uk	Hollander, E.	114.28, 134.14, 153.8	Eric.Hollander@mssm.edu
Harvard, C.	105.15	charvard@interchange.ubc.ca			
Hasegawa, T.	115.14, 136.20, 136.21, 136.22	thase@darwin.c.u-tokyo.ac.jp			
Haskell, K.	146.34	sprousekids@yahoo.com			
Hastings, R.	117.2	r.hastings@bangor.ac.uk			
Haughey, N.	155.13	nhaughe1@jhmi.edu			
Hawrylycz, M.	157.2	mikeh@alleninstitute.org			
Hay, D.	106.12	D.Hay@curtin.edu.au			
Hayes, G. R.	143.2	gillianrh@ics.uci.edu			

Index

Author Name	Abstract	Email Address	Author Name	Abstract	Email Address
Holm, I. A.	124.15	Ingrid.Holm@childrens.harvard.edu	Inge, A. P.	136.26, 137.5, 137.13 , 143.15, 146.29, 146.27	ainge@psy.miami.edu
Holmqvist, M.	118.2	maria.holmqvist@skane.se	Ingudomnukul, E.	136.29	eti20@medschl.cam.ac.uk
Holt, C.	104.7	clare.holt@postgrad.manchester.ac.uk	Inna, M.	114.27	i.martsenkovska@ukrnet.net
Holt, K.	138.4	holt.katherine@tchden.org	Insel, T.	127	ti4g@nih.gov
Holtmann, M.	134.3	Holtmann@em.uni-frankfurt.de	Isenberg, A. L.	141.6 , 152.6	aisenber@uci.edu
Holtzclaw, T. N.	102.5	tia_stevens@med.unc.edu	Ishikawa, F.	122.4	fi202@ncnp.go.jp
Hornickel, J. M.	137.9	j-hornickel@northwestern.edu	Isler, J.	137.27	jri2101@columbia.edu
Hornig, M.	106.7, 112.2	mady.hornig@columbia.edu	Israelyan, N.	134.2	acpp@freenet.am
Hosein, A.	122.8, 137.8, 137.14	anthonyhosein@sympatico.com	Iverson, J.	121.3, 135.12	jiverson@pitt.edu
Hou, X. P.	155.2	pamxh@hotmail.com	Iwata, Y.	106.6	iwata@hama-med.ac.jp
Hou, Y.	106.18 , 123.17	c151@cych.org.tw	Iwayama, Y.	131.4	yoshimi@brain.riken.go.jp
Houser, L.	132.8, 157.14	lisahouser@hotmail.com	Jackson, L. K.	115.23	ljack033@uottawa.ca
Houshmand, M.	105.16	massoudh@nigeb.ac.ir	Jackson, P. B.	105.18	pjackson@ggc.org
Houts, C.	106.28	houts.7@osu.edu	Jacobs, D.	154.5	diane@melbpc.org.au
Howell, M.	157.2	maureenh@alleninstitute.org	Jaffe, D. H.	106.3	dena.jaffe@gmail.com
Howells, J.	108.17	Jess16985@aol.com	Jaffery, G.	154.6, 154.9 , 154.10	gul.jaffery@uconn.edu
Howlin, P.	102.8, 114.4	patricia.howlin@iop.kcl.ac.uk	Jagannathan, K.	107.14	Kjagannathan@harthosp.org
Hoyt, E. G.	152.2	elizabeth.hoyt@yale.edu	Jahromi, L. B.	145.22	laudan.jahromi@asu.edu
Hreidarsson, S.	131.7, 146.24	stefan@greining.is	Jaime, M.	141.5	mjaime@psy.miami.edu
Hsu, C.	136.3	ivy8407034@hotmail.com	Jairam, R.	143.9	Rajeev.Jairam@swsahs.nsw.gov.au
Hsu, H. G.	153.5	lovelandkate@sbcglobal.net	Jalali, G.	124.5	jalali@email.chop.edu
Hsu, M.	134.18	amy550304@mail2000.com.tw	James, J.	138.3, 136.23, 156.27	jdjames@cnmc.org
Hu, V.	106.9 , 106.10	bcmvvh@gwumc.edu	Jameson, R. L.	146.34	sprousekids@yahoo.com
Huang, W.	134.18	x2201800@ms26.hinet.net	Jankowski, K.	107.20, 136.23	kjankows@cnmc.org
Huang, Y.	134.18	huang8911016@hotmail.com	Jarrold, C.	158.3	C.Jarrold@bristol.ac.uk
Hubbard, E.	144.16	edhubbard@gmail.com	Jarzynka, M. A.	116.3	majarzynka@comcast.net
Hudac, C. M.	107.17	caitlinhudac@gmail.com	Jasmin, E.	116.4	manu_jasmin@hotmail.com
Hudry, K.	104.12, 154.27	K.Hudry@ich.ucl.ac.uk	Jaworski, J.	124.8, 131.8	jjaworski@med.miami.edu
Hudson, M. L.	105.1, 131.5, 124.16	melissa.hudson@queensu.ca	Jemel, B.	122.8, 137.8, 137.14	boutheina.jemel@umontreal.ca
Huerta, M.	153.1	mahuerta@uic.edu	Jenkins, Jr., E. C.	132.2	edmund.jenkins@Wagner.edu
Huizink, A.	118.7	a.c.huizink@erasmusmc.nl	Jennifer, K.	143.1	jakurth@ucdavis.edu
Hume, K.	134.19	kahume@indiana.edu	Jensen, G. B.	106.27, 126.10 , 126.24	gordon.jensen@hc.msu.edu
Humphreys, K.	107.2	katherine.humphreys@iop.kcl.ac.uk	Jobes, E.	146.34	sprousekids@yahoo.com
Hundley, R. J.	105.11, 124.15	rachel.hundley@childrens.harvard.edu	Johnson, C.	140.4	kiejohnson@yahoo.com
Hunt, A.	124.20	annie.hunt@tpk.net	Johnson, C.	107.6, 144.25	cjohnson@u.washington.edu
Hunyadi, E.	152.2	hunyadie@email.chop.edu	Johnson, C.	115.21	cynthia.johnson@chp.edu
Hurd, K.	136.28, 145.5, 145.8	khurd@sfu.ca	Johnson, K.	115.31	johnsoka@tcd.ie
Hurewitz, F.	134.8	fdh23@drexel.edu	Johnson, M.	136.15, 151.1, 156.22	mark.johnson@bbk.ac.uk
Hurwitz, S.	104.1	sarah_hurwitz@unc.edu	Johnson, S. A.	102.7 , 156.18	shannon.johnson@dal.ca
Hus, V.	153.3	vhus@u.washington.edu	Johnson, W. G.	124.23	wjohnson@umdnj.edu
Hussman, J. P.	124.17	jgilbert@med.miami.edu	Johnston, P.	107.16 , 150.5	Patrick.Johnston@iop.kcl.ac.uk
Hutman, T.	145.18	hutman@ucla.edu	Johnstone, E. C.	107.22, 115.32	e.johnstone@ed.ac.uk
Hwang, Y.	132.2	Yu-wen.Hwang@omr.state.ny.us	Jones, C.	137.12	c.jones@ich.ucl.ac.uk
Hyde, K. L.	150.3	krista.hyde@mail.mcgill.ca	Jones, E. J. H.	136.19 , 137.6	ejjones@u.washington.edu
Hyman, S. L.	134.7 , 148 , 112.4 , 156.19	susan_hyman@urmc.rochester.edu	Jones, J.	114.12	jjones@autismcenter.org
Iacolina, M. G.	134.4	iacolina@alice.it	Jones, R. M.	118.13	rej2004@med.cornell.edu
Iarocci, G.	145.5, 145.8	giarocci@sfu.ca	Jones, W.	108.4, 125.24, 125.27, 125.29, 142.2, 142.5, 152.2	warren.jones@yale.edu
Ibanez, L.	151.6	l.ibanez@umiami.edu	Jonge, M.	151.5	m.v.jonge@umcutrecht.nl
Ibrahim, K.	126.3	ibrahimk@msu.edu	Jónsdóttir, S. L.	123.6	sigridurloa@greining.is
Igliozi, R.	123.11, 145.14	roberta.igliozi@inpe.unipi.it	Jordan, R. R.	154.24	r.r.jordan@bham.ac.uk
Igor, M.	114.27	i.martsenkovsky@ukrnet.net	Jørgensen, M.	123.26, 146.11	mej@buh.aaa.dk
Ihle, E. C.	126.16	Eva.Ihle@ucsf.edu	Joseph, B.	107.1	rmjoseph@bu.edu
Illes, J.	146.2	jilles@interchange.ubc.ca	Juneja, R.	134.16	tamanassociation@gmail.com
Illmann, C. L.	156.29	cillmann@partners.org	Just, M. A.	107.25, 144.20, 144.9, 154.32, 152.4	just@cmu.edu
Imaki, H.	120.2, 155.9, 155.10	humi.imaki@omr.state.ny.us	Kadlec, M. B.	108.15 , 117.5, 117.18, 146.19	mbkad@bu.edu
Imura, Y.	157.1	307M001@m.mie-u.ac.jp			
In ASD Study Team, P.	106.25	N/A			
Inada, N.	122.4, 135.10	n-inada@ncnp.go.jp			

Author Name	Abstract	Email Address	Author Name	Abstract	Email Address
Kagan, J.	137.27	jk@wjh.harvard.edu	Kim, K.	145.9	khkim@MIT.EDU
Kahn, R.	105.19, 124.5	rkahn@umcutrecht.nl	Kim, K. S.	106.10	kyungsnkim@hotmail.com
Kaiser, M. D.	122.3	marthakaiser@gmail.com	Kim, S. H.	153.4	sohkim@umich.edu
Kaiser, M. Y.	126.22 , 126.23	myale@miami.edu	Kimura-Kuroda, J.	155.5	jjkuro@tmin.ac.jp
Kalynchuk, K.	118.14, 143.18 , 143.19	kkalynchuk@cw.bc.ca	King, L.	133.5	kinglb@muscd.edu
Kamada, N.	157.1	nkamada@clin.medic.mie-u.ac.jp	Kinnear, M.	137.23	mkinnear@ucsd.edu
Kamara, D. E.	103.5	danak2@u.washington.edu	Kinsman, A.	105.12	anne@kinsman.info
Kamboj, S.	138.8	s.kamboj@ucl.ac.uk	Kirby, R. S.	130.3, 130.5	rkirby@ms.soph.uab.edu
Kamdar, S.	131.2, 132.3, 157.13	silkysoni@yahoo.com	Kirchner, J.	144.13, 152.5, 156.13	jenniferck@gmail.com
Kamio, Y.	122.4, 135.10, 137.17	kamio@ncnp.go.jp	Kirkman, N. J.	101.5	nikki.kirkman@hsc.utah.edu
Kamiya, M.	115.19 , 115.20, 143.10	misatok@hama-med.ac.jp	Kirsch, H. E.	141.2	Heidi.Kirsch@ucsf.edu
Kana, R. K.	107.25, 144.9, 144.20, 152.4	rkana@uab.edu	Kirwan, J.	114.12	jkirwan@autismcenter.org
Kanne, S.	125.10	kannest@health.missouri.edu	Kishida, K.	144.22	kkishida@hnl.bcm.edu
Kao, T.	150.4	trudy.kao@gmail.com	Kittler, P. M.	130.6	pkitler@gmail.com
Kaparich, K.	146.33	Kristina.Kaparich@uchsc.edu	Klaiman, C.	103.4, 138.9, 156.34	cklaiman@chconline.org
Kapinos-Gorczyca, A.	145.4	gormasp@interia.pl	Klauck, S. M.	105.22	s.klauck@dkfz.de
Karaja, J.	154.6	jonela_karaja@yahoo.com	Klein, C.	115.12	klein004@bama.ua.edu
Karasinski, C.	154.14	karasinski@wisc.edu	Klein, E.	132.8, 157.16	kleine@dlar.pitt.edu
Karmel, B. Z.	130.6	karmelgardner@gmail.com	Klein, R. M.	156.7	ray.klein@dal.ca
Karstens, L.	144.10	lakarstens@hotmail.com	Kleinhans, N. M.	107.6, 144.25	nkleinha@u.washington.edu
Kasai, K.	106.14	kasaik-ty@umin.ac.jp	Kleser, C.	144.15	christine.freitag@uniklinikum-saarland.de
Kat, K.	114.18	K.Kat@debascule.com	Kliegel, M.	115.27	kliegel@psychologie.tu-dresden.de
Kaufman, S. J.	143.2	kaufmans@uci.edu	Klin, A.	108.4, 112.7, 112.8, 125.24, 125.26, 125.27, 125.29, 141.1, 142.2, 142.5 , 151.2, 151.3, 156.29	ami.klin@yale.edu
Kavaliers, M.	157.9	kavalier@uwo.ca	Klinger, L. G.	115.12, 136.32, 144.22, 156.2, 156.25	lklinger@bama.ua.edu
Kawai, M.	106.6	kawai@hama-med.ac.jp	Klinger, M.	115.12, 136.32 , 144.22, 156.2, 156.25	mklinger@bama.ua.edu
Kawakubo, Y.	106.14	yukik-ty@umin.ac.jp	Knafo, S.	102.6	steven.knafo@ens.fr
Kay, J. W.	156.2	jimkay@ntworld.com	Knaus, T. A.	107.3	tknaus@bu.edu
Kay, M.	138.2, 155.4	mkay@psych.uic.edu	Knickmeyer, R.	137.3	rk250@cam.ac.uk
Kayali, A.	144.22	akayali@hnl.bcm.edu	Knoch, K.	125.24	kelly.knoch@yale.edu
Kazmin, A.	135.5	akazmin@rambler.ru	Kodric, J.	145.17	jana.kodric@kclj.si
Keegan, M. B.	106.29	mbk8q9@missouri.edu	Koegel, L. K.	114.22, 114.23, 134.10, 134.30	lynnk@education.ucsb.edu
Keehn, B. M.	115.1, 122.5, 123.25, 152.7	bkeehn@ucsd.edu	Koegel, R. L.	114.22, 114.23, 134.10, 134.30	koegel@education.ucsb.edu
Keenan, M.	145.2	m.keenan@ulster.ac.uk	Koenig, K.	103.4, 156.34	kathy.koenig@yale.edu
Keller, T. A.	144.9, 144.20, 152.4, 154.32	tk37+@andrew.cmu.edu	Kogut, K.	140.4	kkogut8@berkeley.edu
Kelley, E.	125.16, 136.8, 145.19, 154.29, 156.5	kelleyb@queensu.ca	Kohane, I. S.	124.15	isaac_kohane@harvard.edu
Kelley, K. M.	145.24, 151.6	kkelley@psy.miami.edu	Kojkowski, N.	136.26, 137.13, 143.15, 146.27 , 146.29	n.kojkowski@miami.edu
Kelly, R.	158.4	RKelly@hotmail.com	Koldewyn, K.	144.24	kkoldewyn@ucdavis.edu
Kemner, C.	123.22, 141.3, 141.4	c.kemner@psychology.unimaas.nl	Kong, S.	124.15	swkong@enders.tch.harvard.edu
Kemp, A. C.	145.18	littlea26@hotmail.com	Konidari, I.	131.8	iknoidari@med.miami.edu
Kemper, T.	155.7	tkemper@bu.edu	Koning, C.	125.3	ckoning@ualberta.ca
Kenealy, L.	136.23	Lkenealy@cnmc.org	Koochek, M.	105.15	maryamk75@yahoo.ca
Kenet, T.	137.27, 144.4	tal@nmr.mgh.harvard.edu	Koren-Karie, N.	130.1	nkoren@psy.haifa.ac.il
Kennedy, M.	107.3	mkenned3@bu.edu	Korvatska, E.	131.3	ok5@u.washington.edu
Kent, E.	146.3	ebardin@uci.edu	Korzekwa, P.	117.17, 117.19	pkorzekw@iupui.edu
Kent, S.	116.7	u03sk3@abdn.ac.uk	Kotsopoulou, A.	114.13	epsypea1@otenet.gr
Kenworthy, L.	136.23, 138.3, 146.7, 154.22, 156.27	lkenwort@cnmc.org	Kourkoulou, A.	136.12	anastasia.kourkoulou@durham.ac.uk
Kesner-Baruch, Y.	146.9, 146.10	yael.kesner@gmail.com	Krakowiak, P.	106.19, 113.4, 113.6	pkrakowiak@ucdavis.edu
Key, A. P.	151.4	sasha.key@vanderbilt.edu	Krantz, I. D.	105.8	krantz@email.chop.edu
Keysers, C.	128 , 107.12, 128.2	c.m.keysers@rug.nl	Krasno, A. M.	108.4, 125.29	anna.krasno@yale.edu
Khatibi, K.	141.2	kasra.khatibi@radiology.ucsf.edu	Kraus, N.	137.9	nkraus@northwestern.edu
Khetrapal, N.	156.1 , 156.8	nehakhetrapal@gmail.com			
Khoushabi, K.	104.9	fatemeh.ahmadi@autismiran.com			
Kikuchi, Y.	136.20, 136.21	yukko@darwin.c.u-tokyo.ac.jp			
Kim, E. S.	114.6	eliskim@cs.yale.edu			
Kim, J.	134.11	j.kim2@uq.edu.au			

Index

Author Name	Abstract	Email Address	Author Name	Abstract	Email Address
Krick, C.	144.15	christoph.krick@uniklinikum-saarland.de	Lee, L.	124.21, 126.6 , 126.12, 130.3, 133.5	llee2@jhsph.edu
Kriete, T.	155.14	tkriete@ucmerced.edu	Lee, M. H.	132.2	Moonh.Lee@gmail.com
Kristjansson, K.	131.7, 146.24	kristleifur.kristjansson@decode.is	Lee, N.	106.10	phmnh@gwumc.edu
Kronfeld-Duenias, V.	107.13	veredkro@post.tau.ac.il	Lee, N. R.	146.18	chutzpahandnancy@gmail.com
Kryzak, L. M.	153.8	Lauren.Kryzak@mssm.edu	Lee, S.	146.14	sheau_rong@yahoo.com
Kuchna, I.	120.2, 155.9, 155.10	izabela.kuchna@omr.state.ny.us	Lee, V.	145.19	vivian.lee@queensu.ca
Kuhlmeier, V.	156.5	vk4@post.queensu.ca	Leekam, S. R.	136.12, 115.15, 153.2	s.r.leekam@durham.ac.uk
Kuhn, M. F.	106.27, 126.10, 126.24	mark.kuhn@rad.msu.edu	Leezenbaum, N. B.	123.12, 137.19, 137.20	ninal@bu.edu
Kulkarni, A.	106.12	alpna.kulkarni@health.wa.gov.au	Lein, E.	157.2	edl@alleninstitute.org
Kumar, A.	132.5	kumar@medsci.udel.edu	Lemcke, S.	146.11	sule@soci.au.dk
Kunkel, L. M.	124.15	kunkel@enders.tch.harvard.edu	Lennon, E. M.	130.6	elennon509@aol.com
Kurapati, N.	150.7	macrowiz49@gmail.com	Lenroot, R. K.	150.2	lenroot@mail.nih.gov
Kuroda, Y.	155.5	yokuroda@tmin.ac.jp	Leonard, H.	113.8	hleopard@ichr.uwa.edu.au
Kuschner, E.	156.19	kuschner@psych.rochester.edu	Leong, A.	130.8	Albin.Leong@kp.org
Kuwabara, H.	106.14	kuwabara@roy.hi-ho.ne.jp	Lesko, K.	134.29	lesko@email.chop.edu
Kveim Lie, K.	106.7, 112.2	Kari.Kveim.Lie@fhi.no	Lesnik Musek, P.	145.17	lesnik.musek@siol.net
Kylliainen, A.	137.18 , 152.1	anneli.kylliainen@uta.fi	Lester, B. M.	121.3	Barry_Lester@brown.edu
LaGamma, E. F.	155.12	EDMUND_LAGAMMA@NYMC.EDU	Levin, A.	137.19 , 137.20	April.Levin@childrens.harvard.edu
Lainhart, J. E.	101.5, 118.9, 144.23, 156.32	janet.lainhart@hsc.utah.edu	Levine, M.	145.25	mlevine@symtrend.com
Lambert, G.	124.23	glambert@umdnj.edu	Levitin, D. J.	115.13, 136.17	dlevitin@psych.mcgill.ca
Lambert, J.	106.31	Julie.Lambert@ssss.gouv.qc.ca	Levitt, P.	105.14, 131.6	pat.levitt@vanderbilt.edu
Lambert, W.	151.2	warren.lambert@vanderbilt.edu	Levy, S.	131.6	shawn.levy@Vanderbilt.Edu
Landa, R.	123.4, 151.2	landa@kennedykrieger.org	Levy, S. E.	123.7, 130.3 , 134.29	levys@email.chop.edu
Landry, R.	134.2	landryr@cbdha.nhealth.ca	Levy, Y.	107.13	msyonata@huji.ac.il
Lang, C. M.	153.8	colleen.lang@mssm.edu	Lewis, C.	104.14	c.lewis@lancaster.ac.uk
Lange, N.	144.23	nlange@hms.harvard.edu	Lewis, J. D.	150.6	jdlewis@ucsd.edu
Lappenschaar, M.	112.2	M.Lappenschaar@psy.umcn.nl	Lewis, M.	154.11	moira.lewis@yale.edu
LaSalle, J. M.	120 , 120.5 , 132.5	jmlasalle@ucdavis.edu	Lewis, M. S.	131.5	sume@interchange.ubc.ca
Lau, L.	157.12	llau22@uwo.ca	Lewis, S. M.	105.1, 105.15, 124.16	sume@interchange.ubc.ca
Laudenslager, M.	138.4	mark.Laudenslager@uchsc.edu	Li, A.	136.8	6asm1@queensu.ca
Laugeson, E.	103.3 , 114.9	elaugeson@mednet.ucla.edu	Li, X.	113.3	xi.lu@cdph.ca.gov
Laumonier, F.	105.20	frederic.laumonier@med.univ-tours.fr	Libbey, J. E.	101.5	jane.libbey@utah.edu
Lauritsen, M. B.	146.11	mb1@dadlnet.dk	Liden, L.	117.3	lars@teachtown.com
Lauth, B.	131.7, 146.24	bertrand@landspitali.is	Lima, D.	126.7	denio.lima@gmail.com
LaVesser, P. D.	108.2, 125.5	lavesserp@wustl.edu	Limoges, É.	137.1	elyse_limoges@hotmail.com
Law Smith, M. J.	115.17	lawsmitm@tcd.ie	Lin, C. E.	134.10	bchristi@education.ucsb.edu
Law, K.	105.7 , 106.4, 106.11, 114.25, 124.2	lawk@kennedykrieger.org	Lin, D.	136.11, 142.2 , 152.2	david.lin@yale.edu
Law, P.	105.7, 106.4, 106.11, 114.25 , 117.16, 124.2, 126.18	lawp@kennedykrieger.org	Lin, L.	132.3 , 157.13	lin1@umdnj.edu
Lawer, L. J.	133.4	llawer@mail.med.upenn.edu	Lin, Y. C.	136.3	yhclin@ms58.hinet.net
Lawrence, K.	126.21	k.lawrence@ich.ucl.ac.uk	Lincoln, A. J.	115.1, 122.5, 123.25, 152.7	alincolin@alliant.edu
Lawrie, S. M.	107.22, 115.32	s.lawrie@ed.ac.uk	Lind, S.	156.15 , 156.21	sophie.lind.1@city.ac.uk
Lawson, J.	156.3	JLawson@brookes.ac.uk	Lindgren, K. A.	107.3, 121.5	kal@bu.edu
Lazar, M.	144.23	mariana.lazar@med.nyu.edu	Linnell, K.	125.9	k.j.linnell@gold.ac.uk
Lázaro, L.	156.26	llazaro@clinic.ub.es	Lintas, C.	105.4 , 131.6	c.lintas@unicampus.it
Lazzeroni, L.	146.2	lazzeroni@stanford.edu	Lipton, M.	125.17	meryl_lipton@rush.edu
Le Couteur, A. S.	129 , 153.2	a.s.le-couteur@ncl.ac.uk	Lisa, R. A.	123.1	lisa.ruble@gmail.com
Leadbitter, K.	104.7, 104.14 , 154.27	kathy.leadbitter@manchester.ac.uk	Lit, L.	106.2, 157.5	llit@ucdavis.edu
Leboyer, M.	124.18	Marion.Leboyer@creteil.inserm.fr	Little, C.	125.4	c.little@edfac.usyd.edu.au
Lecavalier, L.	106.28, 118.3	luc.lecavalier@osumc.edu	Liu, J. H.	106.18, 123.17	albert.jhliu@msa.hinet.net
Lee, A. K.	144.4	akclee@nmr.mgh.harvard.edu	Liu, X.	105.5	xliu@sickkids.ca
Lee, C. J.	145.9	jackylee@media.mit.edu	Liu, X.	132.1	xinran.liu@utsouthwestern.edu
Lee, J. A.	144.11 , 144.18, 150.7	jillian.a.lee@gmail.com	Liu, X.	105.1 , 105.15, 124.16, 131.5	liux@post.queensu.ca
Lee, J. E.	144.23	jeeeun.lee@gmail.com	Lobenhofer, E. K.	157.16	elobenhofer@cogenics.com
Lee, K.	136.8	kang.lee@utoronto.ca	Lobo, C.	134.12, 146.21	guiomar@hpc.chc.min-saude.pt
			Lombardo, M. V.	107.4 , 144.6	ml437@cam.ac.uk
			Lomibao, J.	104.13	jlomibao@bu.edu

Author Name	Abstract	Email Address	Author Name	Abstract	Email Address
London, E.	120, 120.2, 130.6, 155.10, 155.9	naarlondon@gmail.com	Maitempo, A.	123.30	ashley.maltempo@uconn.edu
Lontro, R.	146.21	guiomar@hpc.chc.min-saude.pt	Maitezos, S.	118.16, 134.25	Stefano.Maitezos@iop.kcl.ac.uk
Lopes, V.	117.12	5vl8@queensu.ca	Mamaghanieh, M.	104.9	fatemeh.ahmadi@autismiran.com
López, B.	142.4	Beatriz.Lopez@uwe.ac.uk	Mandel-Brehm, C.	132.6	mandelbr@bcm.tmc.edu
Lopresti, B.	132.8, 157.14	loprestibj@upmc.edu	Mandell, D. S.	123.7, 130.5 , 133.4, 134.29	mandell@mail.med.upenn.edu
Lord, C.	104.15, 112.1, 130.4, 143.12, 144.11, 144.18, 145.13, 150.4, 150.7, 153.1, 153.4	celord@umich.edu	Mandy, W.	126.21, 138.8 , 145.21	w.mandy@ucl.ac.uk
Lorenzi, J. E.	141.8	jill_lorenzi@med.unc.edu	Mangin, J.	107.5	jean-françois.mangin@cea.fr
Losh, M.	146.26	losh@med.unc.edu	Manning-Courtney, P.	105.2 , 143.16	patty.manning@cchmc.org
Loth, E.	142.3	el266@cam.ac.uk	Manoach, D.	107.1, 144.4	dara@nmr.mgh.harvard.edu
Lotspeich, L.	107.21	Linda.Lotspeich@stanford.edu	Mansour, R.	153.5	Rosleen.Mansour@uth.tmc.edu
LoTurco, J. J.	124.14	joseph.loturco@uconn.edu	Mantoulan, C.	134.26	carine.mantoulan@gmail.com
Louro, H. M.	144.18, 150.7	hlouro@umich.edu	Marable, K. L.	106.27, 126.24, 126.10	ken.marable@rad.msu.edu
Louvi, A.	124.13	angeliki.louvi@yale.edu	Marco, E.	141.2	marcoe@neuropeds.ucsf.edu
Loveland, K. A.	107.10, 153.5	Katherine.A.Loveland@uth.tmc.edu	Marcone, R.	123.9	roberto.marcone@unina2.it
Lowenthal, R.	126.13 , 126.14	rosane_lowenthal@hotmail.com	Marecki, A.	145.9	amarecki@MIT.EDU
Lucci, D. A.	145.3	DLucci@Partners.org	Markoff, K.	156.3	kimberly.markoff@uconn.edu
Lucena, N.	141.8	nathaniel_lucena@med.unc.edu	Marks, A.	140.4	amymarks@berkeley.edu
Ludlow, A. K.	108.6	a.ludlow@anglia.ac.uk	Marrappa, C.	112.6	catherine.marrappa@rch.org.au
Ludvigsson, P.	113.7	peturl@landspitali.is	Marras, S.	134.4	sarah.marras@virgilio.it
Lugnegård, T.	115.7	tove.lugnegard@liv.se	Mars, A. E.	124.23	amars@pol.net
Luna, B.	155.4	lunab@upmc.edu	Marshall, S. P.	115.1, 122.5	smarshall@sciences.sdsu.edu
Lund, G.	114.25	gregglund@usa.net	Martien, K. M.	137.27	kmartien@partners.org
Lung, F.	124.21, 126.6	forwey@seed.net.tw	Martin, A.	107.18	alex@codon.nih.gov
Lupski, J. R.	105.6	jlupski@bcm.tmc.edu	Martin, E.	118.13	limahouse@limahouse.charitydays.co.uk
Luyster, R.	112.1 , 145.13	luyster@chgr.mgh.harvard.edu	Martin, E. R.	124.8	emartin1@med.miami.edu
Luzader, C.	143.16	carolyn.luzader@cchmc.org	Martin, J. S.	136.10 , 156.21	jsm731@bham.ac.uk
Ly, A. R.	146.3	agnes.ly@uci.edu	Martin, L. A.	157.6	lamartin@apu.edu
Lykouras, E.	155.1	panpsyclin@attikonhospital.gr	Martin, N.	106.12	N.Martin@curtin.edu.au
Lyle-Lahroud, T. M.	106.20	lylelehr@bcm.tmc.edu	Martin-Arribas, C.	126.5, 126.20, 133.2	comartin@isciii.es
Lynch, S.	134.6	shane.lynch@ualberta.ca	Martineau, J.	107.11	j.martineau@chu-tours.fr
M.G.S. .C., I.	146.13, 156.14	anthony.bailey@psych.ox.ac.uk	Martinez, A.	133.2	amartinez@isciii.es
Ma, D.	124.8, 124.17, 131.8	DMa@med.miami.edu	Martinot, J.	107.5	jean-luc.martinot@cea.fr
Ma, S. Y.	120.2, 155.10, 155.9	Shuang.ma@omr.state.ny.us	Martins, J.	157.9	jmartins@uwo.ca
Macari, S.	112.8 , 151.3	suzanne.macari@yale.edu	Marvin, A. R.	105.7, 106.4, 106.11, 114.25, 117.16, 117.20	marvin@kennedykrieger.org
MacCulloch, R.	143.8	radha.macculloch@sickkids.ca	Marvin, S.	106.11	ssm_6015@yahoo.com
MacDonald, K.	117.3	kevin@teachtown.com	Marwick, H. M.	158.8	helen.marwick@strath.ac.uk
Macedoni-Luksic, M.	137.25 , 145.17	marta.macedoni-luksic@mf.uni-lj.si	Masi, G.	134.21	g.masi@inpe.unipi.it
MacFabe, D. F.	155.12 , 157.4, 157.9, 157.12	dmacfabe@uwo.ca	Maslow, J.	150.7	jmaslow@umich.edu
Maestro, S.	123.9	sandra.maestro@inpe.unipi.it	Mason, C.	124.13	christopher.mason@yale.edu
Mager, M.	114.18	M.Mager@debascul.com	Mastergeorge, A. M.	114.19, 124.1, 134.15 , 143.1	ammastergeorge@ucdavis.edu
Magerotte, G.	134.26	ghislain.magerotte@umh.ac.be	Mathai, G.	123.1	g0math01@louisville.edu
Magiati, I.	114.4	ilianamagiati@hotmail.com]	Matsui, T.	115.14	matsui@pri.kyoto-u.ac.jp
Magill-Evans, J.	114.5, 125.3	joyce.magill-evans@ualberta.ca	Matsumoto, K.	106.6, 106.16, 145.12	km@hama-med.ac.jp
Magnee, M.	141.3	M.J.C.M.Magnee@umcutrecht.nl	Matsuzaki, H.	106.6 , 131.4	matsu-mdrc@umin.ac.jp
Magnusson, P.	131.7, 146.24	pama@landspitali.is	Matteson, P. G.	131.2	Matteson@CABM.rutgers.edu
Magyar, C. I.	112.4, 118.8	caroline_magyar@urmc.rochester.edu	Matthews, F. E.	126.11	fiona.matthews@mrc-bsu.cam.ac.uk
Mahone, E.	130.7	mahone@kennedykrieger.org	Matullo, C.	157.3	christine.matullo@fcc.edu
Maina, S.	145.26	werusimon@yahoo.com	Maulik, P. K.	117.16	pmaulik@jhsph.edu
Mak-Fan, K. M.	144.14	katie@psych.utoronto.ca	Maw, R.	122.7	armaw@doctors.org.uk
Malenfant, P.	105.15, 124.16	1pm5@queensu.ca	Maybery, M.	155.3	murray@psy.uwa.edu.au
Malesa, E. E.	146.4 , 146.32, 158.2	elizabeth.malesa@vanderbilt.edu	Mayes, A.	115.29	Andrew.Mayes@Manchester.ac.uk
Maletic-Savatic, M.	144.10	mmaleticsava@notes.cc.sunysb.edu	Mazefsky, C.	118.9	carla.mazefsky@chp.edu
Maley-Berg, A.	106.13	alanah@inet.net.au	Mazzone, L.	118.12	gigimazzone@yahoo.it
Malhotra, D. A. K.	134.16	drneerajgupta2003@yahoo.co.in	McAdam, D. B.	134.9	david_mcadam@urmc.rochester.edu
Malik, S.	158.7	supriya.malik@ich.ucl.ac.uk	McAdams, S.	156.17	smc@music.mcgill.ca
Maljaars, J.	136.1	maljaars@fsw.leidenuniv.nl	McAleer, P.	108.9, 108.10, 156.20	p.mcaleer@psy.gla.ac.uk
Malow, B. A.	114.2	beth.malow@vanderbilt.edu			

Index

Author Name	Abstract	Email Address	Author Name	Abstract	Email Address
McCann, J.	154.1	JMcCann@qmu.ac.uk	Millonig, J. H.	131.2 , 132.3, 157.13	Millonig@CABM.rutgers.edu
McCathren, R.	125.2	mccathrenr@missouri.edu	Milne, E.	135.7	E.Milne@Sheffield.ac.uk
McCleave, C.	134.2	Caitlin.McCleave@iwbk.nshealth.ca	Ming, X.	106.5	mingxu@umdncj.edu
McCleery, J. P.	137.23 , 144.16, 151.8	Joseph.McCleery@Childrens.Harvard.edu	Minnes, P.	117.12	patricia.minnes@queensu.ca
McConachie, H.	129 , 153.2 , 154.27	h.r.mconachie@ncl.ac.uk	Minshew, N. J.	106.26, 107.2, 107.17, 107.25, 136.31, 144.9, 144.20, 152.4, 154.32, 155.4, 156.6	minshewnj@upmc.edu
McCormick, C.	108.11 , 123.28	carolyn.mccormick@ucdmc.ucdavis.edu	MiraCoelho, A.	123.27	alda.mira.coelho@hotmail.com
McCormick, T.	142.6	theresa.mccormick@iwbk.nshealth.ca	Mirenda, P.	103.1 , 106.25, 117.6, 123.2, 146.15, 153.6	pat.mirenda@ubc.ca
McCoy, D.	145.23	dkm04@fsu.edu	Mirnic, K.	105.4, 131.6	karoly.mirnic@vanderbilt.edu
McCracken, S.	136.23, 138.3	smccracken@thehelpgroup.org	Misiaszek, J.	114.5	john.misiaszek@ualberta.ca
McDonald, N. M.	145.24	nmcdonald@psy.miami.edu	Mitchell, P.	145.10, 156.24	Peter.Mitchell@nottingham.ac.uk
McDougle, C.	114.12	cmcdougl@iupui.edu	Miura, Y.	115.14	miura@pri.kyoto-u.ac.jp
McFee, K.	135.8 , 154.25	khmcfey@yorku.ca	Miyachi, T.	106.6, 115.19, 115.20, 131.4, 143.10	jupiter3@hama-med.ac.jp
McGonigle, M.	121.6	M.McGonigle@ed.ac.uk	Mizuno, A.	154.32	amizuno@andrew.cmu.edu
McGregor, E.	135.11	Evelyn.McGregor@education.ed.ac.uk	Mogil, C.	103.3	cmogil@mednet.ucla.edu
McGrew, J. H.	117.13	jmcgrew@iupui.edu	Mohammad-Asef, Y.	155.12, 157.9	ymohamma@uwu.ca
McGrew, S. G.	114.2	susan.g.mcgrew@vanderbilt.edu	Mohapatra, L.	137.5 , 137.13, 143.15, 146.27, 146.29	moholeen@gmail.com
McKay, L. S.	108.9 , 108.10	lawrie@psy.gla.ac.uk	Molholm, S.	137.10, 137.21	Molholm@nki.rfmh.org
McKown, C.	125.17	Clark_A_McKown@rush.edu	Molloy, C. A.	105.12	cynthia.molloy@cchmc.org
McLean, L.	158.2	laura.e.mclean@vanderbilt.edu	Molly, G.	154.21	galdston_molly@wheatonma.edu
McLeod, D. S.	145.3	DMcleod@Partners.org	Mongia, M.	135.15	monicamongia@gmail.com
McMahon, C. R.	146.3, 146.4, 146.23	caitlin.r.mcmahon@vanderbilt.edu	Monk, C. S.	144.11, 144.18, 150.7	csmonk@umich.edu
McMahon, W. M.	101.5	william.mcmahon@hsc.utah.edu	Montagne, B.	115.17	B.Montagne@psy.umcn.nl
McMorris, C. A.	156.31, 156.33	camcmorr@yorku.ca	Montague, R.	144.22	rmontague@hnl.bcm.edu
McMullen, T.	125.13	traceym@yorku.ca	Montiel-Barbero, I.	146.31	barbero@iamnet.com
McNeil, Y.	106.13	yvette.mcneil@menzies.edu.au	Montiel-Nava, C.	146.31	ceciliamontiel@cantv.net
McPartland, J.	103.4, 125.27, 141.1	james.mcpartland@yale.edu	Mon-Williams, M.	116.7	m.mon-williams@abdn.ac.uk
McVearry, K. M.	133.7	kellymcv@post.harvard.edu	Moore, D.	135.3	d.moore@leedsmet.ac.uk
McVeigh-Dowd, A. M.	112.6	annemarie.mcveigh@mcri.edu.au	Moore, D. G.	115.28	d.g.moore@uel.ac.uk
McVicar, K. A.	106.22	kathryn.mcvicar@utmg.org	Moore, D. J.	136.5	D.Moore@shu.ac.uk
McWhirr, M.	116.7	morven.mcwhirr@abdn.ac.uk	Moorhead, T. W. J.	107.22	Bill.Moorhead@ed.ac.uk
Meador, K. J.	133.7	kimford.meador@neurology.ufl.edu	Moraine, C.	105.17	moraine@med.univ-tours.fr
Megnini, O.	137.12	o.megnini@ich.ucl.ac.uk	Morasse, K.	106.31 , 115.30	karine_morasse@ssss.gouv.qc.ca
Meilleur, A. A. S.	123.19 , 156.10	andree-anne.simard-meilleur@mail.mcgill.ca	Moreno De Luca, D.	124.18	Daniel.Moreno-De-Luca@snv.jussieu.fr
Meins, E.	153.2	elizabeth.meins@durham.ac.uk	Morgan, T. M.	124.13	Morgan_T@kids.wustl.edu
Meirsschaut, M.	106.23, 125.19 , 125.28	Mieke.Meirsschaut@Ugent.be	Mori, N.	106.6, 131.4	morin@hama-med.ac.jp
Melis, G.	114.15, 117.11	uminollo@tiscali.it	Morozov, A.	137.7	morozov@cplire.ru
Melmed, R.	114.12 , 153.8	raun.melmed@melmedcenter.com	Morozov, V.	137.7	vmorozov@cplire.ru
Ménard, É.	137.1	edith.menard.hrdp@ssss.gouv.qc.ca	Morrier, M. J.	130.5	michael.j.morrier@emory.edu
Mendrek, A.	144.1, 144.7	adrianna.mendrek@umontreal.ca	Morris, D.	144.14	drew.morris@sickkids.ca
Mercadante, M. T.	126.13, 126.14, 157.8, 157.11	mt.mercadante@uol.com.br	Morris, D. D.	134.7	ddmpsyd@aol.com
Meringolo, D. J.	123.18	dmeringo@aecom.yu.edu	Morris, R.	145.9	rmorris@media.mit.edu
Merkle, K.	103.5, 137.6, 137.16	kmerkle@u.washington.edu	Mosconi, M. W.	138.2 , 155.4	mmosconi@psych.uic.edu
Messer, D.	138.6	d.j.messer@open.ac.uk	Moshe, S. L.	106.22	moshe@aecom.yu.edu
Messinger, D. S.	145.24, 151.6	dmessinger@miami.edu	Moss, J.	114.4	j.moss@iop.kcl.ac.uk
Meyerer, S.	126.10	smeyerer@jhsph.edu	Most, D.	112.3	dmost@CAHS.Colostate.edu
Michaelis, R. C.	131.5	michaelis@email.wcu.edu	Mostofsky, S. H.	115.24, 130.7, 144.19 , 154.16	mostofsky@kennedykrieger.org
Miguel, T.	134.12, 146.21	guiomar@hpc.chc.min-saude.pt	Mota, S.	145.9	atenea@media.mit.edu
Miles, J. H.	106.29	milesjh@missouri.edu	Mottron, L.	116.8, 136.6, 137.1, 137.8, 137.14, 144.1, 144.7, 150.3, 152.8, 156.10 , 156.17	mottron@istar.ca
Milham, M. P.	107.24	milham01@med.nyu.edu	Mouga, S.	146.21	guiomar@hpc.chc.min-saude.pt
Millen, K. J.	105.8	kmillen@bsd.uchicago.edu			
Miller, J. N.	101.5, 156.32	judith.miller@hsc.utah.edu			
Miller, L.	107.14	Lmmiller@harthosp.org			
Miller, L.	146.18, 146.33	lisam@smtpgate.dphe.state.co.us			
Miller, L. L.	126.21	l.l.miller@bristol.ac.uk			
Miller, M. I.	144.19	mim@cis.jhu.edu			
Miller, M. L. J.	148.3	Miller@SPDFoundation.net			
Millman, F. J.	106.12	felicity.millman@postgrad.curtin.edu.au			

Author Name	Abstract	Email Address	Author Name	Abstract	Email Address
MRC AIMS Consortium, T.	107.4, 144.6	ml437@cam.ac.uk	Nichols, S.	117.4, 125.12, 143.17	snichols@nshs.edu
Mueller, R.	123.25	amueller@sciences.sdsu.edu	Nickel, R.	143.5	rnickel@uoregon.edu
Mukaddes, N. M.	118.1, 118.11	nmotavalli@yahoo.com	Nicol, T. G.	137.9	tgn@northwestern.edu
Müller, R.	115.1, 122.5, 152.7	amueller@sciences.sdsu.edu	Nicolson, R.	107.19, 132.7	Rnicolso@uwo.ca
Mulligan, J.	143.8	janice.mulligan@sickkids.ca	Nie, H.	157.12	hnie@uwo.ca
Mulloy, A.	114.9	anna_mulloy@yahoo.com	Niehus, R.	104.15	rniehus@umich.edu
Munasinghe, S. A.	106.13	ashanthi.munasinghe@health.wa.gov.au	Nielsen, A.	123.26	asn@ti.aaa.dk
Mundy, P. C.	136.26, 137.5, 137.13, 141.5, 143.15, 146.27, 146.29	pcmundy@davis.edu	Nielsen, D.	150.2	nielsond@mail.nih.gov
Muñoz, A.	133.2	iridia@hotmail.com	Niemi, J.	134.1, 154.15	jussi.niemi@joensuu.fi
Munson, J.	143.13, 153.3	jeffmun@u.washington.edu	Nieto del Rincón, P. L.	108.1	pedroluisn@correo.cop.es
Muratori, F.	123.9, 123.11, 123.16, 134.21, 145.14	f.muratori@inpe.unipi.it	Nikolaou, A.	155.1	jaxnogia@yahoo.com
Muratori, P.	123.9	pietro.muratori@inpe.unipi.it	Nikopoulos, C. K.	145.2	christos.nikopoulos@brunel.ac.uk
Murias, M.	137.6, 137.16	mmurias@u.washington.edu	Noelle, D. C.	155.14	dnoelle@ucmerced.edu
Murphy, C.	107.7	clodagh.murphy@iop.kcl.ac.uk	Noens, I.	106.17, 136.1	lse.Noens@ped.kuleuven.be
Murphy, D.	107.7, 107.9, 107.16, 110.6, 150.5, 152.3	d.murphy@iop.kcl.ac.uk	Noens, I. L.	156.29	noens@chgr.mgh.harvard.edu
Murphy, D. G.	110, 144.5, 144.6, 144.12, 150.1	sphadgm@iop.kcl.ac.uk	Nomura, K.	126.8	nomura@cc.nagoya-u.ac.jp
Murphy, E.	135.11	em48@st-andrews.ac.uk	Norbury, C.	121.2, 154.7	courtenay.norbury@rhul.ac.uk
Murphy, K.	143.5	kamurphy@uoregon.edu	Novosedlik, N.	105.1	2nn1@queensu.ca
Murphy, R. R.	102.7	murphyrr@indiana.edu	Nowicki, Jr., S.	104.8	snowick@emory.edu
Murray, D. S.	105.12, 143.16	donna.murray@cchmc.org	Nowicki, K.	120.2, 155.9, 155.10	Krzysztof.nowicki@omr.state.ny.us
Murtha, M. T.	124.13	michaelmurtha@comcast.net	Nowinski, C. V.	155.4	cnowinski@psych.uic.edu
Musci, R. J.	124.1, 134.15	rjmusci@ucdavis.edu	Noyce, S. D.	138.6	noycesd@lsbu.ac.uk
Mussey, J. L.	115.12, 136.32, 156.2, 156.25	jlmussey@bama.ua.edu	Numata, J. M.	137.6	jnumata@u.washington.edu
Muthaiyah, B.	146.17, 146.20, 146.22	biobalu@gmail.com	Nunez, M.	136.25	m.nunez@gcal.ac.uk
Nacewicz, B.	150.8	bmncewicz@wisc.edu	Nygren, G.	137.24	Gudrun.Nygren@lthalland.se
Nadig, A.	136.14, 154.13	aparna.nadig@mcgill.ca	Nylander, L.	118.2	lena.nylander@skane.se
Nagarajan, S.	141.2	srikantan.nagarajan@radiology.ucsf.edu	Oakley, A.	114.19	aboakley@ucdavis.edu
Nagel, S.	112.4	sharon_nagel@urmc.rochester.edu	Oberman, L.	128, 128.3	loberman@bidmc.harvard.edu
Naigles, L.	136.33, 154.3, 154.6, 154.9, 154.10	letitia.naigles@uconn.edu	Ober-Reynolds, S. E.	114.12, 145.22	soberreynolds@autismcenter.org
Nakamine, A.	124.7	alisa.nakamine@mssm.edu	Oblak, A.	155.7	aoblak@bu.edu
Nakamura, K.	106.6, 131.4	nakamura@hama-med.ac.jp	O'Brien, H. A.	134.23	oheather@nova.edu
Nankova, B. B.	155.12	BISTRA_NANKOVA@NYMC.EDU	O'Brien, J.	107.8	justin.obrien@brunel.ac.uk
Narayanan, A.	144.17	narayanan.32@osu.edu	Obukhov, Y.	137.7	obuchov@cplire.ru
Narita, M.	115.3, 157.1	narita_m@doc.medic.mie-u.ac.jp	Obukhova, E.	156.9	Obukhova1@yandex.ru
Narita, N.	115.3, 157.1	nnarita@koshigaya.bunkyo.ac.jp	O'Callaghan, C.	145.25	clareoc68@aol.com
Narzisi, A.	123.16	antonionarzisi@yahoo.it	O'Connell, L. J.	156.5	6ljo1@queensu.ca
Nash, S.	117.2	s.nash@bangor.ac.uk	O'Connor, G.	106.13	graniaconnor62@optusnet.net.au
Nassar, N.	113.8	natashan@ichr.uwa.edu.au	Odom, S.	134.19	slodom@unc.edu
Nation, K.	121.2, 154.7	kate.nation@psy.ox.ac.uk	Ojados, O. F. L. S. V. M. P. O. C. R. C.	145.15	paquiog@hotmail.com
Nelson, III, C. A.	137.19, 137.20, 144.16	Charles.Nelson@childrens.harvard.edu	Olafsson, D.	123.6	dto@hi.is
Neri, G.	105.18	gneri@rm.unicatt.it	Olafsson, M. F.	146.24	magnus.olafsson@mhb.hg.is
Nesbitt, A. M. I.	124.14	addie.nesbitt@uconn.edu	Oliff, C.	106.12, 106.13	carolyn.oliff@health.wa.gov.au
Nestle, J.	114.25	nestle@kennedykrieger.org	Oliveira, G.	134.12, 146.21	guiomar@hpc.chc.min-saude.pt
Newell, L. C.	115.18, 141.5	Lisa.Newell@iup.edu	Oller, D. K.	154.19	koller@memphis.edu
Newland, E.	114.6	erica.newland@yale.edu	Olson, J.	126.6	jendreolson@msn.com
Newschaffer, C.	140, 1, 133.8	cnewscha@drexel.edu	Olson, T. T.	125.23	olsont@spu.edu
Ng, L.	157.2	lydiang@alleninstitute.org	O'Neill, A.	123.4	oneilla@kennedykrieger.org
Ng, T.	106.13	tiwan.ng@health.wa.gov.au	O'Neill, M. J.	124.14	michael.oneill@uconn.edu
Nguyen, D.	124.4	ucdnguyen@ucdavis.edu	Onore, C.	157.5	ceonore@ucdavis.edu
Nicholas, D. B.	143.8, 143.11	david.nicholas@sickkids.ca	Oosterling, I. J.	123.10	i.oosterling@karakter.com
Nicholas, J. S.	130.5, 130.3	nicholjs@musc.edu	Ophoff, R.	124.5	R.A.Ophoff@umcutrecht.nl
			Oppenheim, D.	130.1	oppenhei@psy.haifa.ac.il
			Orehkova, E.	137.24, 137.7, 144.4	Elena.Orehkova@neuro.gu.se
			O'Roak, B. J.	124.13	brian.oroak@yale.edu
			Osana, H.	115.14, 136.20, 136.21, 136.22	osana@musashino-higashi.org
			Ossenkopp, K.	157.4, 157.9	ossenkop@uwo.ca
			Østergaard, L.	133.6	oes@skss.aaa.dk
			Ostfield, D.	135.6	danielleostfield@sympatico.ca
			O'Sullivan, T.	126.4	tony.o'sullivan@lewishampct.nhs.uk
			Oswald, D.	118.9	doswald@vcu.edu

Index

Author Name	Abstract	Email Address	Author Name	Abstract	Email Address
Ota, M.	154.1	mits@ling.ed.ac.uk	Pericak-Vance, M. A.	124.8, 124.17, 124.12, 131.8, 153.7	mpericak@med.miami.edu
Oudaya, L.	117.9	lila.oudaya@orange.fr	Perlman, S. B.	107.17	susan.perlman@duke.edu
Ouellette-Kuntz, H.	117.12	oulette@post.queensu.ca	Perminova, G.	135.5	permi@mail.ru
Owens, D. G. C.	107.22	David.Owens@ed.ac.uk	Perrin, J. M.	105.14	JPERRIN@PARTNERS.ORG
Oyabu, A.	157.1	307M006@m.mie-u.ac.jp	Perry, A.	103.6, 125.13	perry@yorku.ca
Ozonoff, S.	106.2, 106.8, 121.4, 123.28, 151.2, 154.13	sally.ozonoff@ucdmc.ucdavis.edu	Perry, T. D.	145.1	tdperry@email.unc.edu
Pachoux, M.	136.13	eeaa@lefoyer.ch	Persico, A. M.	140, 140.3, 105.3, 105.4, 131.6	a.persico@unicampus.it
Paliokosta, E.	118.16, 134.25	Eleni.Paliokosta@iop.kcl.ac.uk	Pessah, I. N.	106.2, 106.24, 113.4, 157.5	inpeh@ucdavis.edu
Palmen, S.	120.3	s.palmen@azu.nl	Petalas, M. A.	117.2	m.petalas@bangor.ac.uk
Palmer, E.	152.7	erica.d.palmer@gmail.com	Peters, H.	124.15	Heather.Peters@childrens.harvard.edu
Palmieri, L.	105.3	lpalm@farmbiol.uniba.it	Peters, S. U.	105.11, 106.20, 123.20	sarikap@bcm.tmc.edu
Palomo, R.	106.8, 133.2	ruben.palomo@uam.es	Peterson, C. C.	115.26	candi@psy.uq.edu.au
Pan, Z.	138.4	Pan.Zhaoxing@tchden.org	Petrak, R.	104.15	rpetrak@umich.edu
Pandina, G. J.	115.25	GPandina@janus.jnj.com	Petric, I.	137.25	ingrid.petric@p-ng.si
Pandolfi, V.	118.8	vxpgla@rit.edu	Petrongolo, M.	134.29	petrongolo@email.chop.edu
Papaleo, V.	105.3	veruskapaleo@virgilio.it	Petrozzi, A.	123.9	angela.petrozzi@inpe.unipi.it
Papanicolaou, A. C.	107.10	Andrew.C.Papanicolaou@uth.tmc.edu	Pettit, W.	154.19	wnmoore@gmail.com
Pappas, V.	118.16	pappavangelis@hotmail.com	Pettygrove, S.	133.5	sydney@email.arizona.edu
Pardo, C. A.	101, 101.4, 155.11, 155.13	cpardo@jhmi.edu	Phan, J.	126.15	phanjt@uci.edu
Parise, E.	137.2	eugenio@parise@tiscali.it	Philip, R. C. M.	107.22, 115.32	R.C.M.Philip@sms.ed.ac.uk
Parkinson, K.	153.2	kathryn.parkinson@ncl.ac.uk	Phillips, C.	135.2	catherine.phillips@plymouth.ac.uk
Parner, E.	126.17, 133.6, 146.11	parner@biostat.au.dk	Phillips, J. M.	145.6	jenphil@stanford.edu
Parr, J.	146.13	jeremyparr@doctors.org.uk	Phillips, L.	154.4	linda.phillips@ualberta.ca
Parrini, B.	123.11, 145.14	bparrini@inpe.unipi.it	Phillips, M.	152.3	m.phillips@iop.kcl.ac.uk
Parsons, S.	134.17	s.j.parsons@bham.ac.uk	Philofsky, A.	112.3, 146.18	amy.philofsky@uchsc.edu
Pascal, V.	117.9	virginie.pascal@mac.com	Picard, R. W.	145.7, 145.9	picard@media.mit.edu
Pascalis, O.	102.1, 145.10	o.pascalis@sheffield.ac.uk	Pickles, A.	126.4	Andrew.Pickles@manchester.ac.uk
Pasco, G.	104.12, 107.4, 144.6	gp310@medschl.cam.ac.uk	Pierce, W. D.	134.6	dpierce@ualberta.ca
Paterson, A. D.	105.5	andrew.paterson@utoronto.ca	Piggot, J.	108.9	jpiggot@mednet.ucla.edu
Patnaik, S.	107.21	sweta@stanford.edu	Pijnacker, J.	154.2	j.pijnacker@fcdonders.ru.nl
Patra, N. T.	134.15	ntpatra@ucdavis.edu	Pineda, J. A.	137.22	pineda@cogsci.ucsd.edu
Patricia, E.	123.3	Patricia.Eadie@mcri.edu.au	Pingault, S.	154.26	s.pingault@cegetel.net
Patrick, H.	123.1	p0hard01@louisville.edu	Pinto, D.	105.5	dcpinto@sickkids.ca
Patterson, B.	105.12	bonnie.patterson@cchmc.org	Pinto-Martin, J.	123.7, 130.3, 130.5	pinto@nursing.upenn.edu
Patterson, D. J.	143.2	djp3@ics.uci.edu	Piven, J.	102.5, 110.5, 110.6	joe_piven@med.unc.edu
Patterson, P.	101, 101.3, 157.10	php@caltech.edu	Plaisted, K. C.	115.2	kcp1000@cam.ac.uk
Pattyn, G.	106.23, 125.28	Griet.Pattyn@Ugent.be	Plomin, R.	110.2, 110.6, 113.1	robert.plomin@iop.kcl.ac.uk
Paul, R.	114.6, 121.7, 125.26, 154.8, 154.11, 154.31, 156.28	rhea.paul@yale.edu	Plumb, A. M.	145.23	amp04u@fsu.edu
Paula, C. S.	157.11	csilvestrep@uol.com.br	Plumb, M.	116.7	m.plumb@abdn.ac.uk
Pauls, D. L.	156.29	dpauls@partners.org	Plumer, L.	106.19	lauren.plumer@ucdmc.ucdavis.edu
Paus, T.	150.1	tomas.paus@nottingham.ac.uk	Plumet, M.	154.26	marie-helene.plumet@paris5.sorbonne.fr
Paynter, J. M.	115.26	jpaynter@psy.uq.edu.au	Poghosyan, L.	123.7	poghosyan@nursing.upenn.edu
Pearlson, G.	107.14	Gpearls@harthosp.org	Pohlig, R. L.	115.12	rpohlig@csbsju.edu
Pearson, D. A.	107.10, 153.5	Deborah.A.Pearson@uth.tmc.edu	Poinso, F.	115.33	francois.poinso@mail.ap-hm.fr
Pecini, C.	123.9, 145.14	chiara.pecini@inpe.unipi.it	Poirier, M.	136.10, 156.21	m.poirier@city.ac.uk
Peck, R.	134.7	robin_peck@urmc.rochester.edu	Poissant, H.	115.13	poissant.helene@uqam.ca
Pedersen, C.	145.8	cory.pedersen@kwantlen.ca	Poldrack, R.	107.15	poldrack@ucla.edu
Pedersen, S. S.	123.26	ssp@buh.aaa.dk	Pollick, F. E.	108.9, 108.10, 156.20	frank@psy.gla.ac.uk
Pederson, C.	145.5	cory.pedersen@kwantlen.ca	Pollock, C. L.	135.2	christianne.pollock@pms.ac.uk
Peeters, H.	105.13, 106.17, 124.9	Hilde.Peeters@med.kuleuven.be	Pomeroy, J. C.	146.9	jpomeroy@notes.cc.sunysb.edu
Pelczar, I.	144.10	ipelczar@Princeton.EDU	Poon, K.	125.14	kenneth.poon@nie.edu.sg
Pellicano, E.	102.2, 155.3	liz.pellicano@bristol.ac.uk	Porcelli, V.	105.3	vitopo@libero.it
Pelphrey, K. A.	107.17	kpelphrey@cmu.edu	Porter, A. E.	106.20, 123.20	axporter@texaschildrenshospital.org
Peltier, S. J.	144.11	spelt@umich.edu	Posada de la Paz, M.	114.7, 126.5, 126.20, 133.2	mposada@isciii.es
Peña, J. A.	146.31	juaco949@hotmail.com	Posikera, I.	137.7	irapos@mail.ru
Penn, D. L.	145.1	dpenni@email.unc.edu	Pothier, D.	122.7	mail@davepothier.com
Peppe, S.	154.1	speppe@qmu.ac.uk	Potocki, L.	105.6	lpotocki@bcm.tmc.edu
			Pouliot, S.	106.31	sandra.pouliot.1@ulaval.ca

Author Name	Abstract	Email Address	Author Name	Abstract	Email Address
Poulos-Hopkins, S.	135.12	stefaniepoulos@yahoo.com	Reynolds, A. M.	138.4, 146.33	reynolds.ann@tchden.org
Pouretmad, H.	104.9	fatemeh.ahmadi@autismiran.com	Reznick, J. S.	102.5, 123.29	reznick@email.unc.edu
Poustka, A.	105.22	a.poustka@dkfz.de	Rhydderch, D.	108.17	danielle.rhydderch@googlemail.com
Poustka, F.	105.22, 115.4, 115.16 , 134.3	poustka@em.uni-frankfurt.de	Ribe, A.	146.33	ann.ribe@uchsc.edu
Poustka, L.	107.23	Luise.Poustka@zi-mannheim.de	Ribeiro, S. H. B.	126.13, 126.14	sabandini@hotmail.com
Powell, C. M.	132.1	craig.powell@utsouthwestern.edu	Riby, L.	136.25	leigh.ryby@unn.ac.uk
Powell, J.	107.16	j.powell@iop.kcl.ac.uk	Rice, C.	126.5	cqr8@cdc.gov
Powell, M. P.	105.6, 106.20	mpowell@texaschildrenshospital.org	Rice, C. E.	108.3 , 126.6, 130.3, 133.5	crice@cdc.gov
Prabhuswamy, M.	143.9	ypmukesh@gmail.com	Richards, T. R.	107.6, 144.25	toddr@u.washington.edu
Prat, C.	144.2	csprat@andrew.cmu.edu	Richdale, A.	117.14 , 154.5	amanda.richdale@rmit.edu.au
Preißler, S.	156.13	sandra.preissler@charite.de	Richler, J.	153.1	richl004@umn.edu
Pring, L.	125.11, 156.12	L.Pring@gold.ac.uk	Ridge, K.	146.18	katy.ridge@uchsc.edu
Prior, M. R.	123.3	priorm@unimelb.edu.au	Riendeau, N.	105.15	nriendeau@gmail.com
Prokofiev, A. O.	137.24	a_o_p@mail.ru	Ringer, A. P.	118.17, 126.25	aviringer@gmail.com
Prokofyev, A.	137.7	psychophys.lab@gmail.com	Risi, S.	129 , 104.15, 112.1, 130.4, 144.11, 144.18, 150.7	srisi@umich.edu
Prud'hommeaux, E. T.	154.31	emtucker@cslu.ogi.edu	Ritvo, E. R.	106.16 , 145.12	eritvo@aol.com
Pugliese, L.	144.12	luca.pugliese@iop.kcl.ac.uk	Ritvo, M. J.	106.16	MAXRIT@AOL.COM
Puig, O.	156.26	opuig@clinic.ub.es	Ritvo, R. A.	106.16	rritvo@aol.com
Pulver Tetenbaum, S.	117.4	spulver@notes.cc.sunysb.edu	Rivera, S. M.	144.24, 145.28	srivera@ucdavis.edu
Pushina, N.	136.27	natlee@mail.ru	Robel, L.	105.21	laurence.robel@free.fr
Putnam, L.	134.2	Lorian.Putnam@iwk.nshealth.ca	Roberson-Nay, R.	118.4	roberson-nay@vcu.edu
Qiao, Y.	105.15 , 124.16	yqiao@interchange.ubc.ca	Roberts, D. L.	145.1	dlrobert@email.unc.edu
Qui, A.	144.19	bieqa@nus.edu.sg	Roberts, E.	140.5	Eric.Roberts@cdph.ca.gov
Quintin, E.	115.13 , 136.17	evemariequintin@videotron.ca	Roberts, J. M. A.	114.8	jacqueline@usyd.edu.au
Rafelson, W. M.	144.16	William.Rafelson@childrens.harvard.edu	Roberts, W.	105.5, 106.25, 123.23, 125.13, 142.6, 143.4, 144.14, 146.15, 151.7, 153.6	wendy.roberts@sickkids.ca
Rafnsson, V.	113.7	vilraf@hi.is	Robertson, A. E.	108.7 , 108.10	a.robertson@psy.gla.ac.uk
Rahbar, M. H.	106.27, 126.3 , 126.10, 126.24	rahbar@msu.edu	Robinson, C.	146.18	robinson.cordelia@tchden.org
Rajakumar, R.	107.19, 132.7	nrajakum@uwyo.ca	Robinson, S.	102.8	s.j.robinson@gold.ac.uk
Rajcan-Separovic, E.	105.15, 124.16	eseparovic@cw.bc.ca	Rocha, M.	114.21	mrocha@ucsd.edu
Rajendran, T.	116.6	thusha.rajendran@strath.ed.ac.uk	Rodgers, L.	112.4	lisa_rodgers@urmc.rochester.edu
Rakison, D.	115.21	rakison@andrew.cmu.edu	Rodriguez, Y.	155.2	yr359@nyu.edu
Rall, G.	101 , 157.3	glenn.rall@fcc.edu	Roelen, L.	154.2	roelen.luc@pandora.be
Ramirez, A.	126.5, 126.20, 133.1	aramirez@hopeproject.ie	Roeyers, H.	104.16, 106.23 , 116.5, 125.19, 125.28, 137.15	Herbert.Roeyers@UGent.be
Ramoz, N.	105.21	nicolas.ramoz@bichat.inserm.fr	Rogé, B.	134.26	roge@univ-tlse2.fr
Ramsay, G.	142.2	Gordon.Ramsay@yale.edu	Rogers, S. J.	108.11, 123.28, 145.28, 112.3 , 114.11 , 121.4, 125.6, 136.14, 151.2	sally.rogers@ucdmc.ucdavis.edu
Ramus, F.	156.16	franck.ramus@ens.fr	Roizen, N.	112.4	Nancy.Roizen@UHospitals.org
Rapin, I.	111.3	rqpin@aecom.yu.edu	Rombough, A.	136.28, 145.5 , 145.8	ahrombou@sfu.ca
Rappaport, L. A.	124.15	leonard.rappaport@childrens.harvard.edu	Ronald, A.	113.1 , 118.18	a.ronald@bbk.ac.uk
Rastall, E.	114.9	rastae@spu.edu	Roncadin, C.	123.23, 143.4	croncadin@peelcc.org
Rattanasatien, W.	114.16	wiranpatrat@hotmail.com	Roos, E.	154.14	eroos@wisc.edu
Ravattinen, J.	154.15	jaana.ravattinen@joensuu.fi	Ropar, D.	136.16, 156.24	dmr@psychology.nottingham.ac.uk
Ravine, D.	106.12	David.Ravine.old@health.wa.gov.au	Rosenberger, L.	107.20	rosenbergerl@ninds.nih.gov
Ray, E.	108.5	e.ray@ucl.ac.uk	Rosenthal, M.	136.2 , 136.33, 156.30	michael.a.rosenthal@uconn.edu
Raymaekers, R.	106.23, 125.28, 137.15	Ruth.Raymaekers@Ugent.be	Ross, K.	107.24	kr766@med.nyu.edu
Rayner, M. Y.	124.17	mrayner@med.miami.edu	Rosset, D.	115.33	delphinerosset@yahoo.fr
Raznahan, A.	150.1	armin.raznahan@iop.kcl.ac.uk	Rossmann, I.	157.13	rossmaia@umdj.edu
Reaven, J. A.	117.4, 130.3	Judy.Reaven@uchsc.edu	Rostami, M.	105.16	Rostami.mm@gmail.com
Reddish, M. S.	107.18	reddishm@mail.nih.gov	Roth, M.	143.17	matthew.roth@brooklyn.liu.edu
Reddoch, S.	107.10	sreddoch@alumni.rice.edu	Rouleau, N.	115.30	nancie.rouleau@psy.ulaval.ca
Reed, H.	114.2	hannah.e.reed@vanderbilt.edu	Rousseau, F.	105.3	francis.rousseau@integragen.com
Reed, P. L.	106.27, 126.10	phil.reed@hc.msu.edu	Roux, S.	138.1, 158.1	s.roux@chu-tours.fr
Reichert, J. G.	124.7	jennifer.reichert@mssm.edu	Rozga, A.	121.4 , 135.13	agata@gsu.edu
Reid, G.	116.4	greg.reid@mcgill.ca			
Reidy, J.	136.5	ssljgr@exchange.shu.ac.uk			
Reidy, L.	136.5	ssllr@exchange.shu.ac.uk			
Reilly, D.	117.2	d.reilly@bangor.ac.uk			
Reinhardt, V. P.	154.29 , 156.5	4vpr@queensu.ca			
Reiss, A.	107.21	areiss@stanford.edu			
Remington, A.	115.11 , 135.7	a.remington@ucl.ac.uk			

Index

Author Name	Abstract	Email Address	Author Name	Abstract	Email Address
Rubia, K.	107.7, 107.9	k.rubia@iop.kcl.ac.uk	Schendel, D. E.	126.5, 126.17	dcs6@cdc.gov
Rubin, L. H.	155.4	lrubin@psych.uic.edu	Scherer, S. W.	105.5	steve@violin.genet.sickkids.on.ca
Rubinstein, L. B.	104.13	larabeth@bu.edu	Schetter, P.	143.1	pschetter@autismandbehavior.com
Ruble, L.	117.13	lisa.ruble@uky.edu	Schietecatte, I.	104.16 , 106.23, 125.28	Inge.Schietecatte@Ugent.be
Ruschman, J.	105.2	jennifer.ruschman@cchmc.org	Schieve, L.	130.3	Lschieve@cdc.gov
Rushworth, M.	144.8	matthew.rushworth@psy.ox.ac.uk	Schipul, S. E.	144.9	ses@andrew.cmu.edu
Rusoff, J.	114.28	jade.rusoff@gmail.com	Schjølberg, S.	106.7, 112.2	synnve.schjolberg@fhi.no
Russo, N.	122.8 , 137.21	natalie_myst@hotmail.com	Schlottmann, A.	108.5	a.schlottmann@ucl.ac.uk
Russo, N. M.	137.9	nicolerusso25@yahoo.com	Schmalbrock, P.	144.17	schmalbrock.1@osu.edu
Ruta, L.	118.12 , 136.29	liliana.ruta@gmail.com	Schmidt, C.	103.8	schmidtcm@missouri.edu
Rutherford, M.	125.22 , 156.20	rutherm@mcmaster.ca	Schmitz, C.	120 , 120.3 , 157.10	c.schmitz@np.unimaas.nl
Rydén, E.	106.15	eleonore.ryden@sll.se	Schmitz, F.	156.13	FlorianSchmitz@psychologie.uni-freiburg.de
Saba, G.	134.4	jessica1421@alice.it	Schmötzer, G.	107.23	Schmötzer@em.uni-frankfurt.de
Sacco, K.	115.21	kelley.sacco@chp.edu	Schnabel, K.	156.13	konrad.schnabel@psychologie.hu-berlin.de
Sacco, R.	105.3, 131.6	r.sacco@unicampus.it	Schneider, J.	118.4	jschneider@vcu.edu
Sackett, G.	132.8, 157.14	jsackett@bart.rprc.washington.edu	Schneider, S.	144.13, 156.13	sophiaschneider@gmx.de
Sadeghin, T.	146.34	sprousekids@yahoo.com	Schnetz-Boutaud, N.	124.12	nathalie@chgr.mc.vanderbilt.edu
Sadek, S. A.	107.4, 144.6	sas76@medschl.cam.ac.uk	Schoen, E.	154.11	elizabeth.schoen@yale.edu
Saemundsen, E.	113.7 , 123.6, 131.7, 146.24	evald@greining.is	Schoen, S. A.	148.3	Schoen@SPDFoundation.net
Sahl, R.	107.14	Rsahl@harthosp.org	Scholte, E. M.	115.5	scholte@fsw.leidenuniv.nl
Sahoo, T.	105.11	tsahoo@bcm.edu	Schork, N.	150.4	nschork@ucsd.edu
Sahyoun, C.	152.8	cherif@mit.edu	Schouls, M.	154.21	melissamel25@yahoo.com
Sajdel-Sulkowska, E. M.	157.7	Esulkowska@rics.bwh.harvard.edu	Schreiber, E. G.	146.32	emily.g.schreiber@vanderbilt.edu
Sakaguchi, S.	122.4	dyea19@yahoo.co.jp	Schreibman, L.	114.21, 114.22, 114.23, 134.30, 137.23, 143.2	lschreibman@ucsd.edu
Sakatani, K.	115.3	sakatani@med.nihon-u.ac.jp	Schroeder, J. H.	108.16, 156.31 , 156.33	jessica4@yorku.ca
Saklayen, S.	144.17	Sanjida.Saklayen@osumc.edu	Schultz, R.	138.9	robert.schultz@yale.edu
Saldaña, D.	154.17	dsaldana@us.es	Schultz, R. T.	103.4, 107.14, 136.33, 141.1, 144.21, 152.2 , 156.29, 156.34	schulzrt@chop.edu
Salimpoor, V. N.	115.6	valorie.salimpoor@mail.mcgill.ca	Schumann, C.	150.4	cschumann@ucsd.edu
Salt, J.	124.10	Jsalt@psych.uic.edu	Schumann, G.	110.3 , 110.6	sphadgm@iop.kcl.ac.uk
Salter, G.	142.7, 145.21	gemmaclairesalter@yahoo.co.uk	Schwartz, C.	136.26, 137.5, 137.13, 143.15, 146.27, 146.29	caley.schwartz@miami.edu
Salvadori, F.	134.21	f.salvadori@inpe.unipi.it	Schwartz, C. E.	105.18, 131.5	ceschwartz@ggc.org
Samaco, R. C.	132.6	rs125844@bcm.tmc.edu	Scott, A.	107.15	ashley.scott@ucla.edu
Samango-Sprouse, C.	146.34	cssprouse@aol.com	Scott, F.	126.11	fjs25@cam.ac.uk
Samson, F.	144.1 , 150.3, 152.8	fabienne.samson@umontreal.ca	Scudder, C.	155.4	scudderca@earthlink.net
Sanchez, S.	122.5	s.sanchez32@gmail.com	Sebastian, C.	125.18	c.sebastian@ucl.ac.uk
Sánchez, V.	156.26	vgistau@clinic.ub.es	Seery, A. M.	123.12	amseery@bu.edu
Sanders, J.	115.31	sandersj@tcd.ie	Seidenfeld, A.	138.2, 155.4	aseidenfeld@psych.uic.edu
Sandhu, B.	123.14	Bhupinder.Sandhu@bristol.ac.uk	Seigal, A.	142.7 , 145.21	a.seigal@ich.ucl.ac.uk
Santangelo, S. L.	105.16 , 133.3	ssantangelo@pngu.mgh.harvard.edu	Seijo, R.	154.21	zemog19@aol.com
Santocchi, E.	123.11	esantocchi@inpe.unipi.it	Seijo, R. M.	123.18	rosamseijo@hotmail.com
Santos, A.	115.33	a.santos@incm.cnrs-mrs.fr	Seltzer, M. M.	125.7	mseltzer@waisman.wisc.edu
Santos, P.	134.12	pespada@igc.gulbenkian.pt	Sendowski, T.	126.16	tdsdancer@hotmail.com
Santos, R.	134.12	guiomar@hpc.chc.min-saude.pt	Senju, A.	115.14 , 136.20, 136.21, 136.22	a.senju@bbk.ac.uk
Saotome, A.	115.3	a6e19012@koshigaya.bunkyo.ac.jp	Sepeta, L.	136.18	lsepeta@ucla.edu
Sarachana, T.	106.10	tewazz@gwu.edu	Sequeira, A.	134.12	afsequeira@igc.gulbenkian.pt
Saraiva, J.	146.21	j.saraiva@hpc.chc.min-saude.pt	Sereno, M. I.	150.6	m.sereno@ucl.ac.uk
Saron, C.	145.28	cdsaron@ucdavis.edu	Seshadri, S.	143.9	shekhar@nimhans.kar.nic.in
Sasanfar, R.	105.16, 133.3	rsasanfar@pngu.mgh.harvard.edu	Settipani, C.	134.14	cara.settipani@mssm.edu
Sassoon, R. E.	108.14	resassoon@gmail.com	Seung, H.	114.20	hseung@fullerton.edu
Sato, F.	126.13	fpsato@uol.com.br	Shallwani, S.	136.8	5ss13@queensu.ca
Saulnier, C.	112.7	celine.saulnier@yale.edu	Shandell, M.	145.7	mias@mit.edu
Sauter, D. A.	107.9 , 144.5	disa.sauter@iop.kcl.ac.uk	Sharma, A.	126.4	ajay.sharma@southwarkpct.nhs.uk
Saxena, D. R.	134.16	rxsaxena1943@gmail.com	Sharp, F. R.	106.2 , 157.5	frank.sharp@ucdmc.ucdavis.edu
Scandurra, V.	118.6	v.scandurra@yahoo.it	Sharp, S. J.	106.27, 126.10, 126.24	steve.sharp@rad.msu.edu
Scarcia, P.	105.3	pas@farmbiol.uniba.it			
Scassellati, B.	114.6, 136.11	scasz@cs.yale.edu			
Scattoni, M. L.	149	scattoni@iss.it			
Schalock, M.	122.1	schalom@wou.edu			
Schanen, N. C.	132.5	schanen@medsci.udel.edu			
Schatorjé, T.	115.5	t.schatorje@ggze.nl			
Schauer, J.	106.24	jdschauer@ucdavis.edu			
Schellenberg, G. D.	131.3	zachdad@u.washington.edu			

Author Name	Abstract	Email Address	Author Name	Abstract	Email Address
Shattuck, P.	130.5	shattuck@wustl.edu	Smith, I. M.	106.25, 123.23, 128, 128.6 , 153.6, 134.20 , 142.6, 146.15, 151.7	isabel.smith@iwk.nshealth.ca
Shaw, D.	153.3	ddshaw@u.washington.edu	Smith, K.	134.2	Katherine.Smith@iwk.nshealth.ca
Shea, S.	113.2	sarah.shea@iwk.nshealth.ca	Smith, R. M.	132.4	smith.4051@osu.edu
Shearer, G. M.	130.2	shearerg@mail.nih.gov	Smith, V.	134.27	veronica.smith@ualberta.ca
Sheena, R.	123.3	Sheena.Reilly@mcri.edu.au	Snidman, N.	137.27	ncs@wjh.harvard.edu
Sheinkopf, S. J.	121.3	Stephen_Sheinkopf@brown.edu	Snow, A.	106.28	anne.snow@osumc.edu
Shen, M.	123.25	mshen@projects.sdsu.edu	Snowling, M. J.	121.8	m.snowling@psych.york.ac.uk
Sheppard, E.	136.16	lpxes@psychology.nottingham.ac.uk	Sobsey, D.	114.5	dick.sobsey@ualberta.ca
Sherwood, K.	138.4	kendra.sherwood@uchsc.edu	Sokoloff, J. L.	136.23, 146.7, 154.22, 156.27	Jsokolof@cnmc.org
Sheth, B.	107.10	brsheth@uh.edu	Solomon, M.	125.6	marjorie.solomon@ucdmc.ucdavis.edu
Shetty, N.	144.4	nandita@nmr.mgh.harvard.edu	Sonsalla, P.	132.3	sonsalla@umdnj.edu
Shi, L.	157.10	lmshi@its.caltech.edu	Soorya, L.	114.28, 134.14	latha.soorya@mssm.edu
Shic, F.	136.11 , 151.3	frederick.shic@yale.edu	Sørensen, E. U.	123.26	eus@buh.aaa.dk
Shiffar, M.	122.3	mag@psychology.rutgers.edu	Sorenson, P.	124.1	pagesorenson@gmail.com
Shinnar, S.	106.22	SShinnar@aol.com	Sorge, G.	114.24	fondazioneilcireneo@alice.it
Shook, D.	107.20, 136.23	das96@georgetown.edu	Sorondo, B. M.	115.18	bmsorondo@aol.com
Shriberg, L.	154.8	shriberg@Waisman.Wisc.Edu	Soulieres, I.	144.1, 144.7, 152.8 , 156.10	isabelle.soulieres@umontreal.ca
Shu, B.	124.21, 126.6	shubih@mail.ncku.edu.tw	South, M.	103.4, 144.21 , 156.34	south@byu.edu
Shukla, D. K.	123.25	dshuk1@uic.edu	Southgate, V.	115.14	v.southgate@bbk.ac.uk
Shulman, C.	125.30	mscory@mscc.huji.ac.il	Souza, W. C. D.	126.7	wcsouza@unb.br
Shulman, L. H.	123.18 , 154.21	shulman@aecom.yu.edu	Spek, A. A.	115.5	aa.spek@ggze.nl
Shultz, S.	125.27	sarah.shultz@yale.edu	Spence, M. A.	141.6, 146.30, 152.6	maspence@uci.edu
Shuman, M.	115.18	mshum001@fiu.edu	Spence, S. J.	130.2, 150.2	spences2@mail.nih.gov
Shumway, S.	123.28	shumways@mail.nih.gov	Spencer, A. G.	145.13	celord@umich.edu
Siddiqi, A.	106.27, 126.10	azfar.siddiqi@hc.msu.edu	Spencer, J.	107.8	janine.spencer@brunel.ac.uk
Sideri, K.	155.1	jaxnogia@yahoo.com	Spencer, L.	104.10	spencelo@mail.armstrong.edu
Siebert, J. E.	106.27, 126.10, 126.24	jim.siebert@rad.msu.edu	Spencer, M. D.	107.22	m.d.spencer@ed.ac.uk
Siegel, B.	126.16, 141.2, 146.8	bryna.siegel@ucsf.edu	Sprengelmeyer, R.	115.32	rhs3@st-andrews.ac.uk
Siegel, J.	107.3	jjegel@bu.edu	Squires, J.	143.5	jsquires@uoregon.edu
Sierra, A.	144.10	asierrasaave@notes.cc.sunysb.edu	Sreenath, M.	124.23	sreenama@umdnj.edu
Sigman, M.	106.3, 121.4, 136.18, 145.18, 151.2	msigman@ucla.edu	Srinath, S.	143.9	shobas@nimhans.kar.nic.in
Sigurdardóttir, S.	123.6	solveig@greining.is	Staal, W.	124.5	wstaal@umcutrecht.nl
Siller, M.	145.18	msiller@hunter.cuny.edu	Stagg, S.	125.9	s.stagg@gold.ac.uk
Silva, L. M.	122.1	LMTSilvaqigong@comcast.net	Stahl, S. S.	103.4, 156.34	sherin.stahl@yale.edu
Silva, M. A. M.	116.2	madilia@fade.up.pt	Stahmer, A. C.	114.3, 114.22, 143.2, 114.23, 134.30	astahmer@casrc.org
Silver, A. M.	107.3	andysilver721@gmail.com	Stamm, C.	134.7	carol_stamm@urmc.rochester.edu
Silverman, J. M.	124.7, 153.8	jeremy.silverman@mssm.edu	Stanfield, A. C.	107.22 , 115.32	andrew.stanfield@ed.ac.uk
Silverman, L. B.	104.3	laura_silverman@urmc.rochester.edu	Stanford, L. D.	138.2	lstanford@psych.uic.edu
Silvers, J. A.	146.7, 154.22	jennifer.silvers@gmail.com	State, M. W.	124.13	matthew.state@yale.edu
Simeonsson, R.	125.14	rjsimeon@email.unc.edu	Steel, L.	143.8	lee.steel@sickkids.ca
Simmons, A.	144.5	a.simmons@iop.kcl.ac.uk	Steer, C. D.	122.7, 123.13, 123.14	Colin.Steer@bristol.ac.uk
Simmons, D. R.	108.7, 108.9, 108.10	d.r.simmons@psy.gla.ac.uk	Stefansson, H.	131.7, 146.24	hreinn.stefansson@decode.is
Simon, R.	146.15	rebecca.simon@muhc.mcgill.ca	Stefansson, K.	131.7, 146.24	kari.stefansson@decode.is
Simonoff, E.	126.4, 146.12	Emily.Simonoff@iop.kcl.ac.uk	Steiman, M.	146.15	mandy.steiman@muhc.mcgill.ca
Singh, J.	146.2	jennifer.singh@ucsf.edu	Stein, R.	124.23	rosanne.stein@verizon.net
Singleton, M. K.	132.5	mksingleton@ucdavis.edu	Steinberg, M.	106.9	bcmms@gwumc.edu
Sinnwell, J. P.	107.16	sinnwell.jason@mayo.edu	Steinberg, S.	131.7, 146.24	stacy.steinberg@decode.is
Sinzig, J.	118.15	judith.sinzig@uk-koeln.de	Steinbusch, H. W.	120.3, 157.10	h.steinbusch@np.unimaas.nl
Sitzia, E.	134.4	iosettdoneddu@aob.it	Steinman, K.	107.21	steinman@neuropeds.ucsf.edu
Skaug, J.	105.5	jskaug@sickkids.ca	Steinman, R.	106.22	rachel.steinman@gmail.com
Skinner, C.	105.18	cindy@ggc.org	Stella Durocher, J.	146.5	jstella@miami.edu
Skinner, S.	105.11	sas@ggc.org	Stenroos, E. S.	124.23	stenroos@umdnj.edu
Sklar, A.	107.24	andrewsklar@aol.com	Stephan, D.	124.15	dstephan@tgen.org
Skoe, E. E.	137.9	eeskoe@northwestern.edu	Stephens, S. M.	114.12	sstephens@autismcenter.org
Skuse, D. H.	129, 126.21 , 138.8, 142.7, 145.21	diskuse@ich.ucl.ac.uk	Sterling, L.	118.10	lsterling@u.washington.edu
Slayter, E. M.	143.3	eslayter@salemstate.edu	Stevenson, R. E.	105.18	res@ggc.org
Slonims, V.	146.12, 154.27	vicky.slonims@gstt.sthames.nhs.uk			
Smith, B. K.	156.17	bennett.smith@music.mcgill.ca			
Smith, C. J.	114.12, 153.8	csmith@autismcenter.org			

Index

Author Name	Abstract	Email Address	Author Name	Abstract	Email Address
Stewart, M.	145.20, 154.1	M.E.Stewart@hw.ac.uk	Tadic, V.	125.11	v.tadic@gold.ac.uk
Stewart, P. A.	134.7	patricia_stewart@urmc.rochester.edu	Tager-Flusberg, H.	104.13, 107.1, 107.3, 121.1, 121.5, 123.12, 137.19, 137.20, 138.5	htagerf@bu.edu
Steyaert, J.	105.13, 106.17	jean.steyaert@uz.kuleuven.be	Tait, K. J.	135.1	kathleen.tait@une.edu.au
Stichter, J.	103.8	stichterj@missouri.edu	Takahashi, T. N.	106.29	takahashi@missouri.edu
Stieglitz Ham, H.	116.6	heidi.ham@ed.ac.uk	Takei, N.	106.6, 131.4	ntakei@hama-med.ac.jp
Stieltjes, B.	107.23	B.Stieltjes@dkfz.de	Takura, S.	143.7	sakura5812@hotmail.com
Stobbe, G.	114.9, 125.23	gastobbe@aol.com	Talebizadeh, Z.	124.11	ztalebi@cmh.edu
Stoet, G.	142.4	g.stoet@leeds.ac.uk	Tan, W.	105.11	Wen-Hann.Tan@childrens.harvard.edu
Stone, W. L.	104.2, 151.4, 146.4, 146.3, 146.23, 151.2	wendy.stone@vanderbilt.edu	Tanaka, J. T.	103.4, 156.34	jtanaka@uvic.ca
Stott, C.	126.2 , 132.8, 157.14	drkarolstott@yahoo.co.uk	Tancredi, R.		rtancredi@inpe.unipi.it
Stough, C.	145.2	cstough@groupwise.swin.edu.au	Tancredi, R.	123.11, 123.16, 134.21, 145.14	r.tancredi@inpe.unipi.it
Stout, J. C.	102.7	Julie.Stout@med.monash.edu.au	Tanenhaus, M. K.	104.3	mtan@bcs.rochester.edu
Strang, J.	146.7, 154.22	johnstrang@aol.com	Tannan, V.	155.6	tannan@email.unc.edu
Strangman, G.	144.7	strang@nmr.mgh.harvard.edu	Tansey, K.	106.21, 124.3, 131.1	tanseyk@tcd.ie
Stranieri, C.	124.19	catherine.stranieri@wanadoo.fr	Tapp, J.	116.3	jon.tapp@vanderbilt.edu
Striano, T.	137.2	tstriano@hunter.cuny.edu	Tarbox, J.	114.17	j.tarbox@centerforautism.com
Stroganova, T. A.	135.5, 136.27, 137.7, 137.24, 156.9	stroganova56@mail.ru	Tardif, C.	154.26	carole.tardif@lpl.univ-aix.fr
Stronach, S.	115.22, 154.14	sstronach@wisc.edu	Tarshis, N.	154.21	ntarshis@aecom.yu.edu
Stuart, E.	123.4	estuart@jhsph.edu	Tartaro, A.	145.29	andrea@cs.northwestern.edu
Stuart, M. L.	117.17, 117.19	mlstuart@iupui.edu	Taskin, B.	145.11	info@yankiyazgan.com
Study Group of Autistic Spectrum Disorders	114.7	lboada@iscii.es	Tassone, F.	124.4	ftassone@ucdavis.edu
Suckling, J.	107.4, 144.6	js369@cam.ac.uk	Taylor, A. R.	155.12, 157.4, 157.12	rtaylor46@uwo.ca
Suda, S.	106.6, 131.4	sudash@hama-med.ac.jp	Taylor, K.	137.3	kevin.taylor@addenbrookes.nhs.uk
Sudhof, T.	132.1	thomas.sudhof@utsouthwestern.edu	Taylor, M. J.	144.14	margot.taylor@sickkids.ca
Sugihara, G.	106.6	genichi-psyc@umin.ac.jp	Taylor, R.	157.9	rtaylor46@uwo.ca
Sugiyama, T.	106.6, 131.4	toshirou_sugiyama@mx.achmc.pref.aichi.jp	Tazoe, M.	115.3, 157.1	mtazoe@luther.ac.jp
Suhrheinrich, J.	134.3	jsuhrhei@ucsd.edu	Tee, L. L.	130.8	Lilian.L.Tee@kp.org
Sulkes, S. B.	112.4	steve_sulkes@urmc.rochester.edu	Teeters, A.	145.7	alea@mit.edu
Sullivan, L. H.	143.1	lhsullivan@ucdavis.edu	Tek, S.	154.9, 154.10	saime.tek@uconn.edu
Summar, M. L.	124.12	marshall.summar@vanderbilt.edu	Temple, K.	154.27	k.j.temple@newcastle.ac.uk
Sunaert, S.	106.17	Stefan.Sunaert@uz.kuleuven.be	Ten Hoopen, L.	136.9	l.tenhoopen@erasmusmc.nl
Surguladze, S.	152.3	s.surguladze@iop.kcl.ac.uk	Tessier, S.	137.1	tessiersophie@yahoo.ca
Surian, L.	154.12	luca.surian@unitn.it	Testa, M.	117.11	man.testa@hotmail.it
Sutcliffe, J. S.	105.14, 124.22	james.s.sutcliffe@vanderbilt.edu	Teunisse, J.	154.2	jp.teunisse@leokannerhuis.nl
Sutterer, M. J.	150.8	mjsutterer@wisc.edu	Thatcher, K. N.	132.5	knthatcher@ucdavis.edu
Suzuki, K.	106.6	katsuaki-suzuki@ams.odn.ne.jp	Theilmann, R. J.	150.6	rtheilmann@ucsd.edu
Swaab, H.	105.19	h.swaab@fsw.leidenuniv.nl	Theodoro, M. F.	124.11	mftheodoro@cmh.edu
Swanson, S.	116.6	sswanson@mcw.edu	Thevarkunnel, S.	155.8	sthevar@bu.edu
Swedo, S. E.	123.28, 149 , 130.2, 150.2	swedos@mail.nih.gov	Thioux, M. A.	107.12, 128.2, 138.9	m.a.thioux@med.umcg.nl
Sweeney, D. J.	123.5	deborah.sweeney@med.monash.edu.au	Thomas, C.	107.2	cibut@nmr.mgh.harvard.edu
Sweeney, J. A.	138.2, 155.4	jsweeney@psych.uic.edu	Thomas, K. C.	130.5	kathleen_thomas@unc.edu
Sweeten, T. L.	101.5	tksweeten@juno.com	Thommen, E.	117.15, 136.13	ethommen@eesp.ch
Swensen, L. D.	130.6, 154.3 , 154.6	laurenswensen@gmail.com	Thompson, A. P.	105.5, 106.25	athomps@mcmaster.ca
Swettenham, J.	115.11, 135.7	j.swettenham@ucl.ac.uk	Thompson, B.	146.23	barbara.thompson@vanderbilt.edu
Swiezy, N. B.	117.17 , 117.19	nswiezy@iupui.edu	Thompson, C.	157.2	carolth@alleninstitute.org
Swineford, L. B.	145.23	lbs05d@fsu.edu	Thompson, D.	114.19 , 134.15	dthompson@ucdavis.edu
Swinkels, S.	117.8, 123.10, 123.22	s.swinkels@psy.umcn.nl	Thompson, M.	106.8	meagan.thompson@ucdmc.ucdavis.edu
Swithenby, S.	152.1	S.J.Swithenby@open.ac.uk	Thompson, P. A.	106.27 , 126.10, 126.24	patrick.thompson@hc.msu.edu
Szatmari, P.	105.5, 106.25, 123.23, 142.6, 144.3, 146.15, 151.7, 153.6, 154.23	szatmar@mcmaster.ca	Thomson, A. B.	134.25, 144.5 , 144.12	alex.thomson@iop.kcl.ac.uk
Szeligo, F.	156.23	szeligo@unb.ca	Thorgeirsson, T. E.	131.7, 146.24	thorgeir.thorgeirsson@decode.is
Tabagh, R.	105.17, 105.20	refaat_tb@yahoo.com	Thorsen, K.	126.15	kthorsen@uci.edu
Tabuchi, K.	132.1	katsuhiko.tabuchi@utsouthwestern.edu	Thorsen, P.	126.17, 133.6, 146.11	pt@soci.au.dk
			Thurm, A.	123.28, 130.2, 150.2	athurm@mail.nih.gov
			Tichenoff, L. J.	155.12, 157.12, 157.4, 157.9	lticheno@uwo.ca

Author Name	Abstract	Email Address	Author Name	Abstract	Email Address
Tidmarsh, L.	135.6	lee.tidmarsh@gmail.com	Valicenti-McDermott, M.	123.18, 154.21	rvalicenti@hotmail.com
Tilley, M. R.	132.4	tilley.10@osu.edu	Valicenti-McDermott, M. D.	106.22	mrvalicenti@yahoo.com
Tinjust, D.	136.6	david.tinjust@umontreal.ca	Valkama, K. A. K.	117.1	katja.valkama@uwasa.fi
Toal, E.	108.10	erin.toal@hotmail.co.uk	Valley-Gray, S.	146.5	valleygr@nova.edu
Tobimatsu, S.	137.17	tobi@neurophy.med.kyushu-u.ac.jp	Van Berckelaer-Onnes, I. A.	106.30, 115.5, 136.1	berck@fsw.leidenuniv.nl
Toft, S.	146.11	sto@soci.au.dk	Van Daalen, E.	117.8	e.vandaalen@umcutrecht.nl
Tojo, Y.	115.14, 136.20, 136.21, 136.22	tojo@mx.ibaraki.ac.jp	Van Der Fluit, F.	123.28	vfaye@mail.nih.gov
Toledo, V.	146.31	toledomedrano@cantv.net	Van der Gaag, R. J.	123.10, 144.2	r.vandergaag@psy.umcn.nl
Tolouei, A.	105.16, 133.3	Alatoloi@yahoo.com	Van der Reijken, A.	106.30	a.vanderreijken@centrumautisme.nl
Tomblin, J. B.	121.5	j-tomblin@uiowa.edu	Van der stelt, O.	141.8	odin.vanderstelt@medizin.uni-magdeburg.de
Tomko, J.	132.8, 157.14	jat92+@pitt.edu	van der Zwaag, B.	124.5	A.vanderZwaag@umcutrecht.nl
Tomlin, D.	144.22	dtomlin@hnl.bcm.edu	Van Duijn, G.	136.1	duijn@iclon.leidenuniv.nl
Tommerdahl, M.	155.6	tommerda@med.unc.edu	Van Engeland, H.	117.8, 120.3, 141.3, 157.10	h.engeland@umcutrecht.nl
Tonge, B. J.	123.5	bruce.tonge@med.monash.edu.au	Van Geet, C.	106.17	Chris.VanGeet@med.kuleuven.be
Toro, R.	150.1	rto@psychology.nottingham.ac.uk	Van Kooten, I.	120.3, 157.10	imke.vankooten@np.unimaas.nl
Toth, K.	136.19	ktoth@u.washington.edu	Van Loon, E.	136.16	evl@psychology.nottingham.ac.uk
Townsend, J.	137.23, 150.6	jtownsend@ucsd.edu	Van Rijn, S.	105.19	srijn@fsw.leidenuniv.nl
Townsend, J. T.	102.7	jtownsen@indiana.edu	Van Santen, J.	154.8 , 154.11, 154.31, 156.28	vansanten@cslu.ogi.edu
Travers, B. G.	136.32, 156.2 , 156.25	bgtravers@bama.ua.edu	Van Wijngaarden, E.	112.4	edwin_vanwijngaarden@urmc.rochester.edu
Treadwell-Deering, D. E.	105.6 , 106.20, 123.20	dianet@bcm.tmc.edu	Vander Wyk, B. C.	107.17	bcv@andrew.cmu.edu
Trillingsgaard, A.	123.26	atr@buh.aaa.dk	VanDeWater, J. A.	106.2, 106.24 , 157.5	javandewater@ucdavis.edu
Trommer, B. L.	137.9	btrommer@northwestern.edu	Vangel, M.	144.4	vangel@nmr.mgh.harvard.edu
Troupou, M.	114.13	epsyepa1@otenet.gr	VanMeter, J.	107.20, 133.7	jvw5@georgetown.edu
Troyb, E.	112.5, 123.21, 123.30 , 136.2, 136.33, 156.30	eva.troyb@uconn.edu	Vanvuchelen, M.	116.5	Marleen.Vanvuchelen@faber.kuleuven.be
Tsai, A.	146.33	tsai.chun-hui@tchden.org	Vargas, D.	155.11 , 155.13	dvargas3@gmail.com
Tsai, T.	146.14	tongningsai@gmail.com	Varghese, L.	107.10	larrypv@gmail.com
Tsatsanis, K. D.	156.29	katherine.tsatsanis@yale.edu	Varma, U.	134.16	ushavarma97@hotmail.com
Tsermentseli, S.	107.8	stella.tsermentseli@brunel.ac.uk	Vasconcelos, M. O. F.	116.2	olgav@fade.up.pt
Tsetlin, M.	136.27	markevichm@mail.ru	Védrine, S.	105.17, 105.20	marouia@med.univ-tours.fr
Tsodyks, M.	108.13	misha@weizmann.ac.il	Velayos, L.	133.2	iridia@hotmail.com
Tsuchiya, K. J.	106.6, 115.20, 106.16, 131.4, 115.19, 145.12	tsuchiya@hama-med.ac.jp	Velicer, W. F.	125.1	velicer@uri.edu
Tsujii, M.	106.6, 106.16, 114.1 , 115.19, 115.20, 126.8, 131.4, 143.10, 145.12	mtsujii@sass.chukyo-u.ac.jp	Veness, C.	123.3	carly.veness@gmail.com
Tucker Prud hommeaux, E.	154.8	emilytucker@gmail.com	Veneziano, E.	154.26	edy.veneziano@univ-paris5.fr
Tucker, L.	136.15, 156.22	l.tucker@bbk.ac.uk	Venuti, P.	104.6, 114.10, 125.15	venuti@form.unitn.it
Türkbay, T.	118.5	tumerturkbay@yahoo.com	Verheij, F.	118.7, 123.15, 125.20, 125.21, 136.9	f.verheij@erasmusmc.nl
Turner Brown, L. M.	123.29, 145.1	lauren_turner@med.unc.edu	Verhoeve, M.	114.18	M.Verhoeve@debascul.com
Tyson, K.	136.2, 136.33	katherine.tyson@uconn.edu	Verhulst, F.	118.7	f.verhulst@erasmusmc.nl
Uchida, A.	157.1	auchida@doc.medic.mie-u.ac.jp	Vermeesch, J. R.	105.13, 124.9	joris.vermeesch@med.kuleuven.be
Uddin, L. Q.	107.24	lucina.uddin@med.nyu.edu	Verpoorten, R.	136.1	roger.verpoorten@telenet.be
Ullman, M. T.	154.16	michael@georgetown.edu	Vicente, A.	134.12, 146.21	avicente@igc.gulbenkian.pt
Unal, S.	123.24, 145.11	selinunal@guzelgunler.com	Vidal, J.	137.11	j.vidal@chu-tours.fr
Underwood, G.	136.16	geoff.underwood@nottingham.ac.uk	Viding, E.	125.18	e.viding@ucl.ac.uk
Urbancic, T.	137.25	tanja.urbancic@p-ng.si	Vieland, V.	131.2	veronica.vieland@nationwidechildrens.org
Urbano, R.	151.2	richard.urbano@vanderbilt.edu	Villotti, P.	125.15	p.villotti@email.it
Urrutia Villavicencio, M.	105.22	solmaricu@yahoo.com	Vinogradov, S.	141.2	sophia.vinogradov@ucsf.edu
Vaccarella, L.	154.23	vaccarel@mcmaster.ca	Vismara, L. A.	114.11	laurie.vismara@ucdmc.ucdavis.edu
Vaidya, C.	107.20, 136.23	cjv2@georgetown.edu	Visovsky, K.	103.8	visovskyk@missouri.edu
Vaillancourt, T.	106.25, 146.15, 153.6	vaillat@mcmaster.ca	Visser, J. C.	123.10	j.visser@karakter.com
Vaillant-Molina, M.	115.18	mvail001@fiu.edu	Vivanti, G.	136.14	giacomovivanti@virgilio.it
Valcante, G.	116.1	valcante@mbi.ufl.edu	Vladimir, M.	114.27	reabi@mail.kar.net
Valenti, M.	114.24	marco.valenti@cc.univaq.it	Vlamings, P. H.	141.4	p.vlamings@psychology.unimaas.nl
Valentine, T.	125.9	t.valentine@gold.ac.uk	Voelbel, G. T.	115.25	gvoelbel@kmrrec.org
			Vogel-Farley, V.	137.19, 137.20	Vanessa.Vogel@childrens.harvard.edu

Index

Author Name	Abstract	Email Address	Author Name	Abstract	Email Address
Volden, J.	106.25, 125.3, 146.15, 153.6, 154.4	Joanne.Volden@ualberta.ca	White, C.	144.17	catherine.white@osumc.edu
Volein, A.	136.15, 156.22	a.volein@bbk.ac.uk	White, E. R.	132.8	railey.white@gmail.com
Volkmar, F. R.	112.8, 156.29, 125.26, 151.3	fred.volkmar@yale.edu	White, K. B.	134.17, 146.13 , 156.14	kathy.white@psych.ox.ac.uk
Vorstman, J.	124.5	J.A.S.Vorstman@umcutrecht.nl	White, S.	142.1 , 142.8	s.white@ucl.ac.uk
Vourc'h, P.	105.17 , 105.20	vourch@med.univ-tours.fr	White, S. W.	118.4	swwhite@vcu.edu
Wachtel, K.	145.16	kwachtel@hotmail.com	Whitehead, P.	131.8	pwhitehead@med.miami.edu
Waddell, C.	106.25, 146.15, 153.6	charlotte_waddell@sfu.ca	Whitman, T. L.	143.6, 143.14	twhitman@nd.edu
Wagemans, J.	106.17	Johan.Wagemans@psy.kuleuven.be	Whitney, D.	144.24	dwhitney@ucdavis.edu
Wakefield, A.	132.8, 157.14 , 157.16	andy.w@thoughtfulhouse.org	Wideman, G.	150.4	gwa@grahamwideman.com
Walden, T. A.	104.2, 146.4, 146.32, 158.2	tedra.walden@vanderbilt.edu	Wiersema, J. R.	137.15	Roeljan.Wiersema@UGent.be
Walenski, M.	154.16	mwalenski@ucsd.edu	Wiesendanger, S.	117.15	swiesendanger@eesp.ch
Walker, C. K.	113.6 , 126.12	ckwalker@ucdavis.edu	Wiggins, L. D.	108.3, 130.5	lwiggins@cdc.gov
Walker, S. J.	157.16	swalker@wfubmc.edu	Wigram, T.	134.11	tony@hum.aau.dk
Wallace, G. L.	107.18 , 136.23, 138.3, 146.7, 154.22, 156.27 ,	gregwallace@mail.nih.gov	Wiley, S.	123.20	swiley@vcu.org
Wallace, M. C.	154.19	mcwallac@memphis.edu	Williams, C.	137.23	ctwilliams@ucsd.edu
Wallace, S.	134.17 , 137.18, 146.13, 156.14	simon.wallace@psych.ox.ac.uk	Williams, C.	145.9	claytonw@mit.edu
Walleghem, D.	105.13	azm.uckja@zna.be	Williams, D.	102.4	d.williams@ich.ucl.ac.uk
Walstab, J. E.	112.6	janet.walstab@mcri.edu.au	Williams, D. L.	106.26, 107.25 , 136.31, 144.9, 144.20, 152.4, 154.32, 156.6	williamsd2139@duq.edu
Walzak, M. J.	157.12	mwalzak@uwo.ca	Williams, J.	126.11	j.g.williams.97@cantab.net
Wan, M. W.	151.1	m.w.wan@manchester.ac.uk	Williams, J. H.	128 , 116.7, 128.5	justin.williams@abdn.ac.uk
Wang, A.	105.1	3accw@queensu.ca	Williams, K. D.	125.18	kip@psych.purdue.edu
Wang, K. C.	120.2, 155.9, 155.10	KuoChiang.Wang@omr.state.ny.us	Williams, S. M.	151.4	susie.williams@vanderbilt.edu
Wang, L.	134.18	bonniehw@young.url.com.tw	Williams, T. I.	115.27	sxswiams@reading.ac.uk
Wang, L.	146.14	gogojump@msn.com	Williamson, P.	107.19	williams@uwo.ca
Wang, Y.	114.14	bean46@tp.edu.tw	Willment, A.	150.2	willmenta@mail.nih.gov
Ward, J. L.	136.7	j.l.ward@gold.ac.uk	Wilson, A.	116.7	andrew.wilson@abdn.ac.uk
Warreyn, P.	106.23, 125.28	Petra.Warreyn@Ugent.be	Wilson, R.	102.1	rebecca.wilson@shef.ac.uk
Washington, A.	108.3, 133.5	czo9@cdc.gov	Winder, B.	135.12	breanna@holdthEDOOR.com
Wasserman, S.	114.28	stacey.wasserman@mssm.edu	Windham, G.	113.5	gayle.windham@cdph.ca.gov
Watson, L.	123.29, 135.4	lwatson@med.unc.edu	Winter, H. S.	105.14	HWINTER@PARTNERS.ORG
Webb, S. J.	103.5, 118.10, 136.19, 137.6, 137.16	sjwebb@u.washington.edu	Wisniewski, T.	120.2, 155.9, 155.10	thomas.wisniewski@med.nyu.edu
Wegiel, J.	120.2, 155.9, 155.10	jarek@jarekwegiel.com	Witte Meyer, K.	134.26	kerstin.witte Meyer@psych.ox.ac.uk
Wegiel, J.	120 , 120.2 , 155.2, 155.9 , 155.10	j_wegiel@msn.com	Wójcik, M.	134.24	iwrdr@iwrdr.pl
Weinstein, M.	107.13	weinmaya@gmail.com	Wolf, I.	144.13 , 152.5, 156.13	iwolf@mpib-berlin.mpg.de
Weisblatt, E. J.	108.12, 122.6	ejw44@cam.ac.uk	Wolf, J. M.	103.4 , 152.2, 156.34	julie.wolf@yale.edu
Weismer, S. E.	115.22	ellisweismer@wisc.edu	Wood, L. M.	125.17	Laura_M_Wood@rush.edu
Weiss, J. A.	156.31	jweiss@rogers.com	Worling, D.	136.28	dworling@childdevelopmentgroup.com
Wellington, S.	118.14, 143.18, 143.19	swellington@cw.bc.ca	Wozniak, R. H.	135.12	rwozniak@brynmawr.edu
Wells, K.	108.16, 135.8, 154.25 , 156.31, 156.33	kwells@yorku.ca	Wray, J. A.	106.12, 106.13	john.wray@health.wa.gov.au
Wen, G. Y.	132.2	Guang.wen@omr.state.ny.us	Wright, H. H.	124.8, 124.17, 131.8, 138.7, 153.7	hhw@gw.mp.sc.edu
Weng, S. J.	144.11, 144.18 , 150.7	sweng@umich.edu	Wright, L. A.	125.2	wrightla@missouri.edu
Weru, J.	145.26, 145.27	jweru@aol.com	Wu, C. C.	106.18, 123.17	jinnchin@mail2000.com.tw
Westbury, A.	134.17	alice.westbury@bnc.ox.ac.uk	Wu, Y.	126.6, 134.18, 146.14	wuhou@yahoo.com
Wetherby, A. M.	109 , 145.23	amwetherby@fsu.edu	Xenitidis, K.	118.16, 134.25	Kiriakos.Xenitidis@iop.kcl.ac.uk
Whalen, C.	117.3	chris@teachtown.com	Yager, J.	136.28 , 145.5, 145.8	jyager@sfu.ca
Whalley, H. C.	115.32	hwhalley@staffmail.ed.ac.uk	Yamada, K.	131.4	k_yamada@brain.riken.go.jp
Wheeler, D.	155.13	wheeler.david@medstudent.pitt.edu	Yana, B.	114.27	yana@kiev ldc.net
Wheelwright, S. J.	129 , 118.13, 144.6, 146.16, 107.4	sjw18@cam.ac.uk	Yang, C.	144.13	stern_am_himmel@gmx.de
Whitaker-Azmitia, P.	155.2	pwhitaker@sunysb.edu	Yang, P.	124.21, 126.6	pincheny@gmail.com
			Yang, T.	114.14	try0083730@yahoo.com.tw
			Yasui, D. H.	132.5	dhyasui@ucdavis.edu
			Yazgan, M. Y.	123.24 , 145.11	yanki@yankiyazgan.com
			Yazgan, S.	123.24	info@guzelgunler.com
			Yeargin-Allsopp, M.	130.5	mxy1@cdc.gov
			Yeghiyan, M. G.	134.2	acpp@netsys.am
			Yen, Z.	146.14	b90605106@ntu.edu.tw

Author Name	Abstract	Email Address
Yerys, B. E.	107.20, 136.23, 138.3, 156.27	byerys@cnmc.org
Yirmiya, N.	106.3, 130.1	nyirmiya@gmail.com
Yoder, P. J.	104.2, 116.3, 146.3, 146.4	paul.yoder@vanderbilt.edu
Yoon, J. L.	105.9	jlyoon@mednet.ucla.edu
Yoshida, C.	113.3, 114.26	cathleen.k.yoshida@kp.org
Yoshihashi, Y.	115.19, 115.20, 143.10	yuka.y@hama-med.ac.jp
Yoshikawa, T.	131.4	takeo@brain.riken.jp
Youmatz, A.	154.22	ayoumatz@cnmc.org
Young, G. S.	121.4	gregorys.young@ucdmc.ucdavis.edu
Young, L. M.	123.7	younglm@nursing.upenn.edu
Zachor, D. A.	103.7, 107.13	dzachor@smile.net.il
Zahka, N. E.	136.26, 137.13, 143.15, 146.27, 146.29	nicole.zahka@gmail.com
Zaidi, F.	105.21	falekzaidi@hotmail.fr
Zakha, N.	137.5	nicole.zakha@gmail.com
Zampella, C. J.	108.4, 125.29	casey.zampella@yale.edu
Zbinden Sapin, V.	117.15	veronique.zbindensapin@hef-ts.ch
Zecker, S. G.	137.9	zecker@northwestern.edu
Zeffiro, T. A.	144.1, 144.7, 152.8	zeffiro@nmr.mgh.harvard.edu
Zhang, Z.	155.6	zhzh@email.unc.edu
Zhu, Z.	141.2	zhao.zhu@radiology.ucsf.edu
Zierhut, C.	108.11, 123.28	cynthia.zierhut@ucdmc.ucdavis.edu
Zilbovicius, M.	107.5	mozilbo@gmail.com
Zimmerman, A. W.	146.6, 155.11, 155.13	Zimmerman@kennedykrieger.org
Zingerevich, C.	125.5	zingy53@yahoo.com
Zoghbi, H. Y.	132.6	hzoghbi@bcm.tmc.edu
Zona, M. L.	134.28	melissa_zona@brown.edu
Zucker, H.	144.18	hallel@umich.edu
Zuddas, A.	114.15, 117.11	azuddas@unica.it
Zuluaga, A.	123.12	azuluaga@bu.edu
Zwaigenbaum, L.	105.5, 106.25, 123.23, 142.6, 143.4, 146.15, 151.2, 151.7, 153.6	lonnie.zwaigenbaum@capitalhealth.ca
Zwiers, M.	144.2	m.zwiers@fcdonders.ru.nl


Announcing Autism Research

*A new journal with a developmental approach
to the biology and psychology of autism.*

Autism Research, the flagship Journal of the International Society for Autism Research, covers the developmental disorders known as Pervasive Developmental Disorders (or autism spectrum disorders—ASDs). The Journal has a strong focus on basic genetic, neurobiological and psychological mechanisms and how these influence developmental processes in ASDs.

The Journal encourages the submission of articles that take a developmental approach to the biology and psychology of autism, with a particular emphasis on identifying underlying mechanisms and integrating across different levels of analysis.

Submit your research today at <http://mc.manuscriptcentral.com/autismresearch>



**Now
Available!
Submit your
manuscript
today!**

Autism Research is guided
under the leadership of:

EDITOR-IN-CHIEF

Anthony J. Bailey, M.D.
Cheryl and Reece Scott
Professor of Psychiatry
University of Oxford

ASSOCIATE EDITORS

Sally J. Rogers
The M.I.N.D. Institute
University of California, Davis
Sacramento, CA

Robert T. Schultz
Director, Center for Autism Research
Children's Hospital of Philadelphia
Philadelphia, PA

James S. Sutcliffe
Vanderbilt Kennedy Center
Vanderbilt University
Nashville, TN

LITERATURE REVIEW EDITOR

Edwin H. Cook, Jr.
Institute for Juvenile Research
University of Illinois at Chicago
Chicago, IL

INSAR

International Society
for Autism Research

The International Society for Autism Research (INSAR) is a scientific and professional organization devoted to advancing knowledge about autism spectrum disorders (ASDs), including autism, Asperger syndrome and Pervasive Developmental Disorders Not Otherwise Specified (PDD NOS).

Society members receive free online access to the journal. Join today! Visit: <http://www.autism-insar.org>

For more information about the journal, please visit: www.autismresearchjournal.com

Exhibitors



Electrical Geodesics, Inc. (EGI)
1600 Millrace Drive
Suite 307, Eugene, OR, 97403 USA
Phone: 1-541-687-7962
Fax: 1-541-687-7963
Email: info@egi.com
Website: www.egi.com

HOGREFE
THE TEST PEOPLE



Hogrefe Ltd
Burgner House, 4630 Kingsgate
Oxford Business Park South
Oxford OX4 2SU
Tel: +44 (0) 1865 402900
Fax: +44 (0) 1865 402888
www.hogrefe.co.uk



Jessica Kingsley Publishers
116 Pentonville Road
London N1 9JB. UK.
Tel: +44 (0) 207 7833 2307
Fax: +44 (0) 207 7837 2917
Email: post@jpk.com

400 Market Street, Suite 400
Philadelphia PA 19106, USA.
Tel (toll free ordering): 866 416 1078
Tel (main office): 215 922 1161
Fax: 215 922 1417
www.jkp.com



The National Autistic Society
393 City Road
London EC1V 1NG UK
Tel: +44 (0)20 7833 2299
Fax: +44 (0)20 7833 9666
Email: nas@nas.org.uk



Prometheus Research, LLC
129 Church Street, Suite 610, New Haven, CT 06510
Phone: 800 693 9057
Fax: 203 404 7806
Web: www.PrometheusResearch.com



Sage Publications
1 Oliver's Yard
55 City Road
London EC1Y 1SP, UK
Tel: +44 (0)20 7324 8626
Fax: +44 (0)20 7324 8600
Email: kerry.barner@sagepub.co.uk
Sage web-site: www.sagepub.co.uk



Western Psychological Services
Western Psychological Services
12031 Wilshire Boulevard
Los Angeles, CA 90025
www.wpspublish.com
email: customerservice@wpspublish.com



John Wiley and Sons
Wiley-Blackwell
111 River Street
Hoboken, NJ 07423
www.interscience.wiley.com

Meeting Sponsors



AUTISM SPEAKS™
It's time to listen.

www.AutismSpeaks.org

Autism Speaks is dedicated to increasing awareness of autism spectrum disorders, to funding research into the causes, prevention and treatments for autism, and to advocating for the needs of individuals with autism and their families.

Autism Speaks
2 Park Avenue, 11th Floor
New York
NY10016
United States
www.autismspeaks.org
contactus@autismspeaks.org
Gerri Dawson, Chief Science Officer

Autism Speaks
North Lea House
66 Northfield End
Henley-on-Thames
RG9 2BE UK
www.autismspeaks.org.uk
info@autismspeaks.org.uk
Hilary Gilfoy, Chief Executive

SIMONS FOUNDATION



RESEARCH AUTISM
IMPROVING THE QUALITY OF LIFE

Research Autism
Church House
Church Road
Filton, Bristol
BS34 7BD
www.researchautism.net
tel: 020 8292 8900

The UK's charity dedicated to research into interventions in autism



Autism Society of America
7910 Woodmont Avenue # 300
Bethesda, MD 20814
(301) 657-0988
www.autism-society.org